



# ANNUAL MEASURABLE ACHIEVEMENT OBJECTIVES

Is this district meeting Annual Measurable Achievement Objectives (AMAO)?	
Is this district meeting English Proficiency target?	
Is this district meeting Progress in English target?	
Is this district meeting AYP for LEP?	

English Language Proficiency Test: ACCESS for ELLs™

Minimum Target:

English Proficiency Targets	English Progress Targets	AYP - Participation Rate		AYP - Percent Meeting/Exceeding		AYP - Other Indicators	
		Reading	Mathematics	Reading	Mathematics	Attendances	Graduations
10.0	85.0	95.0	95.0	47.5	47.5	89.0	69.0

	Criterion 1 - Proficiency			Criterion 2 - Progress		
	Total Number of Students Tested	Number Making Proficient	Percent Making Proficient	Total Number of Students Tested	Number Making Progress	Percent Making Progress
AMAO Performance	10					

Criterion 3 - Adequate Yearly Progress (AYP for LEP subgroup)											
Percent Tested on State Tests				Percent Meeting/Exceeding Standards						Other Indicators (When Safe Harbor Applied)	
Reading		Mathematics		Reading			Mathematics				
%	Met AYP	%	Met AYP	%	Safe Harbor Target	Met AYP	%	Safe Harbor Target	Met AYP	Attendance Rate	Graduation Rate

Proficiency and Progress calculations are performed only if there are at least 30 students. Proficiency and progress with fewer than 30 students are not reported. A 95% confidence interval has been applied.

<p>Three Conditions Are Required For Making Adequate Yearly Progress (AYP)</p> <ol style="list-style-type: none"> <li>At least 95.0% tested for Reading and Mathematics for the LEP Subgroup. If the current year's participation rates are less than 95%, the participation rate for AYP will be considered sufficient if the average of the current year and the preceding year is at least 95%, or if the average of the current year and the two preceding years is at least 95%. Only actual participation rates are printed. If the participation rate printed is less than 95% but 'Met AYP' is 'Yes', it means the 95% condition was met by averaging.</li> <li>At least 47.5% Meeting/Exceeding Standards for reading and mathematics for the LEP subgroup; for LEP subgroup under the 47.5% Meeting/Exceeding requirement, a 95% confidence interval has been applied; or meet Safe Harbor requirements.</li> <li>At least 89.0% Attendance Rate for elementary school districts or at least 69.0% Graduation Rate for high school districts. Unit districts must meet both criteria.</li> </ol>
--

AYP for LEP subgroup includes only students enrolled as of 5/1/05.

Safe Harbor Targets of 47.5% or above are not printed.

LEP Subgroups with fewer than 45 students are not reported. Safe harbor only applies to subgroups. In order for safe harbor to apply, a subgroup must decrease by 10% the percentage of scores that did not meet state standards from the previous year plus meet the other indicators (attendance rate for non-high school districts, graduation rate for high school districts, and attendance and graduation rates for unit school districts) for the subgroup. Safe harbor allows school districts an alternate method to meet subgroup minimum targets on achievement.



# ANNUAL MEASURABLE ACHIEVEMENT OBJECTIVES

Is this district meeting Annual Measurable Achievement Objectives (AMAO)?	
Is this district meeting English Proficiency target?	
Is this district meeting Progress in English target?	
Is this district meeting AYP for LEP?	

English Language Proficiency Test: ACCESS for ELLs™

Minimum Target:

English Proficiency Targets	English Progress Targets	AYP - Participation Rate		AYP - Percent Meeting/Exceeding		AYP - Other Indicators	
		Reading	Mathematics	Reading	Mathematics	Attendances	Graduations
10.0	85.0	95.0	95.0	47.5	47.5	89.0	69.0

	Criterion 1 - Proficiency			Criterion 2 - Progress		
	Total Number of Students Tested	Number Making Proficient	Percent Making Proficient	Total Number of Students Tested	Number Making Progress	Percent Making Progress
AMAO Performance	8					

Criterion 3 - Adequate Yearly Progress (AYP for LEP subgroup)											
Percent Tested on State Tests				Percent Meeting/Exceeding Standards						Other Indicators (When Safe Harbor Applied)	
Reading		Mathematics		Reading			Mathematics				
%	Met AYP	%	Met AYP	%	Safe Harbor Target	Met AYP	%	Safe Harbor Target	Met AYP	Attendance Rate	Graduation Rate
										94.9	

Proficiency and Progress calculations are performed only if there are at least 30 students. Proficiency and progress with fewer than 30 students are not reported. A 95% confidence interval has been applied.

<p>Three Conditions Are Required For Making Adequate Yearly Progress (AYP)</p> <ol style="list-style-type: none"> <li>At least 95.0% tested for Reading and Mathematics for the LEP Subgroup. If the current year's participation rates are less than 95%, the participation rate for AYP will be considered sufficient if the average of the current year and the preceding year is at least 95%, or if the average of the current year and the two preceding years is at least 95%. Only actual participation rates are printed. If the participation rate printed is less than 95% but 'Met AYP' is 'Yes', it means the 95% condition was met by averaging.</li> <li>At least 47.5% Meeting/Exceeding Standards for reading and mathematics for the LEP subgroup; for LEP subgroup under the 47.5% Meeting/Exceeding requirement, a 95% confidence interval has been applied; or meet Safe Harbor requirements.</li> <li>At least 89.0% Attendance Rate for elementary school districts or at least 69.0% Graduation Rate for high school districts. Unit districts must meet both criteria.</li> </ol>
--

AYP for LEP subgroup includes only students enrolled as of 5/1/05.

Safe Harbor Targets of 47.5% or above are not printed.

LEP Subgroups with fewer than 45 students are not reported. Safe harbor only applies to subgroups. In order for safe harbor to apply, a subgroup must decrease by 10% the percentage of scores that did not meet state standards from the previous year plus meet the other indicators (attendance rate for non-high school districts, graduation rate for high school districts, and attendance and graduation rates for unit school districts) for the subgroup. Safe harbor allows school districts an alternate method to meet subgroup minimum targets on achievement.



# ANNUAL MEASURABLE ACHIEVEMENT OBJECTIVES

Is this district meeting Annual Measurable Achievement Objectives (AMAO)?	
Is this district meeting English Proficiency target?	
Is this district meeting Progress in English target?	
Is this district meeting AYP for LEP?	

English Language Proficiency Test: ACCESS for ELLs™

Minimum Target:

English Proficiency Targets	English Progress Targets	AYP - Participation Rate		AYP - Percent Meeting/Exceeding		AYP - Other Indicators	
		Reading	Mathematics	Reading	Mathematics	Attendances	Graduations
10.0	85.0	95.0	95.0	47.5	47.5	89.0	69.0

	Criterion 1 - Proficiency			Criterion 2 - Progress		
	Total Number of Students Tested	Number Making Proficient	Percent Making Proficient	Total Number of Students Tested	Number Making Progress	Percent Making Progress
AMAO Performance	11					

Criterion 3 - Adequate Yearly Progress (AYP for LEP subgroup)											
Percent Tested on State Tests				Percent Meeting/Exceeding Standards						Other Indicators (When Safe Harbor Applied)	
Reading		Mathematics		Reading			Mathematics				
%	Met AYP	%	Met AYP	%	Safe Harbor Target	Met AYP	%	Safe Harbor Target	Met AYP	Attendance Rate	Graduation Rate

Proficiency and Progress calculations are performed only if there are at least 30 students. Proficiency and progress with fewer than 30 students are not reported. A 95% confidence interval has been applied.

Three Conditions Are Required For Making Adequate Yearly Progress (AYP)

- At least 95.0% tested for Reading and Mathematics for the LEP Subgroup. If the current year's participation rates are less than 95%, the participation rate for AYP will be considered sufficient if the average of the current year and the preceding year is at least 95%, or if the average of the current year and the two preceding years is at least 95%. Only actual participation rates are printed. If the participation rate printed is less than 95% but 'Met AYP' is 'Yes', it means the 95% condition was met by averaging.
- At least 47.5% Meeting/Exceeding Standards for reading and mathematics for the LEP subgroup; for LEP subgroup under the 47.5% Meeting/Exceeding requirement, a 95% confidence interval has been applied; or meet Safe Harbor requirements.
- At least 89.0% Attendance Rate for elementary school districts or at least 69.0% Graduation Rate for high school districts. Unit districts must meet both criteria.

AYP for LEP subgroup includes only students enrolled as of 5/1/05.

Safe Harbor Targets of 47.5% or above are not printed.

LEP Subgroups with fewer than 45 students are not reported. Safe harbor only applies to subgroups. In order for safe harbor to apply, a subgroup must decrease by 10% the percentage of scores that did not meet state standards from the previous year plus meet the other indicators (attendance rate for non-high school districts, graduation rate for high school districts, and attendance and graduation rates for unit school districts) for the subgroup. Safe harbor allows school districts an alternate method to meet subgroup minimum targets on achievement.



# ANNUAL MEASURABLE ACHIEVEMENT OBJECTIVES

Is this district meeting Annual Measurable Achievement Objectives (AMAO)?	Yes
Is this district meeting English Proficiency target?	Yes
Is this district meeting Progress in English target?	Yes
Is this district meeting AYP for LEP?	Yes

English Language Proficiency Test: ACCESS for ELLs™

Minimum Target:

English Proficiency Targets	English Progress Targets	AYP - Participation Rate		AYP - Percent Meeting/Exceeding		AYP - Other Indicators	
		Reading	Mathematics	Reading	Mathematics	Attendances	Graduations
10.0	85.0	95.0	95.0	47.5	47.5	89.0	69.0

	Criterion 1 - Proficiency			Criterion 2 - Progress		
	Total Number of Students Tested	Number Making Proficient	Percent Making Proficient	Total Number of Students Tested	Number Making Progress	Percent Making Progress
AMAO Performance	522	60	11.5	259	211	81.5

Criterion 3 - Adequate Yearly Progress (AYP for LEP subgroup)											
Percent Tested on State Tests				Percent Meeting/Exceeding Standards						Other Indicators (When Safe Harbor Applied)	
Reading		Mathematics		Reading			Mathematics				
%	Met AYP	%	Met AYP	%	Safe Harbor Target	Met AYP	%	Safe Harbor Target	Met AYP	Attendance Rate	Graduation Rate
99.6	Yes	99.6	Yes	57.4		Yes	56.2		Yes		34.6

Proficiency and Progress calculations are performed only if there are at least 30 students. Proficiency and progress with fewer than 30 students are not reported. A 95% confidence interval has been applied.

<p>Three Conditions Are Required For Making Adequate Yearly Progress (AYP)</p> <ol style="list-style-type: none"> <li>At least 95.0% tested for Reading and Mathematics for the LEP Subgroup. If the current year's participation rates are less than 95%, the participation rate for AYP will be considered sufficient if the average of the current year and the preceding year is at least 95%, or if the average of the current year and the two preceding years is at least 95%. Only actual participation rates are printed. If the participation rate printed is less than 95% but 'Met AYP' is 'Yes', it means the 95% condition was met by averaging.</li> <li>At least 47.5% Meeting/Exceeding Standards for reading and mathematics for the LEP subgroup; for LEP subgroup under the 47.5% Meeting/Exceeding requirement, a 95% confidence interval has been applied; or meet Safe Harbor requirements.</li> <li>At least 89.0% Attendance Rate for elementary school districts or at least 69.0% Graduation Rate for high school districts. Unit districts must meet both criteria.</li> </ol>
--

AYP for LEP subgroup includes only students enrolled as of 5/1/05.

Safe Harbor Targets of 47.5% or above are not printed.

LEP Subgroups with fewer than 45 students are not reported. Safe harbor only applies to subgroups. In order for safe harbor to apply, a subgroup must decrease by 10% the percentage of scores that did not meet state standards from the previous year plus meet the other indicators (attendance rate for non-high school districts, graduation rate for high school districts, and attendance and graduation rates for unit school districts) for the subgroup. Safe harbor allows school districts an alternate method to meet subgroup minimum targets on achievement.



# ANNUAL MEASURABLE ACHIEVEMENT OBJECTIVES

Is this district meeting Annual Measurable Achievement Objectives (AMAO)?	Yes
Is this district meeting English Proficiency target?	Yes
Is this district meeting Progress in English target?	Yes
Is this district meeting AYP for LEP?	Yes

English Language Proficiency Test: ACCESS for ELLs™

Minimum Target:

English Proficiency Targets	English Progress Targets	AYP - Participation Rate		AYP - Percent Meeting/Exceeding		AYP - Other Indicators	
		Reading	Mathematics	Reading	Mathematics	Attendances	Graduations
10.0	85.0	95.0	95.0	47.5	47.5	89.0	69.0

	Criterion 1 - Proficiency			Criterion 2 - Progress		
	Total Number of Students Tested	Number Making Proficient	Percent Making Proficient	Total Number of Students Tested	Number Making Progress	Percent Making Progress
AMAO Performance	103	27	26.2	55	46	83.6

Criterion 3 - Adequate Yearly Progress (AYP for LEP subgroup)											
Percent Tested on State Tests				Percent Meeting/Exceeding Standards						Other Indicators (When Safe Harbor Applied)	
Reading		Mathematics		Reading			Mathematics				
%	Met AYP	%	Met AYP	%	Safe Harbor Target	Met AYP	%	Safe Harbor Target	Met AYP	Attendance Rate	Graduation Rate
100.0	Yes	100.0	Yes								66.7

Proficiency and Progress calculations are performed only if there are at least 30 students. Proficiency and progress with fewer than 30 students are not reported. A 95% confidence interval has been applied.

Three Conditions Are Required For Making Adequate Yearly Progress (AYP)

- At least 95.0% tested for Reading and Mathematics for the LEP Subgroup. If the current year's participation rates are less than 95%, the participation rate for AYP will be considered sufficient if the average of the current year and the preceding year is at least 95%, or if the average of the current year and the two preceding years is at least 95%. Only actual participation rates are printed. If the participation rate printed is less than 95% but 'Met AYP' is 'Yes', it means the 95% condition was met by averaging.
- At least 47.5% Meeting/Exceeding Standards for reading and mathematics for the LEP subgroup; for LEP subgroup under the 47.5% Meeting/Exceeding requirement, a 95% confidence interval has been applied; or meet Safe Harbor requirements.
- At least 89.0% Attendance Rate for elementary school districts or at least 69.0% Graduation Rate for high school districts. Unit districts must meet both criteria.

AYP for LEP subgroup includes only students enrolled as of 5/1/05.

Safe Harbor Targets of 47.5% or above are not printed.

LEP Subgroups with fewer than 45 students are not reported. Safe harbor only applies to subgroups. In order for safe harbor to apply, a subgroup must decrease by 10% the percentage of scores that did not meet state standards from the previous year plus meet the other indicators (attendance rate for non-high school districts, graduation rate for high school districts, and attendance and graduation rates for unit school districts) for the subgroup. Safe harbor allows school districts an alternate method to meet subgroup minimum targets on achievement.



# ANNUAL MEASURABLE ACHIEVEMENT OBJECTIVES

Is this district meeting Annual Measurable Achievement Objectives (AMAO)?	No
Is this district meeting English Proficiency target?	Yes
Is this district meeting Progress in English target?	No
Is this district meeting AYP for LEP?	Yes

English Language Proficiency Test: ACCESS for ELLs™

Minimum Target:

English Proficiency Targets	English Progress Targets	AYP - Participation Rate		AYP - Percent Meeting/Exceeding		AYP - Other Indicators	
		Reading	Mathematics	Reading	Mathematics	Attendances	Graduations
10.0	85.0	95.0	95.0	47.5	47.5	89.0	69.0

	Criterion 1 - Proficiency			Criterion 2 - Progress		
	Total Number of Students Tested	Number Making Proficient	Percent Making Proficient	Total Number of Students Tested	Number Making Progress	Percent Making Progress
AMAO Performance	1648	201	12.2	1244	959	77.1

Criterion 3 - Adequate Yearly Progress (AYP for LEP subgroup)											
Percent Tested on State Tests				Percent Meeting/Exceeding Standards						Other Indicators (When Safe Harbor Applied)	
Reading		Mathematics		Reading			Mathematics				
%	Met AYP	%	Met AYP	%	Safe Harbor Target	Met AYP	%	Safe Harbor Target	Met AYP	Attendance Rate	Graduation Rate
100.0	Yes	100.0	Yes	57.4		Yes	65.1		Yes		

Proficiency and Progress calculations are performed only if there are at least 30 students. Proficiency and progress with fewer than 30 students are not reported. A 95% confidence interval has been applied.

<p>Three Conditions Are Required For Making Adequate Yearly Progress (AYP)</p> <ol style="list-style-type: none"> <li>1. At least 95.0% tested for Reading and Mathematics for the LEP Subgroup. If the current year's participation rates are less than 95%, the participation rate for AYP will be considered sufficient if the average of the current year and the preceding year is at least 95%, or if the average of the current year and the two preceding years is at least 95%. Only actual participation rates are printed. If the participation rate printed is less than 95% but 'Met AYP' is 'Yes', it means the 95% condition was met by averaging.</li> <li>2. At least 47.5% Meeting/Exceeding Standards for reading and mathematics for the LEP subgroup; for LEP subgroup under the 47.5% Meeting/Exceeding requirement, a 95% confidence interval has been applied; or meet Safe Harbor requirements.</li> <li>3. At least 89.0% Attendance Rate for elementary school districts or at least 69.0% Graduation Rate for high school districts. Unit districts must meet both criteria.</li> </ol>
---

AYP for LEP subgroup includes only students enrolled as of 5/1/05.

Safe Harbor Targets of 47.5% or above are not printed.

LEP Subgroups with fewer than 45 students are not reported. Safe harbor only applies to subgroups. In order for safe harbor to apply, a subgroup must decrease by 10% the percentage of scores that did not meet state standards from the previous year plus meet the other indicators (attendance rate for non-high school districts, graduation rate for high school districts, and attendance and graduation rates for unit school districts) for the subgroup. Safe harbor allows school districts an alternate method to meet subgroup minimum targets on achievement.



# ANNUAL MEASURABLE ACHIEVEMENT OBJECTIVES

Is this district meeting Annual Measurable Achievement Objectives (AMAO)?	
Is this district meeting English Proficiency target?	
Is this district meeting Progress in English target?	
Is this district meeting AYP for LEP?	

English Language Proficiency Test: ACCESS for ELLs™

Minimum Target:

English Proficiency Targets	English Progress Targets	AYP - Participation Rate		AYP - Percent Meeting/Exceeding		AYP - Other Indicators	
		Reading	Mathematics	Reading	Mathematics	Attendances	Graduations
10.0	85.0	95.0	95.0	47.5	47.5	89.0	69.0

	Criterion 1 - Proficiency			Criterion 2 - Progress		
	Total Number of Students Tested	Number Making Proficient	Percent Making Proficient	Total Number of Students Tested	Number Making Progress	Percent Making Progress
AMAO Performance	17			2		

Criterion 3 - Adequate Yearly Progress (AYP for LEP subgroup)											
Percent Tested on State Tests				Percent Meeting/Exceeding Standards						Other Indicators (When Safe Harbor Applied)	
Reading		Mathematics		Reading			Mathematics				
%	Met AYP	%	Met AYP	%	Safe Harbor Target	Met AYP	%	Safe Harbor Target	Met AYP	Attendance Rate	Graduation Rate

Proficiency and Progress calculations are performed only if there are at least 30 students. Proficiency and progress with fewer than 30 students are not reported. A 95% confidence interval has been applied.

<p>Three Conditions Are Required For Making Adequate Yearly Progress (AYP)</p> <p>1. At least 95.0% tested for Reading and Mathematics for the LEP Subgroup. If the current year's participation rates are less than 95%, the participation rate for AYP will be considered sufficient if the average of the current year and the preceding year is at least 95%, or if the average of the current year and the two preceding years is at least 95%. Only actual participation rates are printed. If the participation rate printed is less than 95% but 'Met AYP' is 'Yes', it means the 95% condition was met by averaging.</p> <p>2. At least 47.5% Meeting/Exceeding Standards for reading and mathematics for the LEP subgroup; for LEP subgroup under the 47.5% Meeting/Exceeding requirement, a 95% confidence interval has been applied; or meet Safe Harbor requirements.</p> <p>3. At least 89.0% Attendance Rate for elementary school districts or at least 69.0% Graduation Rate for high school districts. Unit districts must meet both criteria.</p>
--

AYP for LEP subgroup includes only students enrolled as of 5/1/05.

Safe Harbor Targets of 47.5% or above are not printed.

LEP Subgroups with fewer than 45 students are not reported. Safe harbor only applies to subgroups. In order for safe harbor to apply, a subgroup must decrease by 10% the percentage of scores that did not meet state standards from the previous year plus meet the other indicators (attendance rate for non-high school districts, graduation rate for high school districts, and attendance and graduation rates for unit school districts) for the subgroup. Safe harbor allows school districts an alternate method to meet subgroup minimum targets on achievement.



# ANNUAL MEASURABLE ACHIEVEMENT OBJECTIVES

Is this district meeting Annual Measurable Achievement Objectives (AMAO)?	
Is this district meeting English Proficiency target?	
Is this district meeting Progress in English target?	
Is this district meeting AYP for LEP?	

English Language Proficiency Test: ACCESS for ELLs™

Minimum Target:

English Proficiency Targets	English Progress Targets	AYP - Participation Rate		AYP - Percent Meeting/Exceeding		AYP - Other Indicators	
		Reading	Mathematics	Reading	Mathematics	Attendances	Graduations
10.0	85.0	95.0	95.0	47.5	47.5	89.0	69.0

	Criterion 1 - Proficiency			Criterion 2 - Progress		
	Total Number of Students Tested	Number Making Proficient	Percent Making Proficient	Total Number of Students Tested	Number Making Progress	Percent Making Progress
AMAO Performance	26					

Criterion 3 - Adequate Yearly Progress (AYP for LEP subgroup)											
Percent Tested on State Tests				Percent Meeting/Exceeding Standards						Other Indicators (When Safe Harbor Applied)	
Reading		Mathematics		Reading			Mathematics				
%	Met AYP	%	Met AYP	%	Safe Harbor Target	Met AYP	%	Safe Harbor Target	Met AYP	Attendance Rate	Graduation Rate
											100.0

Proficiency and Progress calculations are performed only if there are at least 30 students. Proficiency and progress with fewer than 30 students are not reported. A 95% confidence interval has been applied.

Three Conditions Are Required For Making Adequate Yearly Progress (AYP)

- At least 95.0% tested for Reading and Mathematics for the LEP Subgroup. If the current year's participation rates are less than 95%, the participation rate for AYP will be considered sufficient if the average of the current year and the preceding year is at least 95%, or if the average of the current year and the two preceding years is at least 95%. Only actual participation rates are printed. If the participation rate printed is less than 95% but 'Met AYP' is 'Yes', it means the 95% condition was met by averaging.
- At least 47.5% Meeting/Exceeding Standards for reading and mathematics for the LEP subgroup; for LEP subgroup under the 47.5% Meeting/Exceeding requirement, a 95% confidence interval has been applied; or meet Safe Harbor requirements.
- At least 89.0% Attendance Rate for elementary school districts or at least 69.0% Graduation Rate for high school districts. Unit districts must meet both criteria.

AYP for LEP subgroup includes only students enrolled as of 5/1/05.

Safe Harbor Targets of 47.5% or above are not printed.

LEP Subgroups with fewer than 45 students are not reported. Safe harbor only applies to subgroups. In order for safe harbor to apply, a subgroup must decrease by 10% the percentage of scores that did not meet state standards from the previous year plus meet the other indicators (attendance rate for non-high school districts, graduation rate for high school districts, and attendance and graduation rates for unit school districts) for the subgroup. Safe harbor allows school districts an alternate method to meet subgroup minimum targets on achievement.



# ANNUAL MEASURABLE ACHIEVEMENT OBJECTIVES

Is this district meeting Annual Measurable Achievement Objectives (AMAO)?	No
Is this district meeting English Proficiency target?	Yes
Is this district meeting Progress in English target?	No
Is this district meeting AYP for LEP?	Yes

English Language Proficiency Test: ACCESS for ELLs™

Minimum Target:

English Proficiency Targets	English Progress Targets	AYP - Participation Rate		AYP - Percent Meeting/Exceeding		AYP - Other Indicators	
		Reading	Mathematics	Reading	Mathematics	Attendances	Graduations
10.0	85.0	95.0	95.0	47.5	47.5	89.0	69.0

	Criterion 1 - Proficiency			Criterion 2 - Progress		
	Total Number of Students Tested	Number Making Proficient	Percent Making Proficient	Total Number of Students Tested	Number Making Progress	Percent Making Progress
AMAO Performance	266	51	19.2	120	88	73.3

Criterion 3 - Adequate Yearly Progress (AYP for LEP subgroup)											
Percent Tested on State Tests				Percent Meeting/Exceeding Standards						Other Indicators (When Safe Harbor Applied)	
Reading		Mathematics		Reading			Mathematics				
%	Met AYP	%	Met AYP	%	Safe Harbor Target	Met AYP	%	Safe Harbor Target	Met AYP	Attendance Rate	Graduation Rate
100.0	Yes	100.0	Yes	67.5		Yes	80.0		Yes		

Proficiency and Progress calculations are performed only if there are at least 30 students. Proficiency and progress with fewer than 30 students are not reported. A 95% confidence interval has been applied.

Three Conditions Are Required For Making Adequate Yearly Progress (AYP)
1. At least 95.0% tested for Reading and Mathematics for the LEP Subgroup. If the current year's participation rates are less than 95%, the participation rate for AYP will be considered sufficient if the average of the current year and the preceding year is at least 95%, or if the average of the current year and the two preceding years is at least 95%. Only actual participation rates are printed. If the participation rate printed is less than 95% but 'Met AYP' is 'Yes', it means the 95% condition was met by averaging.
2. At least 47.5% Meeting/Exceeding Standards for reading and mathematics for the LEP subgroup; for LEP subgroup under the 47.5% Meeting/Exceeding requirement, a 95% confidence interval has been applied; or meet Safe Harbor requirements.
3. At least 89.0% Attendance Rate for elementary school districts or at least 69.0% Graduation Rate for high school districts. Unit districts must meet both criteria.

AYP for LEP subgroup includes only students enrolled as of 5/1/05.

Safe Harbor Targets of 47.5% or above are not printed.

LEP Subgroups with fewer than 45 students are not reported. Safe harbor only applies to subgroups. In order for safe harbor to apply, a subgroup must decrease by 10% the percentage of scores that did not meet state standards from the previous year plus meet the other indicators (attendance rate for non-high school districts, graduation rate for high school districts, and attendance and graduation rates for unit school districts) for the subgroup. Safe harbor allows school districts an alternate method to meet subgroup minimum targets on achievement.



# ANNUAL MEASURABLE ACHIEVEMENT OBJECTIVES

Is this district meeting Annual Measurable Achievement Objectives (AMAO)?	Yes
Is this district meeting English Proficiency target?	Yes
Is this district meeting Progress in English target?	Yes
Is this district meeting AYP for LEP?	Yes

English Language Proficiency Test: ACCESS for ELLs™

Minimum Target:

English Proficiency Targets	English Progress Targets	AYP - Participation Rate		AYP - Percent Meeting/Exceeding		AYP - Other Indicators	
		Reading	Mathematics	Reading	Mathematics	Attendances	Graduations
10.0	85.0	95.0	95.0	47.5	47.5	89.0	69.0

	Criterion 1 - Proficiency			Criterion 2 - Progress		
	Total Number of Students Tested	Number Making Proficient	Percent Making Proficient	Total Number of Students Tested	Number Making Progress	Percent Making Progress
AMAO Performance	286	104	36.4	142	116	81.7

Criterion 3 - Adequate Yearly Progress (AYP for LEP subgroup)											
Percent Tested on State Tests				Percent Meeting/Exceeding Standards						Other Indicators (When Safe Harbor Applied)	
Reading		Mathematics		Reading			Mathematics				
%	Met AYP	%	Met AYP	%	Safe Harbor Target	Met AYP	%	Safe Harbor Target	Met AYP	Attendance Rate	Graduation Rate
100.0	Yes	100.0	Yes	86.9		Yes	66.1		Yes		40.0

Proficiency and Progress calculations are performed only if there are at least 30 students. Proficiency and progress with fewer than 30 students are not reported. A 95% confidence interval has been applied.

<p>Three Conditions Are Required For Making Adequate Yearly Progress (AYP)</p> <p>1. At least 95.0% tested for Reading and Mathematics for the LEP Subgroup. If the current year's participation rates are less than 95%, the participation rate for AYP will be considered sufficient if the average of the current year and the preceding year is at least 95%, or if the average of the current year and the two preceding years is at least 95%. Only actual participation rates are printed. If the participation rate printed is less than 95% but 'Met AYP' is 'Yes', it means the 95% condition was met by averaging.</p> <p>2. At least 47.5% Meeting/Exceeding Standards for reading and mathematics for the LEP subgroup; for LEP subgroup under the 47.5% Meeting/Exceeding requirement, a 95% confidence interval has been applied; or meet Safe Harbor requirements.</p> <p>3. At least 89.0% Attendance Rate for elementary school districts or at least 69.0% Graduation Rate for high school districts. Unit districts must meet both criteria.</p>
--

AYP for LEP subgroup includes only students enrolled as of 5/1/05.

Safe Harbor Targets of 47.5% or above are not printed.

LEP Subgroups with fewer than 45 students are not reported. Safe harbor only applies to subgroups. In order for safe harbor to apply, a subgroup must decrease by 10% the percentage of scores that did not meet state standards from the previous year plus meet the other indicators (attendance rate for non-high school districts, graduation rate for high school districts, and attendance and graduation rates for unit school districts) for the subgroup. Safe harbor allows school districts an alternate method to meet subgroup minimum targets on achievement.



# ANNUAL MEASURABLE ACHIEVEMENT OBJECTIVES

Is this district meeting Annual Measurable Achievement Objectives (AMAO)?	
Is this district meeting English Proficiency target?	
Is this district meeting Progress in English target?	
Is this district meeting AYP for LEP?	

English Language Proficiency Test: ACCESS for ELLs™

Minimum Target:

English Proficiency Targets	English Progress Targets	AYP - Participation Rate		AYP - Percent Meeting/Exceeding		AYP - Other Indicators	
		Reading	Mathematics	Reading	Mathematics	Attendances	Graduations
10.0	85.0	95.0	95.0	47.5	47.5	89.0	69.0

	Criterion 1 - Proficiency			Criterion 2 - Progress		
	Total Number of Students Tested	Number Making Proficient	Percent Making Proficient	Total Number of Students Tested	Number Making Progress	Percent Making Progress
AMAO Performance	16					

Criterion 3 - Adequate Yearly Progress (AYP for LEP subgroup)											
Percent Tested on State Tests				Percent Meeting/Exceeding Standards						Other Indicators (When Safe Harbor Applied)	
Reading		Mathematics		Reading			Mathematics				
%	Met AYP	%	Met AYP	%	Safe Harbor Target	Met AYP	%	Safe Harbor Target	Met AYP	Attendance Rate	Graduation Rate

Proficiency and Progress calculations are performed only if there are at least 30 students. Proficiency and progress with fewer than 30 students are not reported. A 95% confidence interval has been applied.

<p>Three Conditions Are Required For Making Adequate Yearly Progress (AYP)</p> <ol style="list-style-type: none"> <li>At least 95.0% tested for Reading and Mathematics for the LEP Subgroup. If the current year's participation rates are less than 95%, the participation rate for AYP will be considered sufficient if the average of the current year and the preceding year is at least 95%, or if the average of the current year and the two preceding years is at least 95%. Only actual participation rates are printed. If the participation rate printed is less than 95% but 'Met AYP' is 'Yes', it means the 95% condition was met by averaging.</li> <li>At least 47.5% Meeting/Exceeding Standards for reading and mathematics for the LEP subgroup; for LEP subgroup under the 47.5% Meeting/Exceeding requirement, a 95% confidence interval has been applied; or meet Safe Harbor requirements.</li> <li>At least 89.0% Attendance Rate for elementary school districts or at least 69.0% Graduation Rate for high school districts. Unit districts must meet both criteria.</li> </ol>
--

AYP for LEP subgroup includes only students enrolled as of 5/1/05.

Safe Harbor Targets of 47.5% or above are not printed.

LEP Subgroups with fewer than 45 students are not reported. Safe harbor only applies to subgroups. In order for safe harbor to apply, a subgroup must decrease by 10% the percentage of scores that did not meet state standards from the previous year plus meet the other indicators (attendance rate for non-high school districts, graduation rate for high school districts, and attendance and graduation rates for unit school districts) for the subgroup. Safe harbor allows school districts an alternate method to meet subgroup minimum targets on achievement.



# ANNUAL MEASURABLE ACHIEVEMENT OBJECTIVES

Is this district meeting Annual Measurable Achievement Objectives (AMAO)?	Yes
Is this district meeting English Proficiency target?	Yes
Is this district meeting Progress in English target?	Yes
Is this district meeting AYP for LEP?	Yes

English Language Proficiency Test: ACCESS for ELLs™

Minimum Target:

English Proficiency Targets	English Progress Targets	AYP - Participation Rate		AYP - Percent Meeting/Exceeding		AYP - Other Indicators	
		Reading	Mathematics	Reading	Mathematics	Attendances	Graduations
10.0	85.0	95.0	95.0	47.5	47.5	89.0	69.0

	Criterion 1 - Proficiency			Criterion 2 - Progress		
	Total Number of Students Tested	Number Making Proficient	Percent Making Proficient	Total Number of Students Tested	Number Making Progress	Percent Making Progress
AMAO Performance	1770	375	21.2	1254	1088	86.8

Criterion 3 - Adequate Yearly Progress (AYP for LEP subgroup)											
Percent Tested on State Tests				Percent Meeting/Exceeding Standards						Other Indicators (When Safe Harbor Applied)	
Reading		Mathematics		Reading			Mathematics				
%	Met AYP	%	Met AYP	%	Safe Harbor Target	Met AYP	%	Safe Harbor Target	Met AYP	Attendance Rate	Graduation Rate
99.9	Yes	99.9	Yes	68.4		Yes	69.7		Yes	95.7	

Proficiency and Progress calculations are performed only if there are at least 30 students. Proficiency and progress with fewer than 30 students are not reported. A 95% confidence interval has been applied.

<p>Three Conditions Are Required For Making Adequate Yearly Progress (AYP)</p> <p>1. At least 95.0% tested for Reading and Mathematics for the LEP Subgroup. If the current year's participation rates are less than 95%, the participation rate for AYP will be considered sufficient if the average of the current year and the preceding year is at least 95%, or if the average of the current year and the two preceding years is at least 95%. Only actual participation rates are printed. If the participation rate printed is less than 95% but 'Met AYP' is 'Yes', it means the 95% condition was met by averaging.</p> <p>2. At least 47.5% Meeting/Exceeding Standards for reading and mathematics for the LEP subgroup; for LEP subgroup under the 47.5% Meeting/Exceeding requirement, a 95% confidence interval has been applied; or meet Safe Harbor requirements.</p> <p>3. At least 89.0% Attendance Rate for elementary school districts or at least 69.0% Graduation Rate for high school districts. Unit districts must meet both criteria.</p>
--

AYP for LEP subgroup includes only students enrolled as of 5/1/05.

Safe Harbor Targets of 47.5% or above are not printed.

LEP Subgroups with fewer than 45 students are not reported. Safe harbor only applies to subgroups. In order for safe harbor to apply, a subgroup must decrease by 10% the percentage of scores that did not meet state standards from the previous year plus meet the other indicators (attendance rate for non-high school districts, graduation rate for high school districts, and attendance and graduation rates for unit school districts) for the subgroup. Safe harbor allows school districts an alternate method to meet subgroup minimum targets on achievement.



# ANNUAL MEASURABLE ACHIEVEMENT OBJECTIVES

Is this district meeting Annual Measurable Achievement Objectives (AMAO)?	Yes
Is this district meeting English Proficiency target?	Yes
Is this district meeting Progress in English target?	Yes
Is this district meeting AYP for LEP?	Yes

English Language Proficiency Test: ACCESS for ELLs™

Minimum Target:

English Proficiency Targets	English Progress Targets	AYP - Participation Rate		AYP - Percent Meeting/Exceeding		AYP - Other Indicators	
		Reading	Mathematics	Reading	Mathematics	Attendances	Graduations
10.0	85.0	95.0	95.0	47.5	47.5	89.0	69.0

	Criterion 1 - Proficiency			Criterion 2 - Progress		
	Total Number of Students Tested	Number Making Proficient	Percent Making Proficient	Total Number of Students Tested	Number Making Progress	Percent Making Progress
AMAO Performance	1906	439	23.0	1420	1244	87.6

Criterion 3 - Adequate Yearly Progress (AYP for LEP subgroup)											
Percent Tested on State Tests				Percent Meeting/Exceeding Standards						Other Indicators (When Safe Harbor Applied)	
Reading		Mathematics		Reading			Mathematics				
%	Met AYP	%	Met AYP	%	Safe Harbor Target	Met AYP	%	Safe Harbor Target	Met AYP	Attendance Rate	Graduation Rate
99.9	Yes	99.9	Yes	66.2		Yes	68.5		Yes	94.1	

Proficiency and Progress calculations are performed only if there are at least 30 students. Proficiency and progress with fewer than 30 students are not reported. A 95% confidence interval has been applied.

<p>Three Conditions Are Required For Making Adequate Yearly Progress (AYP)</p> <ol style="list-style-type: none"> <li>1. At least 95.0% tested for Reading and Mathematics for the LEP Subgroup. If the current year's participation rates are less than 95%, the participation rate for AYP will be considered sufficient if the average of the current year and the preceding year is at least 95%, or if the average of the current year and the two preceding years is at least 95%. Only actual participation rates are printed. If the participation rate printed is less than 95% but 'Met AYP' is 'Yes', it means the 95% condition was met by averaging.</li> <li>2. At least 47.5% Meeting/Exceeding Standards for reading and mathematics for the LEP subgroup; for LEP subgroup under the 47.5% Meeting/Exceeding requirement, a 95% confidence interval has been applied; or meet Safe Harbor requirements.</li> <li>3. At least 89.0% Attendance Rate for elementary school districts or at least 69.0% Graduation Rate for high school districts. Unit districts must meet both criteria.</li> </ol>
---

AYP for LEP subgroup includes only students enrolled as of 5/1/05.

Safe Harbor Targets of 47.5% or above are not printed.

LEP Subgroups with fewer than 45 students are not reported. Safe harbor only applies to subgroups. In order for safe harbor to apply, a subgroup must decrease by 10% the percentage of scores that did not meet state standards from the previous year plus meet the other indicators (attendance rate for non-high school districts, graduation rate for high school districts, and attendance and graduation rates for unit school districts) for the subgroup. Safe harbor allows school districts an alternate method to meet subgroup minimum targets on achievement.



# ANNUAL MEASURABLE ACHIEVEMENT OBJECTIVES

Is this district meeting Annual Measurable Achievement Objectives (AMAO)?	Yes
Is this district meeting English Proficiency target?	Yes
Is this district meeting Progress in English target?	
Is this district meeting AYP for LEP?	Yes

English Language Proficiency Test: ACCESS for ELLs™

Minimum Target:

English Proficiency Targets	English Progress Targets	AYP - Participation Rate		AYP - Percent Meeting/Exceeding		AYP - Other Indicators	
		Reading	Mathematics	Reading	Mathematics	Attendances	Graduations
10.0	85.0	95.0	95.0	47.5	47.5	89.0	69.0

	Criterion 1 - Proficiency			Criterion 2 - Progress		
	Total Number of Students Tested	Number Making Proficient	Percent Making Proficient	Total Number of Students Tested	Number Making Progress	Percent Making Progress
AMAO Performance	129	45	34.9	27		

Criterion 3 - Adequate Yearly Progress (AYP for LEP subgroup)											
Percent Tested on State Tests				Percent Meeting/Exceeding Standards						Other Indicators (When Safe Harbor Applied)	
Reading		Mathematics		Reading			Mathematics				
%	Met AYP	%	Met AYP	%	Safe Harbor Target	Met AYP	%	Safe Harbor Target	Met AYP	Attendance Rate	Graduation Rate
100.0	Yes	100.0	Yes							94.3	

Proficiency and Progress calculations are performed only if there are at least 30 students. Proficiency and progress with fewer than 30 students are not reported. A 95% confidence interval has been applied.

Three Conditions Are Required For Making Adequate Yearly Progress (AYP)
1. At least 95.0% tested for Reading and Mathematics for the LEP Subgroup. If the current year's participation rates are less than 95%, the participation rate for AYP will be considered sufficient if the average of the current year and the preceding year is at least 95%, or if the average of the current year and the two preceding years is at least 95%. Only actual participation rates are printed. If the participation rate printed is less than 95% but 'Met AYP' is 'Yes', it means the 95% condition was met by averaging.
2. At least 47.5% Meeting/Exceeding Standards for reading and mathematics for the LEP subgroup; for LEP subgroup under the 47.5% Meeting/Exceeding requirement, a 95% confidence interval has been applied; or meet Safe Harbor requirements.
3. At least 89.0% Attendance Rate for elementary school districts or at least 69.0% Graduation Rate for high school districts. Unit districts must meet both criteria.

AYP for LEP subgroup includes only students enrolled as of 5/1/05.

Safe Harbor Targets of 47.5% or above are not printed.

LEP Subgroups with fewer than 45 students are not reported. Safe harbor only applies to subgroups. In order for safe harbor to apply, a subgroup must decrease by 10% the percentage of scores that did not meet state standards from the previous year plus meet the other indicators (attendance rate for non-high school districts, graduation rate for high school districts, and attendance and graduation rates for unit school districts) for the subgroup. Safe harbor allows school districts an alternate method to meet subgroup minimum targets on achievement.



# ANNUAL MEASURABLE ACHIEVEMENT OBJECTIVES

Is this district meeting Annual Measurable Achievement Objectives (AMAO)?	Yes
Is this district meeting English Proficiency target?	Yes
Is this district meeting Progress in English target?	Yes
Is this district meeting AYP for LEP?	Yes

English Language Proficiency Test: ACCESS for ELLs™

Minimum Target:

English Proficiency Targets	English Progress Targets	AYP - Participation Rate		AYP - Percent Meeting/Exceeding		AYP - Other Indicators	
		Reading	Mathematics	Reading	Mathematics	Attendances	Graduations
10.0	85.0	95.0	95.0	47.5	47.5	89.0	69.0

	Criterion 1 - Proficiency			Criterion 2 - Progress		
	Total Number of Students Tested	Number Making Proficient	Percent Making Proficient	Total Number of Students Tested	Number Making Progress	Percent Making Progress
AMAO Performance	215	71	33.0	135	124	91.9

Criterion 3 - Adequate Yearly Progress (AYP for LEP subgroup)											
Percent Tested on State Tests				Percent Meeting/Exceeding Standards						Other Indicators (When Safe Harbor Applied)	
Reading		Mathematics		Reading			Mathematics				
%	Met AYP	%	Met AYP	%	Safe Harbor Target	Met AYP	%	Safe Harbor Target	Met AYP	Attendance Rate	Graduation Rate
100.0	Yes	100.0	Yes	82.5		Yes	90.9		Yes	95.6	

Proficiency and Progress calculations are performed only if there are at least 30 students. Proficiency and progress with fewer than 30 students are not reported. A 95% confidence interval has been applied.

<p>Three Conditions Are Required For Making Adequate Yearly Progress (AYP)</p> <ol style="list-style-type: none"> <li>At least 95.0% tested for Reading and Mathematics for the LEP Subgroup. If the current year's participation rates are less than 95%, the participation rate for AYP will be considered sufficient if the average of the current year and the preceding year is at least 95%, or if the average of the current year and the two preceding years is at least 95%. Only actual participation rates are printed. If the participation rate printed is less than 95% but 'Met AYP' is 'Yes', it means the 95% condition was met by averaging.</li> <li>At least 47.5% Meeting/Exceeding Standards for reading and mathematics for the LEP subgroup; for LEP subgroup under the 47.5% Meeting/Exceeding requirement, a 95% confidence interval has been applied; or meet Safe Harbor requirements.</li> <li>At least 89.0% Attendance Rate for elementary school districts or at least 69.0% Graduation Rate for high school districts. Unit districts must meet both criteria.</li> </ol>
--

AYP for LEP subgroup includes only students enrolled as of 5/1/05.

Safe Harbor Targets of 47.5% or above are not printed.

LEP Subgroups with fewer than 45 students are not reported. Safe harbor only applies to subgroups. In order for safe harbor to apply, a subgroup must decrease by 10% the percentage of scores that did not meet state standards from the previous year plus meet the other indicators (attendance rate for non-high school districts, graduation rate for high school districts, and attendance and graduation rates for unit school districts) for the subgroup. Safe harbor allows school districts an alternate method to meet subgroup minimum targets on achievement.



# ANNUAL MEASURABLE ACHIEVEMENT OBJECTIVES

Is this district meeting Annual Measurable Achievement Objectives (AMAO)?	Yes
Is this district meeting English Proficiency target?	Yes
Is this district meeting Progress in English target?	Yes
Is this district meeting AYP for LEP?	Yes

English Language Proficiency Test: ACCESS for ELLs™

Minimum Target:

English Proficiency Targets	English Progress Targets	AYP - Participation Rate		AYP - Percent Meeting/Exceeding		AYP - Other Indicators	
		Reading	Mathematics	Reading	Mathematics	Attendances	Graduations
10.0	85.0	95.0	95.0	47.5	47.5	89.0	69.0

	Criterion 1 - Proficiency			Criterion 2 - Progress		
	Total Number of Students Tested	Number Making Proficient	Percent Making Proficient	Total Number of Students Tested	Number Making Progress	Percent Making Progress
AMAO Performance	271	59	21.8	189	166	87.8

Criterion 3 - Adequate Yearly Progress (AYP for LEP subgroup)											
Percent Tested on State Tests				Percent Meeting/Exceeding Standards						Other Indicators (When Safe Harbor Applied)	
Reading		Mathematics		Reading			Mathematics				
%	Met AYP	%	Met AYP	%	Safe Harbor Target	Met AYP	%	Safe Harbor Target	Met AYP	Attendance Rate	Graduation Rate
98.5	Yes	98.5	Yes	79.2		Yes	73.6		Yes	95.3	

Proficiency and Progress calculations are performed only if there are at least 30 students. Proficiency and progress with fewer than 30 students are not reported. A 95% confidence interval has been applied.

Three Conditions Are Required For Making Adequate Yearly Progress (AYP)
1. At least 95.0% tested for Reading and Mathematics for the LEP Subgroup. If the current year's participation rates are less than 95%, the participation rate for AYP will be considered sufficient if the average of the current year and the preceding year is at least 95%, or if the average of the current year and the two preceding years is at least 95%. Only actual participation rates are printed. If the participation rate printed is less than 95% but 'Met AYP' is 'Yes', it means the 95% condition was met by averaging.
2. At least 47.5% Meeting/Exceeding Standards for reading and mathematics for the LEP subgroup; for LEP subgroup under the 47.5% Meeting/Exceeding requirement, a 95% confidence interval has been applied; or meet Safe Harbor requirements.
3. At least 89.0% Attendance Rate for elementary school districts or at least 69.0% Graduation Rate for high school districts. Unit districts must meet both criteria.

AYP for LEP subgroup includes only students enrolled as of 5/1/05.

Safe Harbor Targets of 47.5% or above are not printed.

LEP Subgroups with fewer than 45 students are not reported. Safe harbor only applies to subgroups. In order for safe harbor to apply, a subgroup must decrease by 10% the percentage of scores that did not meet state standards from the previous year plus meet the other indicators (attendance rate for non-high school districts, graduation rate for high school districts, and attendance and graduation rates for unit school districts) for the subgroup. Safe harbor allows school districts an alternate method to meet subgroup minimum targets on achievement.



# ANNUAL MEASURABLE ACHIEVEMENT OBJECTIVES

Is this district meeting Annual Measurable Achievement Objectives (AMAO)?	Yes
Is this district meeting English Proficiency target?	Yes
Is this district meeting Progress in English target?	Yes
Is this district meeting AYP for LEP?	

English Language Proficiency Test: ACCESS for ELLs™

Minimum Target:

English Proficiency Targets	English Progress Targets	AYP - Participation Rate		AYP - Percent Meeting/Exceeding		AYP - Other Indicators	
		Reading	Mathematics	Reading	Mathematics	Attendances	Graduations
10.0	85.0	95.0	95.0	47.5	47.5	89.0	69.0

	Criterion 1 - Proficiency			Criterion 2 - Progress		
	Total Number of Students Tested	Number Making Proficient	Percent Making Proficient	Total Number of Students Tested	Number Making Progress	Percent Making Progress
AMAO Performance	56	29	51.8	39	39	100.0

Criterion 3 - Adequate Yearly Progress (AYP for LEP subgroup)											
Percent Tested on State Tests				Percent Meeting/Exceeding Standards						Other Indicators (When Safe Harbor Applied)	
Reading		Mathematics		Reading			Mathematics				
%	Met AYP	%	Met AYP	%	Safe Harbor Target	Met AYP	%	Safe Harbor Target	Met AYP	Attendance Rate	Graduation Rate
										96.4	

Proficiency and Progress calculations are performed only if there are at least 30 students. Proficiency and progress with fewer than 30 students are not reported. A 95% confidence interval has been applied.

<p>Three Conditions Are Required For Making Adequate Yearly Progress (AYP)</p> <ol style="list-style-type: none"> <li>At least 95.0% tested for Reading and Mathematics for the LEP Subgroup. If the current year's participation rates are less than 95%, the participation rate for AYP will be considered sufficient if the average of the current year and the preceding year is at least 95%, or if the average of the current year and the two preceding years is at least 95%. Only actual participation rates are printed. If the participation rate printed is less than 95% but 'Met AYP' is 'Yes', it means the 95% condition was met by averaging.</li> <li>At least 47.5% Meeting/Exceeding Standards for reading and mathematics for the LEP subgroup; for LEP subgroup under the 47.5% Meeting/Exceeding requirement, a 95% confidence interval has been applied; or meet Safe Harbor requirements.</li> <li>At least 89.0% Attendance Rate for elementary school districts or at least 69.0% Graduation Rate for high school districts. Unit districts must meet both criteria.</li> </ol>
--

AYP for LEP subgroup includes only students enrolled as of 5/1/05.

Safe Harbor Targets of 47.5% or above are not printed.

LEP Subgroups with fewer than 45 students are not reported. Safe harbor only applies to subgroups. In order for safe harbor to apply, a subgroup must decrease by 10% the percentage of scores that did not meet state standards from the previous year plus meet the other indicators (attendance rate for non-high school districts, graduation rate for high school districts, and attendance and graduation rates for unit school districts) for the subgroup. Safe harbor allows school districts an alternate method to meet subgroup minimum targets on achievement.



# ANNUAL MEASURABLE ACHIEVEMENT OBJECTIVES

Is this district meeting Annual Measurable Achievement Objectives (AMAO)?	Yes
Is this district meeting English Proficiency target?	Yes
Is this district meeting Progress in English target?	
Is this district meeting AYP for LEP?	Yes

English Language Proficiency Test: ACCESS for ELLs™

Minimum Target:

English Proficiency Targets	English Progress Targets	AYP - Participation Rate		AYP - Percent Meeting/Exceeding		AYP - Other Indicators	
		Reading	Mathematics	Reading	Mathematics	Attendances	Graduations
10.0	85.0	95.0	95.0	47.5	47.5	89.0	69.0

	Criterion 1 - Proficiency			Criterion 2 - Progress		
	Total Number of Students Tested	Number Making Proficient	Percent Making Proficient	Total Number of Students Tested	Number Making Progress	Percent Making Progress
AMAO Performance	71	31	43.7	29		

Criterion 3 - Adequate Yearly Progress (AYP for LEP subgroup)											
Percent Tested on State Tests				Percent Meeting/Exceeding Standards						Other Indicators (When Safe Harbor Applied)	
Reading		Mathematics		Reading			Mathematics				
%	Met AYP	%	Met AYP	%	Safe Harbor Target	Met AYP	%	Safe Harbor Target	Met AYP	Attendance Rate	Graduation Rate
100.0	Yes	100.0	Yes							97.1	

Proficiency and Progress calculations are performed only if there are at least 30 students. Proficiency and progress with fewer than 30 students are not reported. A 95% confidence interval has been applied.

Three Conditions Are Required For Making Adequate Yearly Progress (AYP)
1. At least 95.0% tested for Reading and Mathematics for the LEP Subgroup. If the current year's participation rates are less than 95%, the participation rate for AYP will be considered sufficient if the average of the current year and the preceding year is at least 95%, or if the average of the current year and the two preceding years is at least 95%. Only actual participation rates are printed. If the participation rate printed is less than 95% but 'Met AYP' is 'Yes', it means the 95% condition was met by averaging.
2. At least 47.5% Meeting/Exceeding Standards for reading and mathematics for the LEP subgroup; for LEP subgroup under the 47.5% Meeting/Exceeding requirement, a 95% confidence interval has been applied; or meet Safe Harbor requirements.
3. At least 89.0% Attendance Rate for elementary school districts or at least 69.0% Graduation Rate for high school districts. Unit districts must meet both criteria.

AYP for LEP subgroup includes only students enrolled as of 5/1/05.

Safe Harbor Targets of 47.5% or above are not printed.

LEP Subgroups with fewer than 45 students are not reported. Safe harbor only applies to subgroups. In order for safe harbor to apply, a subgroup must decrease by 10% the percentage of scores that did not meet state standards from the previous year plus meet the other indicators (attendance rate for non-high school districts, graduation rate for high school districts, and attendance and graduation rates for unit school districts) for the subgroup. Safe harbor allows school districts an alternate method to meet subgroup minimum targets on achievement.



# ANNUAL MEASURABLE ACHIEVEMENT OBJECTIVES

Is this district meeting Annual Measurable Achievement Objectives (AMAO)?	Yes
Is this district meeting English Proficiency target?	Yes
Is this district meeting Progress in English target?	Yes
Is this district meeting AYP for LEP?	Yes

English Language Proficiency Test: ACCESS for ELLs™

Minimum Target:

English Proficiency Targets	English Progress Targets	AYP - Participation Rate		AYP - Percent Meeting/Exceeding		AYP - Other Indicators	
		Reading	Mathematics	Reading	Mathematics	Attendances	Graduations
10.0	85.0	95.0	95.0	47.5	47.5	89.0	69.0

	Criterion 1 - Proficiency			Criterion 2 - Progress		
	Total Number of Students Tested	Number Making Proficient	Percent Making Proficient	Total Number of Students Tested	Number Making Progress	Percent Making Progress
AMAO Performance	517	169	32.7	369	310	84.0

Criterion 3 - Adequate Yearly Progress (AYP for LEP subgroup)											
Percent Tested on State Tests				Percent Meeting/Exceeding Standards						Other Indicators (When Safe Harbor Applied)	
Reading		Mathematics		Reading			Mathematics				
%	Met AYP	%	Met AYP	%	Safe Harbor Target	Met AYP	%	Safe Harbor Target	Met AYP	Attendance Rate	Graduation Rate
100.0	Yes	100.0	Yes	73.4		Yes	79.0		Yes	94.1	

Proficiency and Progress calculations are performed only if there are at least 30 students. Proficiency and progress with fewer than 30 students are not reported. A 95% confidence interval has been applied.

<p>Three Conditions Are Required For Making Adequate Yearly Progress (AYP)</p> <p>1. At least 95.0% tested for Reading and Mathematics for the LEP Subgroup. If the current year's participation rates are less than 95%, the participation rate for AYP will be considered sufficient if the average of the current year and the preceding year is at least 95%, or if the average of the current year and the two preceding years is at least 95%. Only actual participation rates are printed. If the participation rate printed is less than 95% but 'Met AYP' is 'Yes', it means the 95% condition was met by averaging.</p> <p>2. At least 47.5% Meeting/Exceeding Standards for reading and mathematics for the LEP subgroup; for LEP subgroup under the 47.5% Meeting/Exceeding requirement, a 95% confidence interval has been applied; or meet Safe Harbor requirements.</p> <p>3. At least 89.0% Attendance Rate for elementary school districts or at least 69.0% Graduation Rate for high school districts. Unit districts must meet both criteria.</p>
--

AYP for LEP subgroup includes only students enrolled as of 5/1/05.

Safe Harbor Targets of 47.5% or above are not printed.

LEP Subgroups with fewer than 45 students are not reported. Safe harbor only applies to subgroups. In order for safe harbor to apply, a subgroup must decrease by 10% the percentage of scores that did not meet state standards from the previous year plus meet the other indicators (attendance rate for non-high school districts, graduation rate for high school districts, and attendance and graduation rates for unit school districts) for the subgroup. Safe harbor allows school districts an alternate method to meet subgroup minimum targets on achievement.



# ANNUAL MEASURABLE ACHIEVEMENT OBJECTIVES

Is this district meeting Annual Measurable Achievement Objectives (AMAO)?	
Is this district meeting English Proficiency target?	
Is this district meeting Progress in English target?	
Is this district meeting AYP for LEP?	

English Language Proficiency Test: ACCESS for ELLs™

Minimum Target:

English Proficiency Targets	English Progress Targets	AYP - Participation Rate		AYP - Percent Meeting/Exceeding		AYP - Other Indicators	
		Reading	Mathematics	Reading	Mathematics	Attendances	Graduations
10.0	85.0	95.0	95.0	47.5	47.5	89.0	69.0

	Criterion 1 - Proficiency			Criterion 2 - Progress		
	Total Number of Students Tested	Number Making Proficient	Percent Making Proficient	Total Number of Students Tested	Number Making Progress	Percent Making Progress
AMAO Performance	20			18		

Criterion 3 - Adequate Yearly Progress (AYP for LEP subgroup)											
Percent Tested on State Tests				Percent Meeting/Exceeding Standards						Other Indicators (When Safe Harbor Applied)	
Reading		Mathematics		Reading			Mathematics				
%	Met AYP	%	Met AYP	%	Safe Harbor Target	Met AYP	%	Safe Harbor Target	Met AYP	Attendance Rate	Graduation Rate
										97.6	

Proficiency and Progress calculations are performed only if there are at least 30 students. Proficiency and progress with fewer than 30 students are not reported. A 95% confidence interval has been applied.

Three Conditions Are Required For Making Adequate Yearly Progress (AYP)

1. At least 95.0% tested for Reading and Mathematics for the LEP Subgroup. If the current year's participation rates are less than 95%, the participation rate for AYP will be considered sufficient if the average of the current year and the preceding year is at least 95%, or if the average of the current year and the two preceding years is at least 95%. Only actual participation rates are printed. If the participation rate printed is less than 95% but 'Met AYP' is 'Yes', it means the 95% condition was met by averaging.
2. At least 47.5% Meeting/Exceeding Standards for reading and mathematics for the LEP subgroup; for LEP subgroup under the 47.5% Meeting/Exceeding requirement, a 95% confidence interval has been applied; or meet Safe Harbor requirements.
3. At least 89.0% Attendance Rate for elementary school districts or at least 69.0% Graduation Rate for high school districts. Unit districts must meet both criteria.

AYP for LEP subgroup includes only students enrolled as of 5/1/05.

Safe Harbor Targets of 47.5% or above are not printed.

LEP Subgroups with fewer than 45 students are not reported. Safe harbor only applies to subgroups. In order for safe harbor to apply, a subgroup must decrease by 10% the percentage of scores that did not meet state standards from the previous year plus meet the other indicators (attendance rate for non-high school districts, graduation rate for high school districts, and attendance and graduation rates for unit school districts) for the subgroup. Safe harbor allows school districts an alternate method to meet subgroup minimum targets on achievement.



# ANNUAL MEASURABLE ACHIEVEMENT OBJECTIVES

Is this district meeting Annual Measurable Achievement Objectives (AMAO)?	Yes
Is this district meeting English Proficiency target?	Yes
Is this district meeting Progress in English target?	Yes
Is this district meeting AYP for LEP?	Yes

English Language Proficiency Test: ACCESS for ELLs™

Minimum Target:

English Proficiency Targets	English Progress Targets	AYP - Participation Rate		AYP - Percent Meeting/Exceeding		AYP - Other Indicators	
		Reading	Mathematics	Reading	Mathematics	Attendances	Graduations
10.0	85.0	95.0	95.0	47.5	47.5	89.0	69.0

	Criterion 1 - Proficiency			Criterion 2 - Progress		
	Total Number of Students Tested	Number Making Proficient	Percent Making Proficient	Total Number of Students Tested	Number Making Progress	Percent Making Progress
AMAO Performance	70	35	50.0	42	34	81.0

Criterion 3 - Adequate Yearly Progress (AYP for LEP subgroup)											
Percent Tested on State Tests				Percent Meeting/Exceeding Standards						Other Indicators (When Safe Harbor Applied)	
Reading		Mathematics		Reading			Mathematics				
%	Met AYP	%	Met AYP	%	Safe Harbor Target	Met AYP	%	Safe Harbor Target	Met AYP	Attendance Rate	Graduation Rate
100.0	Yes	100.0	Yes							97.1	

Proficiency and Progress calculations are performed only if there are at least 30 students. Proficiency and progress with fewer than 30 students are not reported. A 95% confidence interval has been applied.

Three Conditions Are Required For Making Adequate Yearly Progress (AYP)

- At least 95.0% tested for Reading and Mathematics for the LEP Subgroup. If the current year's participation rates are less than 95%, the participation rate for AYP will be considered sufficient if the average of the current year and the preceding year is at least 95%, or if the average of the current year and the two preceding years is at least 95%. Only actual participation rates are printed. If the participation rate printed is less than 95% but 'Met AYP' is 'Yes', it means the 95% condition was met by averaging.
- At least 47.5% Meeting/Exceeding Standards for reading and mathematics for the LEP subgroup; for LEP subgroup under the 47.5% Meeting/Exceeding requirement, a 95% confidence interval has been applied; or meet Safe Harbor requirements.
- At least 89.0% Attendance Rate for elementary school districts or at least 69.0% Graduation Rate for high school districts. Unit districts must meet both criteria.

AYP for LEP subgroup includes only students enrolled as of 5/1/05.

Safe Harbor Targets of 47.5% or above are not printed.

LEP Subgroups with fewer than 45 students are not reported. Safe harbor only applies to subgroups. In order for safe harbor to apply, a subgroup must decrease by 10% the percentage of scores that did not meet state standards from the previous year plus meet the other indicators (attendance rate for non-high school districts, graduation rate for high school districts, and attendance and graduation rates for unit school districts) for the subgroup. Safe harbor allows school districts an alternate method to meet subgroup minimum targets on achievement.



# ANNUAL MEASURABLE ACHIEVEMENT OBJECTIVES

Is this district meeting Annual Measurable Achievement Objectives (AMAO)?	Yes
Is this district meeting English Proficiency target?	Yes
Is this district meeting Progress in English target?	Yes
Is this district meeting AYP for LEP?	Yes

English Language Proficiency Test: ACCESS for ELLs™

Minimum Target:

English Proficiency Targets	English Progress Targets	AYP - Participation Rate		AYP - Percent Meeting/Exceeding		AYP - Other Indicators	
		Reading	Mathematics	Reading	Mathematics	Attendances	Graduations
10.0	85.0	95.0	95.0	47.5	47.5	89.0	69.0

	Criterion 1 - Proficiency			Criterion 2 - Progress		
	Total Number of Students Tested	Number Making Proficient	Percent Making Proficient	Total Number of Students Tested	Number Making Progress	Percent Making Progress
AMAO Performance	1353	277	20.5	921	794	86.2

Criterion 3 - Adequate Yearly Progress (AYP for LEP subgroup)											
Percent Tested on State Tests				Percent Meeting/Exceeding Standards						Other Indicators (When Safe Harbor Applied)	
Reading		Mathematics		Reading			Mathematics				
%	Met AYP	%	Met AYP	%	Safe Harbor Target	Met AYP	%	Safe Harbor Target	Met AYP	Attendance Rate	Graduation Rate
100.0	Yes	100.0	Yes	69.9		Yes	73.6		Yes	96.2	

Proficiency and Progress calculations are performed only if there are at least 30 students. Proficiency and progress with fewer than 30 students are not reported. A 95% confidence interval has been applied.

<p>Three Conditions Are Required For Making Adequate Yearly Progress (AYP)</p> <ol style="list-style-type: none"> <li>At least 95.0% tested for Reading and Mathematics for the LEP Subgroup. If the current year's participation rates are less than 95%, the participation rate for AYP will be considered sufficient if the average of the current year and the preceding year is at least 95%, or if the average of the current year and the two preceding years is at least 95%. Only actual participation rates are printed. If the participation rate printed is less than 95% but 'Met AYP' is 'Yes', it means the 95% condition was met by averaging.</li> <li>At least 47.5% Meeting/Exceeding Standards for reading and mathematics for the LEP subgroup; for LEP subgroup under the 47.5% Meeting/Exceeding requirement, a 95% confidence interval has been applied; or meet Safe Harbor requirements.</li> <li>At least 89.0% Attendance Rate for elementary school districts or at least 69.0% Graduation Rate for high school districts. Unit districts must meet both criteria.</li> </ol>
--

AYP for LEP subgroup includes only students enrolled as of 5/1/05.

Safe Harbor Targets of 47.5% or above are not printed.

LEP Subgroups with fewer than 45 students are not reported. Safe harbor only applies to subgroups. In order for safe harbor to apply, a subgroup must decrease by 10% the percentage of scores that did not meet state standards from the previous year plus meet the other indicators (attendance rate for non-high school districts, graduation rate for high school districts, and attendance and graduation rates for unit school districts) for the subgroup. Safe harbor allows school districts an alternate method to meet subgroup minimum targets on achievement.



# ANNUAL MEASURABLE ACHIEVEMENT OBJECTIVES

Is this district meeting Annual Measurable Achievement Objectives (AMAO)?	Yes
Is this district meeting English Proficiency target?	Yes
Is this district meeting Progress in English target?	
Is this district meeting AYP for LEP?	

English Language Proficiency Test: ACCESS for ELLs™

Minimum Target:

English Proficiency Targets	English Progress Targets	AYP - Participation Rate		AYP - Percent Meeting/Exceeding		AYP - Other Indicators	
		Reading	Mathematics	Reading	Mathematics	Attendances	Graduations
10.0	85.0	95.0	95.0	47.5	47.5	89.0	69.0

	Criterion 1 - Proficiency			Criterion 2 - Progress		
	Total Number of Students Tested	Number Making Proficient	Percent Making Proficient	Total Number of Students Tested	Number Making Progress	Percent Making Progress
AMAO Performance	56	22	39.3	17		

Criterion 3 - Adequate Yearly Progress (AYP for LEP subgroup)											
Percent Tested on State Tests				Percent Meeting/Exceeding Standards						Other Indicators (When Safe Harbor Applied)	
Reading		Mathematics		Reading			Mathematics				
%	Met AYP	%	Met AYP	%	Safe Harbor Target	Met AYP	%	Safe Harbor Target	Met AYP	Attendance Rate	Graduation Rate
										96.5	

Proficiency and Progress calculations are performed only if there are at least 30 students. Proficiency and progress with fewer than 30 students are not reported. A 95% confidence interval has been applied.

Three Conditions Are Required For Making Adequate Yearly Progress (AYP)

1. At least 95.0% tested for Reading and Mathematics for the LEP Subgroup. If the current year's participation rates are less than 95%, the participation rate for AYP will be considered sufficient if the average of the current year and the preceding year is at least 95%, or if the average of the current year and the two preceding years is at least 95%. Only actual participation rates are printed. If the participation rate printed is less than 95% but 'Met AYP' is 'Yes', it means the 95% condition was met by averaging.
2. At least 47.5% Meeting/Exceeding Standards for reading and mathematics for the LEP subgroup; for LEP subgroup under the 47.5% Meeting/Exceeding requirement, a 95% confidence interval has been applied; or meet Safe Harbor requirements.
3. At least 89.0% Attendance Rate for elementary school districts or at least 69.0% Graduation Rate for high school districts. Unit districts must meet both criteria.

AYP for LEP subgroup includes only students enrolled as of 5/1/05.

Safe Harbor Targets of 47.5% or above are not printed.

LEP Subgroups with fewer than 45 students are not reported. Safe harbor only applies to subgroups. In order for safe harbor to apply, a subgroup must decrease by 10% the percentage of scores that did not meet state standards from the previous year plus meet the other indicators (attendance rate for non-high school districts, graduation rate for high school districts, and attendance and graduation rates for unit school districts) for the subgroup. Safe harbor allows school districts an alternate method to meet subgroup minimum targets on achievement.



# ANNUAL MEASURABLE ACHIEVEMENT OBJECTIVES

Is this district meeting Annual Measurable Achievement Objectives (AMAO)?	Yes
Is this district meeting English Proficiency target?	Yes
Is this district meeting Progress in English target?	Yes
Is this district meeting AYP for LEP?	Yes

English Language Proficiency Test: ACCESS for ELLs™

Minimum Target:

English Proficiency Targets	English Progress Targets	AYP - Participation Rate		AYP - Percent Meeting/Exceeding		AYP - Other Indicators	
		Reading	Mathematics	Reading	Mathematics	Attendances	Graduations
10.0	85.0	95.0	95.0	47.5	47.5	89.0	69.0

	Criterion 1 - Proficiency			Criterion 2 - Progress		
	Total Number of Students Tested	Number Making Proficient	Percent Making Proficient	Total Number of Students Tested	Number Making Progress	Percent Making Progress
AMAO Performance	1472	378	25.7	986	887	90.0

Criterion 3 - Adequate Yearly Progress (AYP for LEP subgroup)											
Percent Tested on State Tests				Percent Meeting/Exceeding Standards						Other Indicators (When Safe Harbor Applied)	
Reading		Mathematics		Reading			Mathematics				
%	Met AYP	%	Met AYP	%	Safe Harbor Target	Met AYP	%	Safe Harbor Target	Met AYP	Attendance Rate	Graduation Rate
100.0	Yes	100.0	Yes	74.2		Yes	71.9		Yes	95.3	

Proficiency and Progress calculations are performed only if there are at least 30 students. Proficiency and progress with fewer than 30 students are not reported. A 95% confidence interval has been applied.

<p>Three Conditions Are Required For Making Adequate Yearly Progress (AYP)</p> <p>1. At least 95.0% tested for Reading and Mathematics for the LEP Subgroup. If the current year's participation rates are less than 95%, the participation rate for AYP will be considered sufficient if the average of the current year and the preceding year is at least 95%, or if the average of the current year and the two preceding years is at least 95%. Only actual participation rates are printed. If the participation rate printed is less than 95% but 'Met AYP' is 'Yes', it means the 95% condition was met by averaging.</p> <p>2. At least 47.5% Meeting/Exceeding Standards for reading and mathematics for the LEP subgroup; for LEP subgroup under the 47.5% Meeting/Exceeding requirement, a 95% confidence interval has been applied; or meet Safe Harbor requirements.</p> <p>3. At least 89.0% Attendance Rate for elementary school districts or at least 69.0% Graduation Rate for high school districts. Unit districts must meet both criteria.</p>
--

AYP for LEP subgroup includes only students enrolled as of 5/1/05.

Safe Harbor Targets of 47.5% or above are not printed.

LEP Subgroups with fewer than 45 students are not reported. Safe harbor only applies to subgroups. In order for safe harbor to apply, a subgroup must decrease by 10% the percentage of scores that did not meet state standards from the previous year plus meet the other indicators (attendance rate for non-high school districts, graduation rate for high school districts, and attendance and graduation rates for unit school districts) for the subgroup. Safe harbor allows school districts an alternate method to meet subgroup minimum targets on achievement.



# ANNUAL MEASURABLE ACHIEVEMENT OBJECTIVES

Is this district meeting Annual Measurable Achievement Objectives (AMAO)?	Yes
Is this district meeting English Proficiency target?	Yes
Is this district meeting Progress in English target?	Yes
Is this district meeting AYP for LEP?	Yes

English Language Proficiency Test: ACCESS for ELLs™

Minimum Target:

English Proficiency Targets	English Progress Targets	AYP - Participation Rate		AYP - Percent Meeting/Exceeding		AYP - Other Indicators	
		Reading	Mathematics	Reading	Mathematics	Attendances	Graduations
10.0	85.0	95.0	95.0	47.5	47.5	89.0	69.0

	Criterion 1 - Proficiency			Criterion 2 - Progress		
	Total Number of Students Tested	Number Making Proficient	Percent Making Proficient	Total Number of Students Tested	Number Making Progress	Percent Making Progress
AMAO Performance	1291	410	31.8	944	890	94.3

Criterion 3 - Adequate Yearly Progress (AYP for LEP subgroup)											
Percent Tested on State Tests				Percent Meeting/Exceeding Standards						Other Indicators (When Safe Harbor Applied)	
Reading		Mathematics		Reading			Mathematics				
%	Met AYP	%	Met AYP	%	Safe Harbor Target	Met AYP	%	Safe Harbor Target	Met AYP	Attendance Rate	Graduation Rate
99.4	Yes	99.4	Yes	78.3		Yes	75.5		Yes	94.6	

Proficiency and Progress calculations are performed only if there are at least 30 students. Proficiency and progress with fewer than 30 students are not reported. A 95% confidence interval has been applied.

<p>Three Conditions Are Required For Making Adequate Yearly Progress (AYP)</p> <ol style="list-style-type: none"> <li>At least 95.0% tested for Reading and Mathematics for the LEP Subgroup. If the current year's participation rates are less than 95%, the participation rate for AYP will be considered sufficient if the average of the current year and the preceding year is at least 95%, or if the average of the current year and the two preceding years is at least 95%. Only actual participation rates are printed. If the participation rate printed is less than 95% but 'Met AYP' is 'Yes', it means the 95% condition was met by averaging.</li> <li>At least 47.5% Meeting/Exceeding Standards for reading and mathematics for the LEP subgroup; for LEP subgroup under the 47.5% Meeting/Exceeding requirement, a 95% confidence interval has been applied; or meet Safe Harbor requirements.</li> <li>At least 89.0% Attendance Rate for elementary school districts or at least 69.0% Graduation Rate for high school districts. Unit districts must meet both criteria.</li> </ol>
--

AYP for LEP subgroup includes only students enrolled as of 5/1/05.

Safe Harbor Targets of 47.5% or above are not printed.

LEP Subgroups with fewer than 45 students are not reported. Safe harbor only applies to subgroups. In order for safe harbor to apply, a subgroup must decrease by 10% the percentage of scores that did not meet state standards from the previous year plus meet the other indicators (attendance rate for non-high school districts, graduation rate for high school districts, and attendance and graduation rates for unit school districts) for the subgroup. Safe harbor allows school districts an alternate method to meet subgroup minimum targets on achievement.



# ANNUAL MEASURABLE ACHIEVEMENT OBJECTIVES

Is this district meeting Annual Measurable Achievement Objectives (AMAO)?	Yes
Is this district meeting English Proficiency target?	Yes
Is this district meeting Progress in English target?	Yes
Is this district meeting AYP for LEP?	Yes

English Language Proficiency Test: ACCESS for ELLs™

Minimum Target:

English Proficiency Targets	English Progress Targets	AYP - Participation Rate		AYP - Percent Meeting/Exceeding		AYP - Other Indicators	
		Reading	Mathematics	Reading	Mathematics	Attendances	Graduations
10.0	85.0	95.0	95.0	47.5	47.5	89.0	69.0

	Criterion 1 - Proficiency			Criterion 2 - Progress		
	Total Number of Students Tested	Number Making Proficient	Percent Making Proficient	Total Number of Students Tested	Number Making Progress	Percent Making Progress
AMAO Performance	440	96	21.8	284	263	92.6

Criterion 3 - Adequate Yearly Progress (AYP for LEP subgroup)											
Percent Tested on State Tests				Percent Meeting/Exceeding Standards						Other Indicators (When Safe Harbor Applied)	
Reading		Mathematics		Reading			Mathematics				
%	Met AYP	%	Met AYP	%	Safe Harbor Target	Met AYP	%	Safe Harbor Target	Met AYP	Attendance Rate	Graduation Rate
99.6	Yes	99.6	Yes	61.8		Yes	64.0		Yes	95.2	

Proficiency and Progress calculations are performed only if there are at least 30 students. Proficiency and progress with fewer than 30 students are not reported. A 95% confidence interval has been applied.

Three Conditions Are Required For Making Adequate Yearly Progress (AYP)
1. At least 95.0% tested for Reading and Mathematics for the LEP Subgroup. If the current year's participation rates are less than 95%, the participation rate for AYP will be considered sufficient if the average of the current year and the preceding year is at least 95%, or if the average of the current year and the two preceding years is at least 95%. Only actual participation rates are printed. If the participation rate printed is less than 95% but 'Met AYP' is 'Yes', it means the 95% condition was met by averaging.
2. At least 47.5% Meeting/Exceeding Standards for reading and mathematics for the LEP subgroup; for LEP subgroup under the 47.5% Meeting/Exceeding requirement, a 95% confidence interval has been applied; or meet Safe Harbor requirements.
3. At least 89.0% Attendance Rate for elementary school districts or at least 69.0% Graduation Rate for high school districts. Unit districts must meet both criteria.

AYP for LEP subgroup includes only students enrolled as of 5/1/05.

Safe Harbor Targets of 47.5% or above are not printed.

LEP Subgroups with fewer than 45 students are not reported. Safe harbor only applies to subgroups. In order for safe harbor to apply, a subgroup must decrease by 10% the percentage of scores that did not meet state standards from the previous year plus meet the other indicators (attendance rate for non-high school districts, graduation rate for high school districts, and attendance and graduation rates for unit school districts) for the subgroup. Safe harbor allows school districts an alternate method to meet subgroup minimum targets on achievement.



# ANNUAL MEASURABLE ACHIEVEMENT OBJECTIVES

Is this district meeting Annual Measurable Achievement Objectives (AMAO)?	No
Is this district meeting English Proficiency target?	Yes
Is this district meeting Progress in English target?	No
Is this district meeting AYP for LEP?	Yes

English Language Proficiency Test: ACCESS for ELLs™

Minimum Target:

English Proficiency Targets	English Progress Targets	AYP - Participation Rate		AYP - Percent Meeting/Exceeding		AYP - Other Indicators	
		Reading	Mathematics	Reading	Mathematics	Attendances	Graduations
10.0	85.0	95.0	95.0	47.5	47.5	89.0	69.0

	Criterion 1 - Proficiency			Criterion 2 - Progress		
	Total Number of Students Tested	Number Making Proficient	Percent Making Proficient	Total Number of Students Tested	Number Making Progress	Percent Making Progress
AMAO Performance	440	89	20.2	300	216	72.0

Criterion 3 - Adequate Yearly Progress (AYP for LEP subgroup)											
Percent Tested on State Tests				Percent Meeting/Exceeding Standards						Other Indicators (When Safe Harbor Applied)	
Reading		Mathematics		Reading			Mathematics				
%	Met AYP	%	Met AYP	%	Safe Harbor Target	Met AYP	%	Safe Harbor Target	Met AYP	Attendance Rate	Graduation Rate
100.0	Yes	100.0	Yes	63.7		Yes	68.4		Yes	95.8	

Proficiency and Progress calculations are performed only if there are at least 30 students. Proficiency and progress with fewer than 30 students are not reported. A 95% confidence interval has been applied.

<p>Three Conditions Are Required For Making Adequate Yearly Progress (AYP)</p> <p>1. At least 95.0% tested for Reading and Mathematics for the LEP Subgroup. If the current year's participation rates are less than 95%, the participation rate for AYP will be considered sufficient if the average of the current year and the preceding year is at least 95%, or if the average of the current year and the two preceding years is at least 95%. Only actual participation rates are printed. If the participation rate printed is less than 95% but 'Met AYP' is 'Yes', it means the 95% condition was met by averaging.</p> <p>2. At least 47.5% Meeting/Exceeding Standards for reading and mathematics for the LEP subgroup; for LEP subgroup under the 47.5% Meeting/Exceeding requirement, a 95% confidence interval has been applied; or meet Safe Harbor requirements.</p> <p>3. At least 89.0% Attendance Rate for elementary school districts or at least 69.0% Graduation Rate for high school districts. Unit districts must meet both criteria.</p>
--

AYP for LEP subgroup includes only students enrolled as of 5/1/05.

Safe Harbor Targets of 47.5% or above are not printed.

LEP Subgroups with fewer than 45 students are not reported. Safe harbor only applies to subgroups. In order for safe harbor to apply, a subgroup must decrease by 10% the percentage of scores that did not meet state standards from the previous year plus meet the other indicators (attendance rate for non-high school districts, graduation rate for high school districts, and attendance and graduation rates for unit school districts) for the subgroup. Safe harbor allows school districts an alternate method to meet subgroup minimum targets on achievement.



# ANNUAL MEASURABLE ACHIEVEMENT OBJECTIVES

Is this district meeting Annual Measurable Achievement Objectives (AMAO)?	
Is this district meeting English Proficiency target?	
Is this district meeting Progress in English target?	
Is this district meeting AYP for LEP?	

English Language Proficiency Test: ACCESS for ELLs™

Minimum Target:

English Proficiency Targets	English Progress Targets	AYP - Participation Rate		AYP - Percent Meeting/Exceeding		AYP - Other Indicators	
		Reading	Mathematics	Reading	Mathematics	Attendances	Graduations
10.0	85.0	95.0	95.0	47.5	47.5	89.0	69.0

	Criterion 1 - Proficiency			Criterion 2 - Progress		
	Total Number of Students Tested	Number Making Proficient	Percent Making Proficient	Total Number of Students Tested	Number Making Progress	Percent Making Progress
AMAO Performance	28			13		

Criterion 3 - Adequate Yearly Progress (AYP for LEP subgroup)											
Percent Tested on State Tests				Percent Meeting/Exceeding Standards						Other Indicators (When Safe Harbor Applied)	
Reading		Mathematics		Reading			Mathematics				
%	Met AYP	%	Met AYP	%	Safe Harbor Target	Met AYP	%	Safe Harbor Target	Met AYP	Attendance Rate	Graduation Rate
										94.2	


Proficiency and Progress calculations are performed only if there are at least 30 students. Proficiency and progress with fewer than 30 students are not reported. A 95% confidence interval has been applied.

<p>Three Conditions Are Required For Making Adequate Yearly Progress (AYP)</p> <p>1. At least 95.0% tested for Reading and Mathematics for the LEP Subgroup. If the current year's participation rates are less than 95%, the participation rate for AYP will be considered sufficient if the average of the current year and the preceding year is at least 95%, or if the average of the current year and the two preceding years is at least 95%. Only actual participation rates are printed. If the participation rate printed is less than 95% but 'Met AYP' is 'Yes', it means the 95% condition was met by averaging.</p> <p>2. At least 47.5% Meeting/Exceeding Standards for reading and mathematics for the LEP subgroup; for LEP subgroup under the 47.5% Meeting/Exceeding requirement, a 95% confidence interval has been applied; or meet Safe Harbor requirements.</p> <p>3. At least 89.0% Attendance Rate for elementary school districts or at least 69.0% Graduation Rate for high school districts. Unit districts must meet both criteria.</p>
--

AYP for LEP subgroup includes only students enrolled as of 5/1/05.

Safe Harbor Targets of 47.5% or above are not printed.

LEP Subgroups with fewer than 45 students are not reported. Safe harbor only applies to subgroups. In order for safe harbor to apply, a subgroup must decrease by 10% the percentage of scores that did not meet state standards from the previous year plus meet the other indicators (attendance rate for non-high school districts, graduation rate for high school districts, and attendance and graduation rates for unit school districts) for the subgroup. Safe harbor allows school districts an alternate method to meet subgroup minimum targets on achievement.



# ANNUAL MEASURABLE ACHIEVEMENT OBJECTIVES

Is this district meeting Annual Measurable Achievement Objectives (AMAO)?	Yes
Is this district meeting English Proficiency target?	Yes
Is this district meeting Progress in English target?	Yes
Is this district meeting AYP for LEP?	Yes

English Language Proficiency Test: ACCESS for ELLs™

Minimum Target:

English Proficiency Targets	English Progress Targets	AYP - Participation Rate		AYP - Percent Meeting/Exceeding		AYP - Other Indicators	
		Reading	Mathematics	Reading	Mathematics	Attendances	Graduations
10.0	85.0	95.0	95.0	47.5	47.5	89.0	69.0

	Criterion 1 - Proficiency			Criterion 2 - Progress		
	Total Number of Students Tested	Number Making Proficient	Percent Making Proficient	Total Number of Students Tested	Number Making Progress	Percent Making Progress
AMAO Performance	131	30	22.9	57	49	86.0

Criterion 3 - Adequate Yearly Progress (AYP for LEP subgroup)											
Percent Tested on State Tests				Percent Meeting/Exceeding Standards						Other Indicators (When Safe Harbor Applied)	
Reading		Mathematics		Reading			Mathematics				
%	Met AYP	%	Met AYP	%	Safe Harbor Target	Met AYP	%	Safe Harbor Target	Met AYP	Attendance Rate	Graduation Rate
98.8	Yes	98.8	Yes							96.2	

Proficiency and Progress calculations are performed only if there are at least 30 students. Proficiency and progress with fewer than 30 students are not reported. A 95% confidence interval has been applied.

Three Conditions Are Required For Making Adequate Yearly Progress (AYP)
1. At least 95.0% tested for Reading and Mathematics for the LEP Subgroup. If the current year's participation rates are less than 95%, the participation rate for AYP will be considered sufficient if the average of the current year and the preceding year is at least 95%, or if the average of the current year and the two preceding years is at least 95%. Only actual participation rates are printed. If the participation rate printed is less than 95% but 'Met AYP' is 'Yes', it means the 95% condition was met by averaging.
2. At least 47.5% Meeting/Exceeding Standards for reading and mathematics for the LEP subgroup; for LEP subgroup under the 47.5% Meeting/Exceeding requirement, a 95% confidence interval has been applied; or meet Safe Harbor requirements.
3. At least 89.0% Attendance Rate for elementary school districts or at least 69.0% Graduation Rate for high school districts. Unit districts must meet both criteria.

AYP for LEP subgroup includes only students enrolled as of 5/1/05.

Safe Harbor Targets of 47.5% or above are not printed.

LEP Subgroups with fewer than 45 students are not reported. Safe harbor only applies to subgroups. In order for safe harbor to apply, a subgroup must decrease by 10% the percentage of scores that did not meet state standards from the previous year plus meet the other indicators (attendance rate for non-high school districts, graduation rate for high school districts, and attendance and graduation rates for unit school districts) for the subgroup. Safe harbor allows school districts an alternate method to meet subgroup minimum targets on achievement.



# ANNUAL MEASURABLE ACHIEVEMENT OBJECTIVES

Is this district meeting Annual Measurable Achievement Objectives (AMAO)?	Yes
Is this district meeting English Proficiency target?	Yes
Is this district meeting Progress in English target?	Yes
Is this district meeting AYP for LEP?	

English Language Proficiency Test: ACCESS for ELLs™

Minimum Target:

English Proficiency Targets	English Progress Targets	AYP - Participation Rate		AYP - Percent Meeting/Exceeding		AYP - Other Indicators	
		Reading	Mathematics	Reading	Mathematics	Attendances	Graduations
10.0	85.0	95.0	95.0	47.5	47.5	89.0	69.0

	Criterion 1 - Proficiency			Criterion 2 - Progress		
	Total Number of Students Tested	Number Making Proficient	Percent Making Proficient	Total Number of Students Tested	Number Making Progress	Percent Making Progress
AMAO Performance	58	10	17.2	32	26	81.3

Criterion 3 - Adequate Yearly Progress (AYP for LEP subgroup)											
Percent Tested on State Tests				Percent Meeting/Exceeding Standards						Other Indicators (When Safe Harbor Applied)	
Reading		Mathematics		Reading			Mathematics				
%	Met AYP	%	Met AYP	%	Safe Harbor Target	Met AYP	%	Safe Harbor Target	Met AYP	Attendance Rate	Graduation Rate

Proficiency and Progress calculations are performed only if there are at least 30 students. Proficiency and progress with fewer than 30 students are not reported. A 95% confidence interval has been applied.

<p>Three Conditions Are Required For Making Adequate Yearly Progress (AYP)</p> <p>1. At least 95.0% tested for Reading and Mathematics for the LEP Subgroup. If the current year's participation rates are less than 95%, the participation rate for AYP will be considered sufficient if the average of the current year and the preceding year is at least 95%, or if the average of the current year and the two preceding years is at least 95%. Only actual participation rates are printed. If the participation rate printed is less than 95% but 'Met AYP' is 'Yes', it means the 95% condition was met by averaging.</p> <p>2. At least 47.5% Meeting/Exceeding Standards for reading and mathematics for the LEP subgroup; for LEP subgroup under the 47.5% Meeting/Exceeding requirement, a 95% confidence interval has been applied; or meet Safe Harbor requirements.</p> <p>3. At least 89.0% Attendance Rate for elementary school districts or at least 69.0% Graduation Rate for high school districts. Unit districts must meet both criteria.</p>
--

AYP for LEP subgroup includes only students enrolled as of 5/1/05.

Safe Harbor Targets of 47.5% or above are not printed.

LEP Subgroups with fewer than 45 students are not reported. Safe harbor only applies to subgroups. In order for safe harbor to apply, a subgroup must decrease by 10% the percentage of scores that did not meet state standards from the previous year plus meet the other indicators (attendance rate for non-high school districts, graduation rate for high school districts, and attendance and graduation rates for unit school districts) for the subgroup. Safe harbor allows school districts an alternate method to meet subgroup minimum targets on achievement.



# ANNUAL MEASURABLE ACHIEVEMENT OBJECTIVES

Is this district meeting Annual Measurable Achievement Objectives (AMAO)?	Yes
Is this district meeting English Proficiency target?	Yes
Is this district meeting Progress in English target?	
Is this district meeting AYP for LEP?	

English Language Proficiency Test: ACCESS for ELLs™

Minimum Target:

English Proficiency Targets	English Progress Targets	AYP - Participation Rate		AYP - Percent Meeting/Exceeding		AYP - Other Indicators	
		Reading	Mathematics	Reading	Mathematics	Attendances	Graduations
10.0	85.0	95.0	95.0	47.5	47.5	89.0	69.0

	Criterion 1 - Proficiency			Criterion 2 - Progress		
	Total Number of Students Tested	Number Making Proficient	Percent Making Proficient	Total Number of Students Tested	Number Making Progress	Percent Making Progress
AMAO Performance	42	12	28.6	27		

Criterion 3 - Adequate Yearly Progress (AYP for LEP subgroup)											
Percent Tested on State Tests				Percent Meeting/Exceeding Standards						Other Indicators (When Safe Harbor Applied)	
Reading		Mathematics		Reading			Mathematics				
%	Met AYP	%	Met AYP	%	Safe Harbor Target	Met AYP	%	Safe Harbor Target	Met AYP	Attendance Rate	Graduation Rate
										95.3	

Proficiency and Progress calculations are performed only if there are at least 30 students. Proficiency and progress with fewer than 30 students are not reported. A 95% confidence interval has been applied.

<p>Three Conditions Are Required For Making Adequate Yearly Progress (AYP)</p> <p>1. At least 95.0% tested for Reading and Mathematics for the LEP Subgroup. If the current year's participation rates are less than 95%, the participation rate for AYP will be considered sufficient if the average of the current year and the preceding year is at least 95%, or if the average of the current year and the two preceding years is at least 95%. Only actual participation rates are printed. If the participation rate printed is less than 95% but 'Met AYP' is 'Yes', it means the 95% condition was met by averaging.</p> <p>2. At least 47.5% Meeting/Exceeding Standards for reading and mathematics for the LEP subgroup; for LEP subgroup under the 47.5% Meeting/Exceeding requirement, a 95% confidence interval has been applied; or meet Safe Harbor requirements.</p> <p>3. At least 89.0% Attendance Rate for elementary school districts or at least 69.0% Graduation Rate for high school districts. Unit districts must meet both criteria.</p>
--

AYP for LEP subgroup includes only students enrolled as of 5/1/05.

Safe Harbor Targets of 47.5% or above are not printed.

LEP Subgroups with fewer than 45 students are not reported. Safe harbor only applies to subgroups. In order for safe harbor to apply, a subgroup must decrease by 10% the percentage of scores that did not meet state standards from the previous year plus meet the other indicators (attendance rate for non-high school districts, graduation rate for high school districts, and attendance and graduation rates for unit school districts) for the subgroup. Safe harbor allows school districts an alternate method to meet subgroup minimum targets on achievement.



# ANNUAL MEASURABLE ACHIEVEMENT OBJECTIVES

Is this district meeting Annual Measurable Achievement Objectives (AMAO)?	Yes
Is this district meeting English Proficiency target?	Yes
Is this district meeting Progress in English target?	Yes
Is this district meeting AYP for LEP?	Yes

English Language Proficiency Test: ACCESS for ELLs™

Minimum Target:

English Proficiency Targets	English Progress Targets	AYP - Participation Rate		AYP - Percent Meeting/Exceeding		AYP - Other Indicators	
		Reading	Mathematics	Reading	Mathematics	Attendances	Graduations
10.0	85.0	95.0	95.0	47.5	47.5	89.0	69.0

	Criterion 1 - Proficiency			Criterion 2 - Progress		
	Total Number of Students Tested	Number Making Proficient	Percent Making Proficient	Total Number of Students Tested	Number Making Progress	Percent Making Progress
AMAO Performance	113	46	40.7	64	59	92.2

Criterion 3 - Adequate Yearly Progress (AYP for LEP subgroup)											
Percent Tested on State Tests				Percent Meeting/Exceeding Standards						Other Indicators (When Safe Harbor Applied)	
Reading		Mathematics		Reading			Mathematics				
%	Met AYP	%	Met AYP	%	Safe Harbor Target	Met AYP	%	Safe Harbor Target	Met AYP	Attendance Rate	Graduation Rate
98.5	Yes	98.5	Yes	88.2		Yes	80.8		Yes	96.4	

Proficiency and Progress calculations are performed only if there are at least 30 students. Proficiency and progress with fewer than 30 students are not reported. A 95% confidence interval has been applied.

Three Conditions Are Required For Making Adequate Yearly Progress (AYP)

1. At least 95.0% tested for Reading and Mathematics for the LEP Subgroup. If the current year's participation rates are less than 95%, the participation rate for AYP will be considered sufficient if the average of the current year and the preceding year is at least 95%, or if the average of the current year and the two preceding years is at least 95%. Only actual participation rates are printed. If the participation rate printed is less than 95% but 'Met AYP' is 'Yes', it means the 95% condition was met by averaging.
2. At least 47.5% Meeting/Exceeding Standards for reading and mathematics for the LEP subgroup; for LEP subgroup under the 47.5% Meeting/Exceeding requirement, a 95% confidence interval has been applied; or meet Safe Harbor requirements.
3. At least 89.0% Attendance Rate for elementary school districts or at least 69.0% Graduation Rate for high school districts. Unit districts must meet both criteria.

AYP for LEP subgroup includes only students enrolled as of 5/1/05.

Safe Harbor Targets of 47.5% or above are not printed.

LEP Subgroups with fewer than 45 students are not reported. Safe harbor only applies to subgroups. In order for safe harbor to apply, a subgroup must decrease by 10% the percentage of scores that did not meet state standards from the previous year plus meet the other indicators (attendance rate for non-high school districts, graduation rate for high school districts, and attendance and graduation rates for unit school districts) for the subgroup. Safe harbor allows school districts an alternate method to meet subgroup minimum targets on achievement.



# ANNUAL MEASURABLE ACHIEVEMENT OBJECTIVES

Is this district meeting Annual Measurable Achievement Objectives (AMAO)?	Yes
Is this district meeting English Proficiency target?	Yes
Is this district meeting Progress in English target?	Yes
Is this district meeting AYP for LEP?	

English Language Proficiency Test: ACCESS for ELLs™

Minimum Target:

English Proficiency Targets	English Progress Targets	AYP - Participation Rate		AYP - Percent Meeting/Exceeding		AYP - Other Indicators	
		Reading	Mathematics	Reading	Mathematics	Attendances	Graduations
10.0	85.0	95.0	95.0	47.5	47.5	89.0	69.0

	Criterion 1 - Proficiency			Criterion 2 - Progress		
	Total Number of Students Tested	Number Making Proficient	Percent Making Proficient	Total Number of Students Tested	Number Making Progress	Percent Making Progress
AMAO Performance	103	25	24.3	49	39	79.6

Criterion 3 - Adequate Yearly Progress (AYP for LEP subgroup)											
Percent Tested on State Tests				Percent Meeting/Exceeding Standards						Other Indicators (When Safe Harbor Applied)	
Reading		Mathematics		Reading			Mathematics				
%	Met AYP	%	Met AYP	%	Safe Harbor Target	Met AYP	%	Safe Harbor Target	Met AYP	Attendance Rate	Graduation Rate
										94.9	

Proficiency and Progress calculations are performed only if there are at least 30 students. Proficiency and progress with fewer than 30 students are not reported. A 95% confidence interval has been applied.

Three Conditions Are Required For Making Adequate Yearly Progress (AYP)

- At least 95.0% tested for Reading and Mathematics for the LEP Subgroup. If the current year's participation rates are less than 95%, the participation rate for AYP will be considered sufficient if the average of the current year and the preceding year is at least 95%, or if the average of the current year and the two preceding years is at least 95%. Only actual participation rates are printed. If the participation rate printed is less than 95% but 'Met AYP' is 'Yes', it means the 95% condition was met by averaging.
- At least 47.5% Meeting/Exceeding Standards for reading and mathematics for the LEP subgroup; for LEP subgroup under the 47.5% Meeting/Exceeding requirement, a 95% confidence interval has been applied; or meet Safe Harbor requirements.
- At least 89.0% Attendance Rate for elementary school districts or at least 69.0% Graduation Rate for high school districts. Unit districts must meet both criteria.

AYP for LEP subgroup includes only students enrolled as of 5/1/05.

Safe Harbor Targets of 47.5% or above are not printed.

LEP Subgroups with fewer than 45 students are not reported. Safe harbor only applies to subgroups. In order for safe harbor to apply, a subgroup must decrease by 10% the percentage of scores that did not meet state standards from the previous year plus meet the other indicators (attendance rate for non-high school districts, graduation rate for high school districts, and attendance and graduation rates for unit school districts) for the subgroup. Safe harbor allows school districts an alternate method to meet subgroup minimum targets on achievement.



# ANNUAL MEASURABLE ACHIEVEMENT OBJECTIVES

Is this district meeting Annual Measurable Achievement Objectives (AMAO)?	Yes
Is this district meeting English Proficiency target?	Yes
Is this district meeting Progress in English target?	Yes
Is this district meeting AYP for LEP?	

English Language Proficiency Test: ACCESS for ELLs™

Minimum Target:

English Proficiency Targets	English Progress Targets	AYP - Participation Rate		AYP - Percent Meeting/Exceeding		AYP - Other Indicators	
		Reading	Mathematics	Reading	Mathematics	Attendances	Graduations
10.0	85.0	95.0	95.0	47.5	47.5	89.0	69.0

	Criterion 1 - Proficiency			Criterion 2 - Progress		
	Total Number of Students Tested	Number Making Proficient	Percent Making Proficient	Total Number of Students Tested	Number Making Progress	Percent Making Progress
AMAO Performance	85	22	25.9	54	47	87.0

Criterion 3 - Adequate Yearly Progress (AYP for LEP subgroup)											
Percent Tested on State Tests				Percent Meeting/Exceeding Standards						Other Indicators (When Safe Harbor Applied)	
Reading		Mathematics		Reading			Mathematics				
%	Met AYP	%	Met AYP	%	Safe Harbor Target	Met AYP	%	Safe Harbor Target	Met AYP	Attendance Rate	Graduation Rate
										93.7	

Proficiency and Progress calculations are performed only if there are at least 30 students. Proficiency and progress with fewer than 30 students are not reported. A 95% confidence interval has been applied.

<p>Three Conditions Are Required For Making Adequate Yearly Progress (AYP)</p> <p>1. At least 95.0% tested for Reading and Mathematics for the LEP Subgroup. If the current year's participation rates are less than 95%, the participation rate for AYP will be considered sufficient if the average of the current year and the preceding year is at least 95%, or if the average of the current year and the two preceding years is at least 95%. Only actual participation rates are printed. If the participation rate printed is less than 95% but 'Met AYP' is 'Yes', it means the 95% condition was met by averaging.</p> <p>2. At least 47.5% Meeting/Exceeding Standards for reading and mathematics for the LEP subgroup; for LEP subgroup under the 47.5% Meeting/Exceeding requirement, a 95% confidence interval has been applied; or meet Safe Harbor requirements.</p> <p>3. At least 89.0% Attendance Rate for elementary school districts or at least 69.0% Graduation Rate for high school districts. Unit districts must meet both criteria.</p>
--

AYP for LEP subgroup includes only students enrolled as of 5/1/05.

Safe Harbor Targets of 47.5% or above are not printed.

LEP Subgroups with fewer than 45 students are not reported. Safe harbor only applies to subgroups. In order for safe harbor to apply, a subgroup must decrease by 10% the percentage of scores that did not meet state standards from the previous year plus meet the other indicators (attendance rate for non-high school districts, graduation rate for high school districts, and attendance and graduation rates for unit school districts) for the subgroup. Safe harbor allows school districts an alternate method to meet subgroup minimum targets on achievement.



# ANNUAL MEASURABLE ACHIEVEMENT OBJECTIVES

Is this district meeting Annual Measurable Achievement Objectives (AMAO)?	Yes
Is this district meeting English Proficiency target?	Yes
Is this district meeting Progress in English target?	Yes
Is this district meeting AYP for LEP?	Yes

English Language Proficiency Test: ACCESS for ELLs™

Minimum Target:

English Proficiency Targets	English Progress Targets	AYP - Participation Rate		AYP - Percent Meeting/Exceeding		AYP - Other Indicators	
		Reading	Mathematics	Reading	Mathematics	Attendances	Graduations
10.0	85.0	95.0	95.0	47.5	47.5	89.0	69.0

	Criterion 1 - Proficiency			Criterion 2 - Progress		
	Total Number of Students Tested	Number Making Proficient	Percent Making Proficient	Total Number of Students Tested	Number Making Progress	Percent Making Progress
AMAO Performance	218	36	16.5	122	102	83.6

Criterion 3 - Adequate Yearly Progress (AYP for LEP subgroup)											
Percent Tested on State Tests				Percent Meeting/Exceeding Standards						Other Indicators (When Safe Harbor Applied)	
Reading		Mathematics		Reading			Mathematics				
%	Met AYP	%	Met AYP	%	Safe Harbor Target	Met AYP	%	Safe Harbor Target	Met AYP	Attendance Rate	Graduation Rate
100.0	Yes	100.0	Yes	52.3		Yes	75.1		Yes	96.9	

Proficiency and Progress calculations are performed only if there are at least 30 students. Proficiency and progress with fewer than 30 students are not reported. A 95% confidence interval has been applied.

<p>Three Conditions Are Required For Making Adequate Yearly Progress (AYP)</p> <ol style="list-style-type: none"> <li>1. At least 95.0% tested for Reading and Mathematics for the LEP Subgroup. If the current year's participation rates are less than 95%, the participation rate for AYP will be considered sufficient if the average of the current year and the preceding year is at least 95%, or if the average of the current year and the two preceding years is at least 95%. Only actual participation rates are printed. If the participation rate printed is less than 95% but 'Met AYP' is 'Yes', it means the 95% condition was met by averaging.</li> <li>2. At least 47.5% Meeting/Exceeding Standards for reading and mathematics for the LEP subgroup; for LEP subgroup under the 47.5% Meeting/Exceeding requirement, a 95% confidence interval has been applied; or meet Safe Harbor requirements.</li> <li>3. At least 89.0% Attendance Rate for elementary school districts or at least 69.0% Graduation Rate for high school districts. Unit districts must meet both criteria.</li> </ol>
---

AYP for LEP subgroup includes only students enrolled as of 5/1/05.

Safe Harbor Targets of 47.5% or above are not printed.

LEP Subgroups with fewer than 45 students are not reported. Safe harbor only applies to subgroups. In order for safe harbor to apply, a subgroup must decrease by 10% the percentage of scores that did not meet state standards from the previous year plus meet the other indicators (attendance rate for non-high school districts, graduation rate for high school districts, and attendance and graduation rates for unit school districts) for the subgroup. Safe harbor allows school districts an alternate method to meet subgroup minimum targets on achievement.



# ANNUAL MEASURABLE ACHIEVEMENT OBJECTIVES

Is this district meeting Annual Measurable Achievement Objectives (AMAO)?	Yes
Is this district meeting English Proficiency target?	Yes
Is this district meeting Progress in English target?	Yes
Is this district meeting AYP for LEP?	Yes

English Language Proficiency Test: ACCESS for ELLs™

Minimum Target:

English Proficiency Targets	English Progress Targets	AYP - Participation Rate		AYP - Percent Meeting/Exceeding		AYP - Other Indicators	
		Reading	Mathematics	Reading	Mathematics	Attendances	Graduations
10.0	85.0	95.0	95.0	47.5	47.5	89.0	69.0

	Criterion 1 - Proficiency			Criterion 2 - Progress		
	Total Number of Students Tested	Number Making Proficient	Percent Making Proficient	Total Number of Students Tested	Number Making Progress	Percent Making Progress
AMAO Performance	351	109	31.1	353	305	86.4

Criterion 3 - Adequate Yearly Progress (AYP for LEP subgroup)											
Percent Tested on State Tests				Percent Meeting/Exceeding Standards						Other Indicators (When Safe Harbor Applied)	
Reading		Mathematics		Reading			Mathematics				
%	Met AYP	%	Met AYP	%	Safe Harbor Target	Met AYP	%	Safe Harbor Target	Met AYP	Attendance Rate	Graduation Rate
100.0	Yes	100.0	Yes	71.7		Yes	71.3		Yes	95.8	

Proficiency and Progress calculations are performed only if there are at least 30 students. Proficiency and progress with fewer than 30 students are not reported. A 95% confidence interval has been applied.

<p>Three Conditions Are Required For Making Adequate Yearly Progress (AYP)</p> <ol style="list-style-type: none"> <li>1. At least 95.0% tested for Reading and Mathematics for the LEP Subgroup. If the current year's participation rates are less than 95%, the participation rate for AYP will be considered sufficient if the average of the current year and the preceding year is at least 95%, or if the average of the current year and the two preceding years is at least 95%. Only actual participation rates are printed. If the participation rate printed is less than 95% but 'Met AYP' is 'Yes', it means the 95% condition was met by averaging.</li> <li>2. At least 47.5% Meeting/Exceeding Standards for reading and mathematics for the LEP subgroup; for LEP subgroup under the 47.5% Meeting/Exceeding requirement, a 95% confidence interval has been applied; or meet Safe Harbor requirements.</li> <li>3. At least 89.0% Attendance Rate for elementary school districts or at least 69.0% Graduation Rate for high school districts. Unit districts must meet both criteria.</li> </ol>
---

AYP for LEP subgroup includes only students enrolled as of 5/1/05.

Safe Harbor Targets of 47.5% or above are not printed.

LEP Subgroups with fewer than 45 students are not reported. Safe harbor only applies to subgroups. In order for safe harbor to apply, a subgroup must decrease by 10% the percentage of scores that did not meet state standards from the previous year plus meet the other indicators (attendance rate for non-high school districts, graduation rate for high school districts, and attendance and graduation rates for unit school districts) for the subgroup. Safe harbor allows school districts an alternate method to meet subgroup minimum targets on achievement.



# ANNUAL MEASURABLE ACHIEVEMENT OBJECTIVES

Is this district meeting Annual Measurable Achievement Objectives (AMAO)?	Yes
Is this district meeting English Proficiency target?	Yes
Is this district meeting Progress in English target?	Yes
Is this district meeting AYP for LEP?	Yes

English Language Proficiency Test: ACCESS for ELLs™

Minimum Target:

English Proficiency Targets	English Progress Targets	AYP - Participation Rate		AYP - Percent Meeting/Exceeding		AYP - Other Indicators	
		Reading	Mathematics	Reading	Mathematics	Attendances	Graduations
10.0	85.0	95.0	95.0	47.5	47.5	89.0	69.0

	Criterion 1 - Proficiency			Criterion 2 - Progress		
	Total Number of Students Tested	Number Making Proficient	Percent Making Proficient	Total Number of Students Tested	Number Making Progress	Percent Making Progress
AMAO Performance	189	31	16.4	39	32	82.1

Criterion 3 - Adequate Yearly Progress (AYP for LEP subgroup)											
Percent Tested on State Tests				Percent Meeting/Exceeding Standards						Other Indicators (When Safe Harbor Applied)	
Reading		Mathematics		Reading			Mathematics				
%	Met AYP	%	Met AYP	%	Safe Harbor Target	Met AYP	%	Safe Harbor Target	Met AYP	Attendance Rate	Graduation Rate
100.0	Yes	100.0	Yes	73.0		Yes	69.3		Yes	95.8	

Proficiency and Progress calculations are performed only if there are at least 30 students. Proficiency and progress with fewer than 30 students are not reported. A 95% confidence interval has been applied.

<p>Three Conditions Are Required For Making Adequate Yearly Progress (AYP)</p> <ol style="list-style-type: none"> <li>1. At least 95.0% tested for Reading and Mathematics for the LEP Subgroup. If the current year's participation rates are less than 95%, the participation rate for AYP will be considered sufficient if the average of the current year and the preceding year is at least 95%, or if the average of the current year and the two preceding years is at least 95%. Only actual participation rates are printed. If the participation rate printed is less than 95% but 'Met AYP' is 'Yes', it means the 95% condition was met by averaging.</li> <li>2. At least 47.5% Meeting/Exceeding Standards for reading and mathematics for the LEP subgroup; for LEP subgroup under the 47.5% Meeting/Exceeding requirement, a 95% confidence interval has been applied; or meet Safe Harbor requirements.</li> <li>3. At least 89.0% Attendance Rate for elementary school districts or at least 69.0% Graduation Rate for high school districts. Unit districts must meet both criteria.</li> </ol>
---

AYP for LEP subgroup includes only students enrolled as of 5/1/05.

Safe Harbor Targets of 47.5% or above are not printed.

LEP Subgroups with fewer than 45 students are not reported. Safe harbor only applies to subgroups. In order for safe harbor to apply, a subgroup must decrease by 10% the percentage of scores that did not meet state standards from the previous year plus meet the other indicators (attendance rate for non-high school districts, graduation rate for high school districts, and attendance and graduation rates for unit school districts) for the subgroup. Safe harbor allows school districts an alternate method to meet subgroup minimum targets on achievement.



# ANNUAL MEASURABLE ACHIEVEMENT OBJECTIVES

Is this district meeting Annual Measurable Achievement Objectives (AMAO)?	Yes
Is this district meeting English Proficiency target?	Yes
Is this district meeting Progress in English target?	Yes
Is this district meeting AYP for LEP?	Yes

English Language Proficiency Test: ACCESS for ELLs™

Minimum Target:

English Proficiency Targets	English Progress Targets	AYP - Participation Rate		AYP - Percent Meeting/Exceeding		AYP - Other Indicators	
		Reading	Mathematics	Reading	Mathematics	Attendances	Graduations
10.0	85.0	95.0	95.0	47.5	47.5	89.0	69.0

	Criterion 1 - Proficiency			Criterion 2 - Progress		
	Total Number of Students Tested	Number Making Proficient	Percent Making Proficient	Total Number of Students Tested	Number Making Progress	Percent Making Progress
AMAO Performance	112	23	20.5	73	62	84.9

Criterion 3 - Adequate Yearly Progress (AYP for LEP subgroup)											
Percent Tested on State Tests				Percent Meeting/Exceeding Standards						Other Indicators (When Safe Harbor Applied)	
Reading		Mathematics		Reading			Mathematics				
%	Met AYP	%	Met AYP	%	Safe Harbor Target	Met AYP	%	Safe Harbor Target	Met AYP	Attendance Rate	Graduation Rate
100.0	Yes	100.0	Yes	71.0		Yes	75.0		Yes	96.2	

Proficiency and Progress calculations are performed only if there are at least 30 students. Proficiency and progress with fewer than 30 students are not reported. A 95% confidence interval has been applied.

<p>Three Conditions Are Required For Making Adequate Yearly Progress (AYP)</p> <p>1. At least 95.0% tested for Reading and Mathematics for the LEP Subgroup. If the current year's participation rates are less than 95%, the participation rate for AYP will be considered sufficient if the average of the current year and the preceding year is at least 95%, or if the average of the current year and the two preceding years is at least 95%. Only actual participation rates are printed. If the participation rate printed is less than 95% but 'Met AYP' is 'Yes', it means the 95% condition was met by averaging.</p> <p>2. At least 47.5% Meeting/Exceeding Standards for reading and mathematics for the LEP subgroup; for LEP subgroup under the 47.5% Meeting/Exceeding requirement, a 95% confidence interval has been applied; or meet Safe Harbor requirements.</p> <p>3. At least 89.0% Attendance Rate for elementary school districts or at least 69.0% Graduation Rate for high school districts. Unit districts must meet both criteria.</p>
--

AYP for LEP subgroup includes only students enrolled as of 5/1/05.

Safe Harbor Targets of 47.5% or above are not printed.

LEP Subgroups with fewer than 45 students are not reported. Safe harbor only applies to subgroups. In order for safe harbor to apply, a subgroup must decrease by 10% the percentage of scores that did not meet state standards from the previous year plus meet the other indicators (attendance rate for non-high school districts, graduation rate for high school districts, and attendance and graduation rates for unit school districts) for the subgroup. Safe harbor allows school districts an alternate method to meet subgroup minimum targets on achievement.



# ANNUAL MEASURABLE ACHIEVEMENT OBJECTIVES

Is this district meeting Annual Measurable Achievement Objectives (AMAO)?	Yes
Is this district meeting English Proficiency target?	Yes
Is this district meeting Progress in English target?	Yes
Is this district meeting AYP for LEP?	

English Language Proficiency Test: ACCESS for ELLs™

Minimum Target:

English Proficiency Targets	English Progress Targets	AYP - Participation Rate		AYP - Percent Meeting/Exceeding		AYP - Other Indicators	
		Reading	Mathematics	Reading	Mathematics	Attendances	Graduations
10.0	85.0	95.0	95.0	47.5	47.5	89.0	69.0

	Criterion 1 - Proficiency			Criterion 2 - Progress		
	Total Number of Students Tested	Number Making Proficient	Percent Making Proficient	Total Number of Students Tested	Number Making Progress	Percent Making Progress
AMAO Performance	91	29	31.9	51	48	94.1

Criterion 3 - Adequate Yearly Progress (AYP for LEP subgroup)											
Percent Tested on State Tests				Percent Meeting/Exceeding Standards						Other Indicators (When Safe Harbor Applied)	
Reading		Mathematics		Reading			Mathematics				
%	Met AYP	%	Met AYP	%	Safe Harbor Target	Met AYP	%	Safe Harbor Target	Met AYP	Attendance Rate	Graduation Rate
										94.9	

Proficiency and Progress calculations are performed only if there are at least 30 students. Proficiency and progress with fewer than 30 students are not reported. A 95% confidence interval has been applied.

<p>Three Conditions Are Required For Making Adequate Yearly Progress (AYP)</p> <p>1. At least 95.0% tested for Reading and Mathematics for the LEP Subgroup. If the current year's participation rates are less than 95%, the participation rate for AYP will be considered sufficient if the average of the current year and the preceding year is at least 95%, or if the average of the current year and the two preceding years is at least 95%. Only actual participation rates are printed. If the participation rate printed is less than 95% but 'Met AYP' is 'Yes', it means the 95% condition was met by averaging.</p> <p>2. At least 47.5% Meeting/Exceeding Standards for reading and mathematics for the LEP subgroup; for LEP subgroup under the 47.5% Meeting/Exceeding requirement, a 95% confidence interval has been applied; or meet Safe Harbor requirements.</p> <p>3. At least 89.0% Attendance Rate for elementary school districts or at least 69.0% Graduation Rate for high school districts. Unit districts must meet both criteria.</p>
--

AYP for LEP subgroup includes only students enrolled as of 5/1/05.

Safe Harbor Targets of 47.5% or above are not printed.

LEP Subgroups with fewer than 45 students are not reported. Safe harbor only applies to subgroups. In order for safe harbor to apply, a subgroup must decrease by 10% the percentage of scores that did not meet state standards from the previous year plus meet the other indicators (attendance rate for non-high school districts, graduation rate for high school districts, and attendance and graduation rates for unit school districts) for the subgroup. Safe harbor allows school districts an alternate method to meet subgroup minimum targets on achievement.



# ANNUAL MEASURABLE ACHIEVEMENT OBJECTIVES

Is this district meeting Annual Measurable Achievement Objectives (AMAO)?	Yes
Is this district meeting English Proficiency target?	Yes
Is this district meeting Progress in English target?	Yes
Is this district meeting AYP for LEP?	Yes

English Language Proficiency Test: ACCESS for ELLs™

Minimum Target:

English Proficiency Targets	English Progress Targets	AYP - Participation Rate		AYP - Percent Meeting/Exceeding		AYP - Other Indicators	
		Reading	Mathematics	Reading	Mathematics	Attendances	Graduations
10.0	85.0	95.0	95.0	47.5	47.5	89.0	69.0

	Criterion 1 - Proficiency			Criterion 2 - Progress		
	Total Number of Students Tested	Number Making Proficient	Percent Making Proficient	Total Number of Students Tested	Number Making Progress	Percent Making Progress
AMAO Performance	197	90	45.7	119	110	92.4

Criterion 3 - Adequate Yearly Progress (AYP for LEP subgroup)											
Percent Tested on State Tests				Percent Meeting/Exceeding Standards						Other Indicators (When Safe Harbor Applied)	
Reading		Mathematics		Reading			Mathematics				
%	Met AYP	%	Met AYP	%	Safe Harbor Target	Met AYP	%	Safe Harbor Target	Met AYP	Attendance Rate	Graduation Rate
97.0	Yes	97.0	Yes	81.5		Yes	89.1		Yes	94.6	

Proficiency and Progress calculations are performed only if there are at least 30 students. Proficiency and progress with fewer than 30 students are not reported. A 95% confidence interval has been applied.

<p>Three Conditions Are Required For Making Adequate Yearly Progress (AYP)</p> <ol style="list-style-type: none"> <li>At least 95.0% tested for Reading and Mathematics for the LEP Subgroup. If the current year's participation rates are less than 95%, the participation rate for AYP will be considered sufficient if the average of the current year and the preceding year is at least 95%, or if the average of the current year and the two preceding years is at least 95%. Only actual participation rates are printed. If the participation rate printed is less than 95% but 'Met AYP' is 'Yes', it means the 95% condition was met by averaging.</li> <li>At least 47.5% Meeting/Exceeding Standards for reading and mathematics for the LEP subgroup; for LEP subgroup under the 47.5% Meeting/Exceeding requirement, a 95% confidence interval has been applied; or meet Safe Harbor requirements.</li> <li>At least 89.0% Attendance Rate for elementary school districts or at least 69.0% Graduation Rate for high school districts. Unit districts must meet both criteria.</li> </ol>
--

AYP for LEP subgroup includes only students enrolled as of 5/1/05.

Safe Harbor Targets of 47.5% or above are not printed.

LEP Subgroups with fewer than 45 students are not reported. Safe harbor only applies to subgroups. In order for safe harbor to apply, a subgroup must decrease by 10% the percentage of scores that did not meet state standards from the previous year plus meet the other indicators (attendance rate for non-high school districts, graduation rate for high school districts, and attendance and graduation rates for unit school districts) for the subgroup. Safe harbor allows school districts an alternate method to meet subgroup minimum targets on achievement.



# ANNUAL MEASURABLE ACHIEVEMENT OBJECTIVES

Is this district meeting Annual Measurable Achievement Objectives (AMAO)?	No
Is this district meeting English Proficiency target?	Yes
Is this district meeting Progress in English target?	No
Is this district meeting AYP for LEP?	Yes

English Language Proficiency Test: ACCESS for ELLs™

Minimum Target:

English Proficiency Targets	English Progress Targets	AYP - Participation Rate		AYP - Percent Meeting/Exceeding		AYP - Other Indicators	
		Reading	Mathematics	Reading	Mathematics	Attendances	Graduations
10.0	85.0	95.0	95.0	47.5	47.5	89.0	69.0

	Criterion 1 - Proficiency			Criterion 2 - Progress		
	Total Number of Students Tested	Number Making Proficient	Percent Making Proficient	Total Number of Students Tested	Number Making Progress	Percent Making Progress
AMAO Performance	500	90	18.0	354	248	70.1

Criterion 3 - Adequate Yearly Progress (AYP for LEP subgroup)											
Percent Tested on State Tests				Percent Meeting/Exceeding Standards						Other Indicators (When Safe Harbor Applied)	
Reading		Mathematics		Reading			Mathematics				
%	Met AYP	%	Met AYP	%	Safe Harbor Target	Met AYP	%	Safe Harbor Target	Met AYP	Attendance Rate	Graduation Rate
99.6	Yes	99.6	Yes	67.4		Yes	64.2		Yes		

Proficiency and Progress calculations are performed only if there are at least 30 students. Proficiency and progress with fewer than 30 students are not reported. A 95% confidence interval has been applied.

Three Conditions Are Required For Making Adequate Yearly Progress (AYP)

- At least 95.0% tested for Reading and Mathematics for the LEP Subgroup. If the current year's participation rates are less than 95%, the participation rate for AYP will be considered sufficient if the average of the current year and the preceding year is at least 95%, or if the average of the current year and the two preceding years is at least 95%. Only actual participation rates are printed. If the participation rate printed is less than 95% but 'Met AYP' is 'Yes', it means the 95% condition was met by averaging.
- At least 47.5% Meeting/Exceeding Standards for reading and mathematics for the LEP subgroup; for LEP subgroup under the 47.5% Meeting/Exceeding requirement, a 95% confidence interval has been applied; or meet Safe Harbor requirements.
- At least 89.0% Attendance Rate for elementary school districts or at least 69.0% Graduation Rate for high school districts. Unit districts must meet both criteria.

AYP for LEP subgroup includes only students enrolled as of 5/1/05.

Safe Harbor Targets of 47.5% or above are not printed.

LEP Subgroups with fewer than 45 students are not reported. Safe harbor only applies to subgroups. In order for safe harbor to apply, a subgroup must decrease by 10% the percentage of scores that did not meet state standards from the previous year plus meet the other indicators (attendance rate for non-high school districts, graduation rate for high school districts, and attendance and graduation rates for unit school districts) for the subgroup. Safe harbor allows school districts an alternate method to meet subgroup minimum targets on achievement.



# ANNUAL MEASURABLE ACHIEVEMENT OBJECTIVES

Is this district meeting Annual Measurable Achievement Objectives (AMAO)?	No
Is this district meeting English Proficiency target?	Yes
Is this district meeting Progress in English target?	Yes
Is this district meeting AYP for LEP?	No

English Language Proficiency Test: ACCESS for ELLs™

Minimum Target:

English Proficiency Targets	English Progress Targets	AYP - Participation Rate		AYP - Percent Meeting/Exceeding		AYP - Other Indicators	
		Reading	Mathematics	Reading	Mathematics	Attendances	Graduations
10.0	85.0	95.0	95.0	47.5	47.5	89.0	69.0

	Criterion 1 - Proficiency			Criterion 2 - Progress		
	Total Number of Students Tested	Number Making Proficient	Percent Making Proficient	Total Number of Students Tested	Number Making Progress	Percent Making Progress
AMAO Performance	317	31	9.8	226	191	84.5

Criterion 3 - Adequate Yearly Progress (AYP for LEP subgroup)											
Percent Tested on State Tests				Percent Meeting/Exceeding Standards						Other Indicators (When Safe Harbor Applied)	
Reading		Mathematics		Reading			Mathematics				
%	Met AYP	%	Met AYP	%	Safe Harbor Target	Met AYP	%	Safe Harbor Target	Met AYP	Attendance Rate	Graduation Rate
81.7	No	81.7	No	53.0		Yes	56.1		Yes	96.0	

Proficiency and Progress calculations are performed only if there are at least 30 students. Proficiency and progress with fewer than 30 students are not reported. A 95% confidence interval has been applied.

<p>Three Conditions Are Required For Making Adequate Yearly Progress (AYP)</p> <ol style="list-style-type: none"> <li>1. At least 95.0% tested for Reading and Mathematics for the LEP Subgroup. If the current year's participation rates are less than 95%, the participation rate for AYP will be considered sufficient if the average of the current year and the preceding year is at least 95%, or if the average of the current year and the two preceding years is at least 95%. Only actual participation rates are printed. If the participation rate printed is less than 95% but 'Met AYP' is 'Yes', it means the 95% condition was met by averaging.</li> <li>2. At least 47.5% Meeting/Exceeding Standards for reading and mathematics for the LEP subgroup; for LEP subgroup under the 47.5% Meeting/Exceeding requirement, a 95% confidence interval has been applied; or meet Safe Harbor requirements.</li> <li>3. At least 89.0% Attendance Rate for elementary school districts or at least 69.0% Graduation Rate for high school districts. Unit districts must meet both criteria.</li> </ol>
---

AYP for LEP subgroup includes only students enrolled as of 5/1/05.

Safe Harbor Targets of 47.5% or above are not printed.

LEP Subgroups with fewer than 45 students are not reported. Safe harbor only applies to subgroups. In order for safe harbor to apply, a subgroup must decrease by 10% the percentage of scores that did not meet state standards from the previous year plus meet the other indicators (attendance rate for non-high school districts, graduation rate for high school districts, and attendance and graduation rates for unit school districts) for the subgroup. Safe harbor allows school districts an alternate method to meet subgroup minimum targets on achievement.



# ANNUAL MEASURABLE ACHIEVEMENT OBJECTIVES

Is this district meeting Annual Measurable Achievement Objectives (AMAO)?	Yes
Is this district meeting English Proficiency target?	Yes
Is this district meeting Progress in English target?	Yes
Is this district meeting AYP for LEP?	Yes

English Language Proficiency Test: ACCESS for ELLs™

Minimum Target:

English Proficiency Targets	English Progress Targets	AYP - Participation Rate		AYP - Percent Meeting/Exceeding		AYP - Other Indicators	
		Reading	Mathematics	Reading	Mathematics	Attendances	Graduations
10.0	85.0	95.0	95.0	47.5	47.5	89.0	69.0

	Criterion 1 - Proficiency			Criterion 2 - Progress		
	Total Number of Students Tested	Number Making Proficient	Percent Making Proficient	Total Number of Students Tested	Number Making Progress	Percent Making Progress
AMAO Performance	716	95	13.3	406	340	83.7

Criterion 3 - Adequate Yearly Progress (AYP for LEP subgroup)											
Percent Tested on State Tests				Percent Meeting/Exceeding Standards						Other Indicators (When Safe Harbor Applied)	
Reading		Mathematics		Reading			Mathematics				
%	Met AYP	%	Met AYP	%	Safe Harbor Target	Met AYP	%	Safe Harbor Target	Met AYP	Attendance Rate	Graduation Rate
98.1	Yes	98.1	Yes	51.4		Yes	50.0		Yes	96.1	

Proficiency and Progress calculations are performed only if there are at least 30 students. Proficiency and progress with fewer than 30 students are not reported. A 95% confidence interval has been applied.

<p>Three Conditions Are Required For Making Adequate Yearly Progress (AYP)</p> <p>1. At least 95.0% tested for Reading and Mathematics for the LEP Subgroup. If the current year's participation rates are less than 95%, the participation rate for AYP will be considered sufficient if the average of the current year and the preceding year is at least 95%, or if the average of the current year and the two preceding years is at least 95%. Only actual participation rates are printed. If the participation rate printed is less than 95% but 'Met AYP' is 'Yes', it means the 95% condition was met by averaging.</p> <p>2. At least 47.5% Meeting/Exceeding Standards for reading and mathematics for the LEP subgroup; for LEP subgroup under the 47.5% Meeting/Exceeding requirement, a 95% confidence interval has been applied; or meet Safe Harbor requirements.</p> <p>3. At least 89.0% Attendance Rate for elementary school districts or at least 69.0% Graduation Rate for high school districts. Unit districts must meet both criteria.</p>
--

AYP for LEP subgroup includes only students enrolled as of 5/1/05.

Safe Harbor Targets of 47.5% or above are not printed.

LEP Subgroups with fewer than 45 students are not reported. Safe harbor only applies to subgroups. In order for safe harbor to apply, a subgroup must decrease by 10% the percentage of scores that did not meet state standards from the previous year plus meet the other indicators (attendance rate for non-high school districts, graduation rate for high school districts, and attendance and graduation rates for unit school districts) for the subgroup. Safe harbor allows school districts an alternate method to meet subgroup minimum targets on achievement.



# ANNUAL MEASURABLE ACHIEVEMENT OBJECTIVES

Is this district meeting Annual Measurable Achievement Objectives (AMAO)?	
Is this district meeting English Proficiency target?	
Is this district meeting Progress in English target?	
Is this district meeting AYP for LEP?	

English Language Proficiency Test: ACCESS for ELLs™

Minimum Target:

English Proficiency Targets	English Progress Targets	AYP - Participation Rate		AYP - Percent Meeting/Exceeding		AYP - Other Indicators	
		Reading	Mathematics	Reading	Mathematics	Attendances	Graduations
10.0	85.0	95.0	95.0	47.5	47.5	89.0	69.0

	Criterion 1 - Proficiency			Criterion 2 - Progress		
	Total Number of Students Tested	Number Making Proficient	Percent Making Proficient	Total Number of Students Tested	Number Making Progress	Percent Making Progress
AMAO Performance	20					

Criterion 3 - Adequate Yearly Progress (AYP for LEP subgroup)											
Percent Tested on State Tests				Percent Meeting/Exceeding Standards						Other Indicators (When Safe Harbor Applied)	
Reading		Mathematics		Reading			Mathematics				
%	Met AYP	%	Met AYP	%	Safe Harbor Target	Met AYP	%	Safe Harbor Target	Met AYP	Attendance Rate	Graduation Rate
										94.9	

Proficiency and Progress calculations are performed only if there are at least 30 students. Proficiency and progress with fewer than 30 students are not reported. A 95% confidence interval has been applied.

Three Conditions Are Required For Making Adequate Yearly Progress (AYP)

1. At least 95.0% tested for Reading and Mathematics for the LEP Subgroup. If the current year's participation rates are less than 95%, the participation rate for AYP will be considered sufficient if the average of the current year and the preceding year is at least 95%, or if the average of the current year and the two preceding years is at least 95%. Only actual participation rates are printed. If the participation rate printed is less than 95% but 'Met AYP' is 'Yes', it means the 95% condition was met by averaging.
2. At least 47.5% Meeting/Exceeding Standards for reading and mathematics for the LEP subgroup; for LEP subgroup under the 47.5% Meeting/Exceeding requirement, a 95% confidence interval has been applied; or meet Safe Harbor requirements.
3. At least 89.0% Attendance Rate for elementary school districts or at least 69.0% Graduation Rate for high school districts. Unit districts must meet both criteria.

AYP for LEP subgroup includes only students enrolled as of 5/1/05.

Safe Harbor Targets of 47.5% or above are not printed.

LEP Subgroups with fewer than 45 students are not reported. Safe harbor only applies to subgroups. In order for safe harbor to apply, a subgroup must decrease by 10% the percentage of scores that did not meet state standards from the previous year plus meet the other indicators (attendance rate for non-high school districts, graduation rate for high school districts, and attendance and graduation rates for unit school districts) for the subgroup. Safe harbor allows school districts an alternate method to meet subgroup minimum targets on achievement.



# ANNUAL MEASURABLE ACHIEVEMENT OBJECTIVES

Is this district meeting Annual Measurable Achievement Objectives (AMAO)?	Yes
Is this district meeting English Proficiency target?	Yes
Is this district meeting Progress in English target?	
Is this district meeting AYP for LEP?	Yes

English Language Proficiency Test: ACCESS for ELLs™

Minimum Target:

English Proficiency Targets	English Progress Targets	AYP - Participation Rate		AYP - Percent Meeting/Exceeding		AYP - Other Indicators	
		Reading	Mathematics	Reading	Mathematics	Attendances	Graduations
10.0	85.0	95.0	95.0	47.5	47.5	89.0	69.0

	Criterion 1 - Proficiency			Criterion 2 - Progress		
	Total Number of Students Tested	Number Making Proficient	Percent Making Proficient	Total Number of Students Tested	Number Making Progress	Percent Making Progress
AMAO Performance	94	22	23.4			

Criterion 3 - Adequate Yearly Progress (AYP for LEP subgroup)											
Percent Tested on State Tests				Percent Meeting/Exceeding Standards						Other Indicators (When Safe Harbor Applied)	
Reading		Mathematics		Reading			Mathematics				
%	Met AYP	%	Met AYP	%	Safe Harbor Target	Met AYP	%	Safe Harbor Target	Met AYP	Attendance Rate	Graduation Rate
100.0	Yes	100.0	Yes							96.7	

Proficiency and Progress calculations are performed only if there are at least 30 students. Proficiency and progress with fewer than 30 students are not reported. A 95% confidence interval has been applied.

<p>Three Conditions Are Required For Making Adequate Yearly Progress (AYP)</p> <p>1. At least 95.0% tested for Reading and Mathematics for the LEP Subgroup. If the current year's participation rates are less than 95%, the participation rate for AYP will be considered sufficient if the average of the current year and the preceding year is at least 95%, or if the average of the current year and the two preceding years is at least 95%. Only actual participation rates are printed. If the participation rate printed is less than 95% but 'Met AYP' is 'Yes', it means the 95% condition was met by averaging.</p> <p>2. At least 47.5% Meeting/Exceeding Standards for reading and mathematics for the LEP subgroup; for LEP subgroup under the 47.5% Meeting/Exceeding requirement, a 95% confidence interval has been applied; or meet Safe Harbor requirements.</p> <p>3. At least 89.0% Attendance Rate for elementary school districts or at least 69.0% Graduation Rate for high school districts. Unit districts must meet both criteria.</p>
--

AYP for LEP subgroup includes only students enrolled as of 5/1/05.

Safe Harbor Targets of 47.5% or above are not printed.

LEP Subgroups with fewer than 45 students are not reported. Safe harbor only applies to subgroups. In order for safe harbor to apply, a subgroup must decrease by 10% the percentage of scores that did not meet state standards from the previous year plus meet the other indicators (attendance rate for non-high school districts, graduation rate for high school districts, and attendance and graduation rates for unit school districts) for the subgroup. Safe harbor allows school districts an alternate method to meet subgroup minimum targets on achievement.



# ANNUAL MEASURABLE ACHIEVEMENT OBJECTIVES

Is this district meeting Annual Measurable Achievement Objectives (AMAO)?	Yes
Is this district meeting English Proficiency target?	Yes
Is this district meeting Progress in English target?	
Is this district meeting AYP for LEP?	

English Language Proficiency Test: ACCESS for ELLs™

Minimum Target:

English Proficiency Targets	English Progress Targets	AYP - Participation Rate		AYP - Percent Meeting/Exceeding		AYP - Other Indicators	
		Reading	Mathematics	Reading	Mathematics	Attendances	Graduations
10.0	85.0	95.0	95.0	47.5	47.5	89.0	69.0

	Criterion 1 - Proficiency			Criterion 2 - Progress		
	Total Number of Students Tested	Number Making Proficient	Percent Making Proficient	Total Number of Students Tested	Number Making Progress	Percent Making Progress
AMAO Performance	32	10	31.3			

Criterion 3 - Adequate Yearly Progress (AYP for LEP subgroup)											
Percent Tested on State Tests				Percent Meeting/Exceeding Standards						Other Indicators (When Safe Harbor Applied)	
Reading		Mathematics		Reading			Mathematics				
%	Met AYP	%	Met AYP	%	Safe Harbor Target	Met AYP	%	Safe Harbor Target	Met AYP	Attendance Rate	Graduation Rate
										94.1	

Proficiency and Progress calculations are performed only if there are at least 30 students. Proficiency and progress with fewer than 30 students are not reported. A 95% confidence interval has been applied.

<p>Three Conditions Are Required For Making Adequate Yearly Progress (AYP)</p> <p>1. At least 95.0% tested for Reading and Mathematics for the LEP Subgroup. If the current year's participation rates are less than 95%, the participation rate for AYP will be considered sufficient if the average of the current year and the preceding year is at least 95%, or if the average of the current year and the two preceding years is at least 95%. Only actual participation rates are printed. If the participation rate printed is less than 95% but 'Met AYP' is 'Yes', it means the 95% condition was met by averaging.</p> <p>2. At least 47.5% Meeting/Exceeding Standards for reading and mathematics for the LEP subgroup; for LEP subgroup under the 47.5% Meeting/Exceeding requirement, a 95% confidence interval has been applied; or meet Safe Harbor requirements.</p> <p>3. At least 89.0% Attendance Rate for elementary school districts or at least 69.0% Graduation Rate for high school districts. Unit districts must meet both criteria.</p>
--

AYP for LEP subgroup includes only students enrolled as of 5/1/05.

Safe Harbor Targets of 47.5% or above are not printed.

LEP Subgroups with fewer than 45 students are not reported. Safe harbor only applies to subgroups. In order for safe harbor to apply, a subgroup must decrease by 10% the percentage of scores that did not meet state standards from the previous year plus meet the other indicators (attendance rate for non-high school districts, graduation rate for high school districts, and attendance and graduation rates for unit school districts) for the subgroup. Safe harbor allows school districts an alternate method to meet subgroup minimum targets on achievement.



# ANNUAL MEASURABLE ACHIEVEMENT OBJECTIVES

Is this district meeting Annual Measurable Achievement Objectives (AMAO)?	Yes
Is this district meeting English Proficiency target?	Yes
Is this district meeting Progress in English target?	Yes
Is this district meeting AYP for LEP?	Yes

English Language Proficiency Test: ACCESS for ELLs™

Minimum Target:

English Proficiency Targets	English Progress Targets	AYP - Participation Rate		AYP - Percent Meeting/Exceeding		AYP - Other Indicators	
		Reading	Mathematics	Reading	Mathematics	Attendances	Graduations
10.0	85.0	95.0	95.0	47.5	47.5	89.0	69.0

	Criterion 1 - Proficiency			Criterion 2 - Progress		
	Total Number of Students Tested	Number Making Proficient	Percent Making Proficient	Total Number of Students Tested	Number Making Progress	Percent Making Progress
AMAO Performance	467	73	15.6	234	214	91.5

Criterion 3 - Adequate Yearly Progress (AYP for LEP subgroup)											
Percent Tested on State Tests				Percent Meeting/Exceeding Standards						Other Indicators (When Safe Harbor Applied)	
Reading		Mathematics		Reading			Mathematics				
%	Met AYP	%	Met AYP	%	Safe Harbor Target	Met AYP	%	Safe Harbor Target	Met AYP	Attendance Rate	Graduation Rate
100.0	Yes	100.0	Yes	59.4		Yes	58.3		Yes	94.8	

Proficiency and Progress calculations are performed only if there are at least 30 students. Proficiency and progress with fewer than 30 students are not reported. A 95% confidence interval has been applied.

<p>Three Conditions Are Required For Making Adequate Yearly Progress (AYP)</p> <ol style="list-style-type: none"> <li>1. At least 95.0% tested for Reading and Mathematics for the LEP Subgroup. If the current year's participation rates are less than 95%, the participation rate for AYP will be considered sufficient if the average of the current year and the preceding year is at least 95%, or if the average of the current year and the two preceding years is at least 95%. Only actual participation rates are printed. If the participation rate printed is less than 95% but 'Met AYP' is 'Yes', it means the 95% condition was met by averaging.</li> <li>2. At least 47.5% Meeting/Exceeding Standards for reading and mathematics for the LEP subgroup; for LEP subgroup under the 47.5% Meeting/Exceeding requirement, a 95% confidence interval has been applied; or meet Safe Harbor requirements.</li> <li>3. At least 89.0% Attendance Rate for elementary school districts or at least 69.0% Graduation Rate for high school districts. Unit districts must meet both criteria.</li> </ol>
---

AYP for LEP subgroup includes only students enrolled as of 5/1/05.

Safe Harbor Targets of 47.5% or above are not printed.

LEP Subgroups with fewer than 45 students are not reported. Safe harbor only applies to subgroups. In order for safe harbor to apply, a subgroup must decrease by 10% the percentage of scores that did not meet state standards from the previous year plus meet the other indicators (attendance rate for non-high school districts, graduation rate for high school districts, and attendance and graduation rates for unit school districts) for the subgroup. Safe harbor allows school districts an alternate method to meet subgroup minimum targets on achievement.



# ANNUAL MEASURABLE ACHIEVEMENT OBJECTIVES

Is this district meeting Annual Measurable Achievement Objectives (AMAO)?	No
Is this district meeting English Proficiency target?	Yes
Is this district meeting Progress in English target?	No
Is this district meeting AYP for LEP?	Yes

English Language Proficiency Test: ACCESS for ELLs™

Minimum Target:

English Proficiency Targets	English Progress Targets	AYP - Participation Rate		AYP - Percent Meeting/Exceeding		AYP - Other Indicators	
		Reading	Mathematics	Reading	Mathematics	Attendances	Graduations
10.0	85.0	95.0	95.0	47.5	47.5	89.0	69.0

	Criterion 1 - Proficiency			Criterion 2 - Progress		
	Total Number of Students Tested	Number Making Proficient	Percent Making Proficient	Total Number of Students Tested	Number Making Progress	Percent Making Progress
AMAO Performance	5307	1015	19.1	4222	3333	78.9

Criterion 3 - Adequate Yearly Progress (AYP for LEP subgroup)											
Percent Tested on State Tests				Percent Meeting/Exceeding Standards						Other Indicators (When Safe Harbor Applied)	
Reading		Mathematics		Reading			Mathematics				
%	Met AYP	%	Met AYP	%	Safe Harbor Target	Met AYP	%	Safe Harbor Target	Met AYP	Attendance Rate	Graduation Rate
100.0	Yes	100.0	Yes	59.5		Yes	60.9		Yes	95.7	

Proficiency and Progress calculations are performed only if there are at least 30 students. Proficiency and progress with fewer than 30 students are not reported. A 95% confidence interval has been applied.

<p>Three Conditions Are Required For Making Adequate Yearly Progress (AYP)</p> <p>1. At least 95.0% tested for Reading and Mathematics for the LEP Subgroup. If the current year's participation rates are less than 95%, the participation rate for AYP will be considered sufficient if the average of the current year and the preceding year is at least 95%, or if the average of the current year and the two preceding years is at least 95%. Only actual participation rates are printed. If the participation rate printed is less than 95% but 'Met AYP' is 'Yes', it means the 95% condition was met by averaging.</p> <p>2. At least 47.5% Meeting/Exceeding Standards for reading and mathematics for the LEP subgroup; for LEP subgroup under the 47.5% Meeting/Exceeding requirement, a 95% confidence interval has been applied; or meet Safe Harbor requirements.</p> <p>3. At least 89.0% Attendance Rate for elementary school districts or at least 69.0% Graduation Rate for high school districts. Unit districts must meet both criteria.</p>
--

AYP for LEP subgroup includes only students enrolled as of 5/1/05.

Safe Harbor Targets of 47.5% or above are not printed.

LEP Subgroups with fewer than 45 students are not reported. Safe harbor only applies to subgroups. In order for safe harbor to apply, a subgroup must decrease by 10% the percentage of scores that did not meet state standards from the previous year plus meet the other indicators (attendance rate for non-high school districts, graduation rate for high school districts, and attendance and graduation rates for unit school districts) for the subgroup. Safe harbor allows school districts an alternate method to meet subgroup minimum targets on achievement.



# ANNUAL MEASURABLE ACHIEVEMENT OBJECTIVES

Is this district meeting Annual Measurable Achievement Objectives (AMAO)?	Yes
Is this district meeting English Proficiency target?	Yes
Is this district meeting Progress in English target?	Yes
Is this district meeting AYP for LEP?	Yes

English Language Proficiency Test: ACCESS for ELLs™

Minimum Target:

English Proficiency Targets	English Progress Targets	AYP - Participation Rate		AYP - Percent Meeting/Exceeding		AYP - Other Indicators	
		Reading	Mathematics	Reading	Mathematics	Attendances	Graduations
10.0	85.0	95.0	95.0	47.5	47.5	89.0	69.0

	Criterion 1 - Proficiency			Criterion 2 - Progress		
	Total Number of Students Tested	Number Making Proficient	Percent Making Proficient	Total Number of Students Tested	Number Making Progress	Percent Making Progress
AMAO Performance	551	134	24.3	393	344	87.5

Criterion 3 - Adequate Yearly Progress (AYP for LEP subgroup)											
Percent Tested on State Tests				Percent Meeting/Exceeding Standards						Other Indicators (When Safe Harbor Applied)	
Reading		Mathematics		Reading			Mathematics				
%	Met AYP	%	Met AYP	%	Safe Harbor Target	Met AYP	%	Safe Harbor Target	Met AYP	Attendance Rate	Graduation Rate
100.0	Yes	100.0	Yes	67.9		Yes	70.5		Yes	96.1	

Proficiency and Progress calculations are performed only if there are at least 30 students. Proficiency and progress with fewer than 30 students are not reported. A 95% confidence interval has been applied.

<p>Three Conditions Are Required For Making Adequate Yearly Progress (AYP)</p> <ol style="list-style-type: none"> <li>At least 95.0% tested for Reading and Mathematics for the LEP Subgroup. If the current year's participation rates are less than 95%, the participation rate for AYP will be considered sufficient if the average of the current year and the preceding year is at least 95%, or if the average of the current year and the two preceding years is at least 95%. Only actual participation rates are printed. If the participation rate printed is less than 95% but 'Met AYP' is 'Yes', it means the 95% condition was met by averaging.</li> <li>At least 47.5% Meeting/Exceeding Standards for reading and mathematics for the LEP subgroup; for LEP subgroup under the 47.5% Meeting/Exceeding requirement, a 95% confidence interval has been applied; or meet Safe Harbor requirements.</li> <li>At least 89.0% Attendance Rate for elementary school districts or at least 69.0% Graduation Rate for high school districts. Unit districts must meet both criteria.</li> </ol>
--

AYP for LEP subgroup includes only students enrolled as of 5/1/05.

Safe Harbor Targets of 47.5% or above are not printed.

LEP Subgroups with fewer than 45 students are not reported. Safe harbor only applies to subgroups. In order for safe harbor to apply, a subgroup must decrease by 10% the percentage of scores that did not meet state standards from the previous year plus meet the other indicators (attendance rate for non-high school districts, graduation rate for high school districts, and attendance and graduation rates for unit school districts) for the subgroup. Safe harbor allows school districts an alternate method to meet subgroup minimum targets on achievement.



# ANNUAL MEASURABLE ACHIEVEMENT OBJECTIVES

Is this district meeting Annual Measurable Achievement Objectives (AMAO)?	Yes
Is this district meeting English Proficiency target?	Yes
Is this district meeting Progress in English target?	
Is this district meeting AYP for LEP?	Yes

English Language Proficiency Test: ACCESS for ELLs™

Minimum Target:

English Proficiency Targets	English Progress Targets	AYP - Participation Rate		AYP - Percent Meeting/Exceeding		AYP - Other Indicators	
		Reading	Mathematics	Reading	Mathematics	Attendances	Graduations
10.0	85.0	95.0	95.0	47.5	47.5	89.0	69.0

	Criterion 1 - Proficiency			Criterion 2 - Progress		
	Total Number of Students Tested	Number Making Proficient	Percent Making Proficient	Total Number of Students Tested	Number Making Progress	Percent Making Progress
AMAO Performance	83	8	9.6			

Criterion 3 - Adequate Yearly Progress (AYP for LEP subgroup)											
Percent Tested on State Tests				Percent Meeting/Exceeding Standards						Other Indicators (When Safe Harbor Applied)	
Reading		Mathematics		Reading			Mathematics				
%	Met AYP	%	Met AYP	%	Safe Harbor Target	Met AYP	%	Safe Harbor Target	Met AYP	Attendance Rate	Graduation Rate
100.0	Yes	100.0	Yes	77.1		Yes	81.9		Yes	96.4	

Proficiency and Progress calculations are performed only if there are at least 30 students. Proficiency and progress with fewer than 30 students are not reported. A 95% confidence interval has been applied.

<p>Three Conditions Are Required For Making Adequate Yearly Progress (AYP)</p> <ol style="list-style-type: none"> <li>At least 95.0% tested for Reading and Mathematics for the LEP Subgroup. If the current year's participation rates are less than 95%, the participation rate for AYP will be considered sufficient if the average of the current year and the preceding year is at least 95%, or if the average of the current year and the two preceding years is at least 95%. Only actual participation rates are printed. If the participation rate printed is less than 95% but 'Met AYP' is 'Yes', it means the 95% condition was met by averaging.</li> <li>At least 47.5% Meeting/Exceeding Standards for reading and mathematics for the LEP subgroup; for LEP subgroup under the 47.5% Meeting/Exceeding requirement, a 95% confidence interval has been applied; or meet Safe Harbor requirements.</li> <li>At least 89.0% Attendance Rate for elementary school districts or at least 69.0% Graduation Rate for high school districts. Unit districts must meet both criteria.</li> </ol>
--

AYP for LEP subgroup includes only students enrolled as of 5/1/05.

Safe Harbor Targets of 47.5% or above are not printed.

LEP Subgroups with fewer than 45 students are not reported. Safe harbor only applies to subgroups. In order for safe harbor to apply, a subgroup must decrease by 10% the percentage of scores that did not meet state standards from the previous year plus meet the other indicators (attendance rate for non-high school districts, graduation rate for high school districts, and attendance and graduation rates for unit school districts) for the subgroup. Safe harbor allows school districts an alternate method to meet subgroup minimum targets on achievement.



# ANNUAL MEASURABLE ACHIEVEMENT OBJECTIVES

Is this district meeting Annual Measurable Achievement Objectives (AMAO)?	Yes
Is this district meeting English Proficiency target?	Yes
Is this district meeting Progress in English target?	Yes
Is this district meeting AYP for LEP?	Yes

English Language Proficiency Test: ACCESS for ELLs™

Minimum Target:

English Proficiency Targets	English Progress Targets	AYP - Participation Rate		AYP - Percent Meeting/Exceeding		AYP - Other Indicators	
		Reading	Mathematics	Reading	Mathematics	Attendances	Graduations
10.0	85.0	95.0	95.0	47.5	47.5	89.0	69.0

	Criterion 1 - Proficiency			Criterion 2 - Progress		
	Total Number of Students Tested	Number Making Proficient	Percent Making Proficient	Total Number of Students Tested	Number Making Progress	Percent Making Progress
AMAO Performance	237	21	8.9	122	119	97.5

Criterion 3 - Adequate Yearly Progress (AYP for LEP subgroup)											
Percent Tested on State Tests				Percent Meeting/Exceeding Standards						Other Indicators (When Safe Harbor Applied)	
Reading		Mathematics		Reading			Mathematics				
%	Met AYP	%	Met AYP	%	Safe Harbor Target	Met AYP	%	Safe Harbor Target	Met AYP	Attendance Rate	Graduation Rate
97.1	Yes	97.1	Yes	60.0		Yes	58.3		Yes	95.9	

Proficiency and Progress calculations are performed only if there are at least 30 students. Proficiency and progress with fewer than 30 students are not reported. A 95% confidence interval has been applied.

<p>Three Conditions Are Required For Making Adequate Yearly Progress (AYP)</p> <ol style="list-style-type: none"> <li>At least 95.0% tested for Reading and Mathematics for the LEP Subgroup. If the current year's participation rates are less than 95%, the participation rate for AYP will be considered sufficient if the average of the current year and the preceding year is at least 95%, or if the average of the current year and the two preceding years is at least 95%. Only actual participation rates are printed. If the participation rate printed is less than 95% but 'Met AYP' is 'Yes', it means the 95% condition was met by averaging.</li> <li>At least 47.5% Meeting/Exceeding Standards for reading and mathematics for the LEP subgroup; for LEP subgroup under the 47.5% Meeting/Exceeding requirement, a 95% confidence interval has been applied; or meet Safe Harbor requirements.</li> <li>At least 89.0% Attendance Rate for elementary school districts or at least 69.0% Graduation Rate for high school districts. Unit districts must meet both criteria.</li> </ol>
--

AYP for LEP subgroup includes only students enrolled as of 5/1/05.

Safe Harbor Targets of 47.5% or above are not printed.

LEP Subgroups with fewer than 45 students are not reported. Safe harbor only applies to subgroups. In order for safe harbor to apply, a subgroup must decrease by 10% the percentage of scores that did not meet state standards from the previous year plus meet the other indicators (attendance rate for non-high school districts, graduation rate for high school districts, and attendance and graduation rates for unit school districts) for the subgroup. Safe harbor allows school districts an alternate method to meet subgroup minimum targets on achievement.



# ANNUAL MEASURABLE ACHIEVEMENT OBJECTIVES

Is this district meeting Annual Measurable Achievement Objectives (AMAO)?	Yes
Is this district meeting English Proficiency target?	Yes
Is this district meeting Progress in English target?	Yes
Is this district meeting AYP for LEP?	Yes

English Language Proficiency Test: ACCESS for ELLs™

Minimum Target:

English Proficiency Targets	English Progress Targets	AYP - Participation Rate		AYP - Percent Meeting/Exceeding		AYP - Other Indicators	
		Reading	Mathematics	Reading	Mathematics	Attendances	Graduations
10.0	85.0	95.0	95.0	47.5	47.5	89.0	69.0

	Criterion 1 - Proficiency			Criterion 2 - Progress		
	Total Number of Students Tested	Number Making Proficient	Percent Making Proficient	Total Number of Students Tested	Number Making Progress	Percent Making Progress
AMAO Performance	425	60	14.1	268	247	92.2

Criterion 3 - Adequate Yearly Progress (AYP for LEP subgroup)											
Percent Tested on State Tests				Percent Meeting/Exceeding Standards						Other Indicators (When Safe Harbor Applied)	
Reading		Mathematics		Reading			Mathematics				
%	Met AYP	%	Met AYP	%	Safe Harbor Target	Met AYP	%	Safe Harbor Target	Met AYP	Attendance Rate	Graduation Rate
98.7	Yes	98.7	Yes	70.0		Yes	67.3		Yes	96.1	

Proficiency and Progress calculations are performed only if there are at least 30 students. Proficiency and progress with fewer than 30 students are not reported. A 95% confidence interval has been applied.

<p>Three Conditions Are Required For Making Adequate Yearly Progress (AYP)</p> <ol style="list-style-type: none"> <li>At least 95.0% tested for Reading and Mathematics for the LEP Subgroup. If the current year's participation rates are less than 95%, the participation rate for AYP will be considered sufficient if the average of the current year and the preceding year is at least 95%, or if the average of the current year and the two preceding years is at least 95%. Only actual participation rates are printed. If the participation rate printed is less than 95% but 'Met AYP' is 'Yes', it means the 95% condition was met by averaging.</li> <li>At least 47.5% Meeting/Exceeding Standards for reading and mathematics for the LEP subgroup; for LEP subgroup under the 47.5% Meeting/Exceeding requirement, a 95% confidence interval has been applied; or meet Safe Harbor requirements.</li> <li>At least 89.0% Attendance Rate for elementary school districts or at least 69.0% Graduation Rate for high school districts. Unit districts must meet both criteria.</li> </ol>
--

AYP for LEP subgroup includes only students enrolled as of 5/1/05.

Safe Harbor Targets of 47.5% or above are not printed.

LEP Subgroups with fewer than 45 students are not reported. Safe harbor only applies to subgroups. In order for safe harbor to apply, a subgroup must decrease by 10% the percentage of scores that did not meet state standards from the previous year plus meet the other indicators (attendance rate for non-high school districts, graduation rate for high school districts, and attendance and graduation rates for unit school districts) for the subgroup. Safe harbor allows school districts an alternate method to meet subgroup minimum targets on achievement.



# ANNUAL MEASURABLE ACHIEVEMENT OBJECTIVES

Is this district meeting Annual Measurable Achievement Objectives (AMAO)?	Yes
Is this district meeting English Proficiency target?	Yes
Is this district meeting Progress in English target?	Yes
Is this district meeting AYP for LEP?	Yes

English Language Proficiency Test: ACCESS for ELLs™

Minimum Target:

English Proficiency Targets	English Progress Targets	AYP - Participation Rate		AYP - Percent Meeting/Exceeding		AYP - Other Indicators	
		Reading	Mathematics	Reading	Mathematics	Attendances	Graduations
10.0	85.0	95.0	95.0	47.5	47.5	89.0	69.0

	Criterion 1 - Proficiency			Criterion 2 - Progress		
	Total Number of Students Tested	Number Making Proficient	Percent Making Proficient	Total Number of Students Tested	Number Making Progress	Percent Making Progress
AMAO Performance	322	72	22.4	169	158	93.5

Criterion 3 - Adequate Yearly Progress (AYP for LEP subgroup)											
Percent Tested on State Tests				Percent Meeting/Exceeding Standards						Other Indicators (When Safe Harbor Applied)	
Reading		Mathematics		Reading			Mathematics				
%	Met AYP	%	Met AYP	%	Safe Harbor Target	Met AYP	%	Safe Harbor Target	Met AYP	Attendance Rate	Graduation Rate
100.0	Yes	100.0	Yes	82.9		Yes	63.0		Yes	95.4	

Proficiency and Progress calculations are performed only if there are at least 30 students. Proficiency and progress with fewer than 30 students are not reported. A 95% confidence interval has been applied.

<p>Three Conditions Are Required For Making Adequate Yearly Progress (AYP)</p> <p>1. At least 95.0% tested for Reading and Mathematics for the LEP Subgroup. If the current year's participation rates are less than 95%, the participation rate for AYP will be considered sufficient if the average of the current year and the preceding year is at least 95%, or if the average of the current year and the two preceding years is at least 95%. Only actual participation rates are printed. If the participation rate printed is less than 95% but 'Met AYP' is 'Yes', it means the 95% condition was met by averaging.</p> <p>2. At least 47.5% Meeting/Exceeding Standards for reading and mathematics for the LEP subgroup; for LEP subgroup under the 47.5% Meeting/Exceeding requirement, a 95% confidence interval has been applied; or meet Safe Harbor requirements.</p> <p>3. At least 89.0% Attendance Rate for elementary school districts or at least 69.0% Graduation Rate for high school districts. Unit districts must meet both criteria.</p>
--

AYP for LEP subgroup includes only students enrolled as of 5/1/05.

Safe Harbor Targets of 47.5% or above are not printed.

LEP Subgroups with fewer than 45 students are not reported. Safe harbor only applies to subgroups. In order for safe harbor to apply, a subgroup must decrease by 10% the percentage of scores that did not meet state standards from the previous year plus meet the other indicators (attendance rate for non-high school districts, graduation rate for high school districts, and attendance and graduation rates for unit school districts) for the subgroup. Safe harbor allows school districts an alternate method to meet subgroup minimum targets on achievement.



# ANNUAL MEASURABLE ACHIEVEMENT OBJECTIVES

Is this district meeting Annual Measurable Achievement Objectives (AMAO)?	Yes
Is this district meeting English Proficiency target?	Yes
Is this district meeting Progress in English target?	Yes
Is this district meeting AYP for LEP?	Yes

English Language Proficiency Test: ACCESS for ELLs™

Minimum Target:

English Proficiency Targets	English Progress Targets	AYP - Participation Rate		AYP - Percent Meeting/Exceeding		AYP - Other Indicators	
		Reading	Mathematics	Reading	Mathematics	Attendances	Graduations
10.0	85.0	95.0	95.0	47.5	47.5	89.0	69.0

	Criterion 1 - Proficiency			Criterion 2 - Progress		
	Total Number of Students Tested	Number Making Proficient	Percent Making Proficient	Total Number of Students Tested	Number Making Progress	Percent Making Progress
AMAO Performance	537	117	21.8	305	260	85.2

Criterion 3 - Adequate Yearly Progress (AYP for LEP subgroup)											
Percent Tested on State Tests				Percent Meeting/Exceeding Standards						Other Indicators (When Safe Harbor Applied)	
Reading		Mathematics		Reading			Mathematics				
%	Met AYP	%	Met AYP	%	Safe Harbor Target	Met AYP	%	Safe Harbor Target	Met AYP	Attendance Rate	Graduation Rate
100.0	Yes	100.0	Yes	66.5		Yes	61.0		Yes	95.8	

Proficiency and Progress calculations are performed only if there are at least 30 students. Proficiency and progress with fewer than 30 students are not reported. A 95% confidence interval has been applied.

<p>Three Conditions Are Required For Making Adequate Yearly Progress (AYP)</p> <ol style="list-style-type: none"> <li>At least 95.0% tested for Reading and Mathematics for the LEP Subgroup. If the current year's participation rates are less than 95%, the participation rate for AYP will be considered sufficient if the average of the current year and the preceding year is at least 95%, or if the average of the current year and the two preceding years is at least 95%. Only actual participation rates are printed. If the participation rate printed is less than 95% but 'Met AYP' is 'Yes', it means the 95% condition was met by averaging.</li> <li>At least 47.5% Meeting/Exceeding Standards for reading and mathematics for the LEP subgroup; for LEP subgroup under the 47.5% Meeting/Exceeding requirement, a 95% confidence interval has been applied; or meet Safe Harbor requirements.</li> <li>At least 89.0% Attendance Rate for elementary school districts or at least 69.0% Graduation Rate for high school districts. Unit districts must meet both criteria.</li> </ol>
--

AYP for LEP subgroup includes only students enrolled as of 5/1/05.

Safe Harbor Targets of 47.5% or above are not printed.

LEP Subgroups with fewer than 45 students are not reported. Safe harbor only applies to subgroups. In order for safe harbor to apply, a subgroup must decrease by 10% the percentage of scores that did not meet state standards from the previous year plus meet the other indicators (attendance rate for non-high school districts, graduation rate for high school districts, and attendance and graduation rates for unit school districts) for the subgroup. Safe harbor allows school districts an alternate method to meet subgroup minimum targets on achievement.



# ANNUAL MEASURABLE ACHIEVEMENT OBJECTIVES

Is this district meeting Annual Measurable Achievement Objectives (AMAO)?	Yes
Is this district meeting English Proficiency target?	Yes
Is this district meeting Progress in English target?	Yes
Is this district meeting AYP for LEP?	Yes

English Language Proficiency Test: ACCESS for ELLs™

Minimum Target:

English Proficiency Targets	English Progress Targets	AYP - Participation Rate		AYP - Percent Meeting/Exceeding		AYP - Other Indicators	
		Reading	Mathematics	Reading	Mathematics	Attendances	Graduations
10.0	85.0	95.0	95.0	47.5	47.5	89.0	69.0

	Criterion 1 - Proficiency			Criterion 2 - Progress		
	Total Number of Students Tested	Number Making Proficient	Percent Making Proficient	Total Number of Students Tested	Number Making Progress	Percent Making Progress
AMAO Performance	119	35	29.4	59	49	83.1

Criterion 3 - Adequate Yearly Progress (AYP for LEP subgroup)											
Percent Tested on State Tests				Percent Meeting/Exceeding Standards						Other Indicators (When Safe Harbor Applied)	
Reading		Mathematics		Reading			Mathematics				
%	Met AYP	%	Met AYP	%	Safe Harbor Target	Met AYP	%	Safe Harbor Target	Met AYP	Attendance Rate	Graduation Rate
99.2	Yes	99.2	Yes	77.3		Yes	79.4		Yes	98.7	

Proficiency and Progress calculations are performed only if there are at least 30 students. Proficiency and progress with fewer than 30 students are not reported. A 95% confidence interval has been applied.

<p>Three Conditions Are Required For Making Adequate Yearly Progress (AYP)</p> <ol style="list-style-type: none"> <li>At least 95.0% tested for Reading and Mathematics for the LEP Subgroup. If the current year's participation rates are less than 95%, the participation rate for AYP will be considered sufficient if the average of the current year and the preceding year is at least 95%, or if the average of the current year and the two preceding years is at least 95%. Only actual participation rates are printed. If the participation rate printed is less than 95% but 'Met AYP' is 'Yes', it means the 95% condition was met by averaging.</li> <li>At least 47.5% Meeting/Exceeding Standards for reading and mathematics for the LEP subgroup; for LEP subgroup under the 47.5% Meeting/Exceeding requirement, a 95% confidence interval has been applied; or meet Safe Harbor requirements.</li> <li>At least 89.0% Attendance Rate for elementary school districts or at least 69.0% Graduation Rate for high school districts. Unit districts must meet both criteria.</li> </ol>
--

AYP for LEP subgroup includes only students enrolled as of 5/1/05.

Safe Harbor Targets of 47.5% or above are not printed.

LEP Subgroups with fewer than 45 students are not reported. Safe harbor only applies to subgroups. In order for safe harbor to apply, a subgroup must decrease by 10% the percentage of scores that did not meet state standards from the previous year plus meet the other indicators (attendance rate for non-high school districts, graduation rate for high school districts, and attendance and graduation rates for unit school districts) for the subgroup. Safe harbor allows school districts an alternate method to meet subgroup minimum targets on achievement.



# ANNUAL MEASURABLE ACHIEVEMENT OBJECTIVES

Is this district meeting Annual Measurable Achievement Objectives (AMAO)?	Yes
Is this district meeting English Proficiency target?	Yes
Is this district meeting Progress in English target?	Yes
Is this district meeting AYP for LEP?	Yes

English Language Proficiency Test: ACCESS for ELLs™

Minimum Target:

English Proficiency Targets	English Progress Targets	AYP - Participation Rate		AYP - Percent Meeting/Exceeding		AYP - Other Indicators	
		Reading	Mathematics	Reading	Mathematics	Attendances	Graduations
10.0	85.0	95.0	95.0	47.5	47.5	89.0	69.0

	Criterion 1 - Proficiency			Criterion 2 - Progress		
	Total Number of Students Tested	Number Making Proficient	Percent Making Proficient	Total Number of Students Tested	Number Making Progress	Percent Making Progress
AMAO Performance	117	19	16.2	53	51	96.2

Criterion 3 - Adequate Yearly Progress (AYP for LEP subgroup)											
Percent Tested on State Tests				Percent Meeting/Exceeding Standards						Other Indicators (When Safe Harbor Applied)	
Reading		Mathematics		Reading			Mathematics				
%	Met AYP	%	Met AYP	%	Safe Harbor Target	Met AYP	%	Safe Harbor Target	Met AYP	Attendance Rate	Graduation Rate
100.0	Yes	100.0	Yes							95.7	

Proficiency and Progress calculations are performed only if there are at least 30 students. Proficiency and progress with fewer than 30 students are not reported. A 95% confidence interval has been applied.

<p>Three Conditions Are Required For Making Adequate Yearly Progress (AYP)</p> <p>1. At least 95.0% tested for Reading and Mathematics for the LEP Subgroup. If the current year's participation rates are less than 95%, the participation rate for AYP will be considered sufficient if the average of the current year and the preceding year is at least 95%, or if the average of the current year and the two preceding years is at least 95%. Only actual participation rates are printed. If the participation rate printed is less than 95% but 'Met AYP' is 'Yes', it means the 95% condition was met by averaging.</p> <p>2. At least 47.5% Meeting/Exceeding Standards for reading and mathematics for the LEP subgroup; for LEP subgroup under the 47.5% Meeting/Exceeding requirement, a 95% confidence interval has been applied; or meet Safe Harbor requirements.</p> <p>3. At least 89.0% Attendance Rate for elementary school districts or at least 69.0% Graduation Rate for high school districts. Unit districts must meet both criteria.</p>
--

AYP for LEP subgroup includes only students enrolled as of 5/1/05.

Safe Harbor Targets of 47.5% or above are not printed.

LEP Subgroups with fewer than 45 students are not reported. Safe harbor only applies to subgroups. In order for safe harbor to apply, a subgroup must decrease by 10% the percentage of scores that did not meet state standards from the previous year plus meet the other indicators (attendance rate for non-high school districts, graduation rate for high school districts, and attendance and graduation rates for unit school districts) for the subgroup. Safe harbor allows school districts an alternate method to meet subgroup minimum targets on achievement.



# ANNUAL MEASURABLE ACHIEVEMENT OBJECTIVES

Is this district meeting Annual Measurable Achievement Objectives (AMAO)?	Yes
Is this district meeting English Proficiency target?	Yes
Is this district meeting Progress in English target?	
Is this district meeting AYP for LEP?	

English Language Proficiency Test: ACCESS for ELLs™

Minimum Target:

English Proficiency Targets	English Progress Targets	AYP - Participation Rate		AYP - Percent Meeting/Exceeding		AYP - Other Indicators	
		Reading	Mathematics	Reading	Mathematics	Attendances	Graduations
10.0	85.0	95.0	95.0	47.5	47.5	89.0	69.0

	Criterion 1 - Proficiency			Criterion 2 - Progress		
	Total Number of Students Tested	Number Making Proficient	Percent Making Proficient	Total Number of Students Tested	Number Making Progress	Percent Making Progress
AMAO Performance	48	16	33.3	21		

Criterion 3 - Adequate Yearly Progress (AYP for LEP subgroup)											
Percent Tested on State Tests				Percent Meeting/Exceeding Standards						Other Indicators (When Safe Harbor Applied)	
Reading		Mathematics		Reading			Mathematics				
%	Met AYP	%	Met AYP	%	Safe Harbor Target	Met AYP	%	Safe Harbor Target	Met AYP	Attendance Rate	Graduation Rate
										95.4	

Proficiency and Progress calculations are performed only if there are at least 30 students. Proficiency and progress with fewer than 30 students are not reported. A 95% confidence interval has been applied.

<p>Three Conditions Are Required For Making Adequate Yearly Progress (AYP)</p> <p>1. At least 95.0% tested for Reading and Mathematics for the LEP Subgroup. If the current year's participation rates are less than 95%, the participation rate for AYP will be considered sufficient if the average of the current year and the preceding year is at least 95%, or if the average of the current year and the two preceding years is at least 95%. Only actual participation rates are printed. If the participation rate printed is less than 95% but 'Met AYP' is 'Yes', it means the 95% condition was met by averaging.</p> <p>2. At least 47.5% Meeting/Exceeding Standards for reading and mathematics for the LEP subgroup; for LEP subgroup under the 47.5% Meeting/Exceeding requirement, a 95% confidence interval has been applied; or meet Safe Harbor requirements.</p> <p>3. At least 89.0% Attendance Rate for elementary school districts or at least 69.0% Graduation Rate for high school districts. Unit districts must meet both criteria.</p>
--

AYP for LEP subgroup includes only students enrolled as of 5/1/05.

Safe Harbor Targets of 47.5% or above are not printed.

LEP Subgroups with fewer than 45 students are not reported. Safe harbor only applies to subgroups. In order for safe harbor to apply, a subgroup must decrease by 10% the percentage of scores that did not meet state standards from the previous year plus meet the other indicators (attendance rate for non-high school districts, graduation rate for high school districts, and attendance and graduation rates for unit school districts) for the subgroup. Safe harbor allows school districts an alternate method to meet subgroup minimum targets on achievement.



# ANNUAL MEASURABLE ACHIEVEMENT OBJECTIVES

Is this district meeting Annual Measurable Achievement Objectives (AMAO)?	Yes
Is this district meeting English Proficiency target?	Yes
Is this district meeting Progress in English target?	
Is this district meeting AYP for LEP?	Yes

English Language Proficiency Test: ACCESS for ELLs™

Minimum Target:

English Proficiency Targets	English Progress Targets	AYP - Participation Rate		AYP - Percent Meeting/Exceeding		AYP - Other Indicators	
		Reading	Mathematics	Reading	Mathematics	Attendances	Graduations
10.0	85.0	95.0	95.0	47.5	47.5	89.0	69.0

	Criterion 1 - Proficiency			Criterion 2 - Progress		
	Total Number of Students Tested	Number Making Proficient	Percent Making Proficient	Total Number of Students Tested	Number Making Progress	Percent Making Progress
AMAO Performance	264	44	16.7	14		

Criterion 3 - Adequate Yearly Progress (AYP for LEP subgroup)											
Percent Tested on State Tests				Percent Meeting/Exceeding Standards						Other Indicators (When Safe Harbor Applied)	
Reading		Mathematics		Reading			Mathematics				
%	Met AYP	%	Met AYP	%	Safe Harbor Target	Met AYP	%	Safe Harbor Target	Met AYP	Attendance Rate	Graduation Rate
100.0	Yes	100.0	Yes	69.3		Yes	74.0		Yes	96.7	

Proficiency and Progress calculations are performed only if there are at least 30 students. Proficiency and progress with fewer than 30 students are not reported. A 95% confidence interval has been applied.

<p>Three Conditions Are Required For Making Adequate Yearly Progress (AYP)</p> <p>1. At least 95.0% tested for Reading and Mathematics for the LEP Subgroup. If the current year's participation rates are less than 95%, the participation rate for AYP will be considered sufficient if the average of the current year and the preceding year is at least 95%, or if the average of the current year and the two preceding years is at least 95%. Only actual participation rates are printed. If the participation rate printed is less than 95% but 'Met AYP' is 'Yes', it means the 95% condition was met by averaging.</p> <p>2. At least 47.5% Meeting/Exceeding Standards for reading and mathematics for the LEP subgroup; for LEP subgroup under the 47.5% Meeting/Exceeding requirement, a 95% confidence interval has been applied; or meet Safe Harbor requirements.</p> <p>3. At least 89.0% Attendance Rate for elementary school districts or at least 69.0% Graduation Rate for high school districts. Unit districts must meet both criteria.</p>
--

AYP for LEP subgroup includes only students enrolled as of 5/1/05.

Safe Harbor Targets of 47.5% or above are not printed.

LEP Subgroups with fewer than 45 students are not reported. Safe harbor only applies to subgroups. In order for safe harbor to apply, a subgroup must decrease by 10% the percentage of scores that did not meet state standards from the previous year plus meet the other indicators (attendance rate for non-high school districts, graduation rate for high school districts, and attendance and graduation rates for unit school districts) for the subgroup. Safe harbor allows school districts an alternate method to meet subgroup minimum targets on achievement.



# ANNUAL MEASURABLE ACHIEVEMENT OBJECTIVES

Is this district meeting Annual Measurable Achievement Objectives (AMAO)?	Yes
Is this district meeting English Proficiency target?	Yes
Is this district meeting Progress in English target?	
Is this district meeting AYP for LEP?	Yes

English Language Proficiency Test: ACCESS for ELLs™

Minimum Target:

English Proficiency Targets	English Progress Targets	AYP - Participation Rate		AYP - Percent Meeting/Exceeding		AYP - Other Indicators	
		Reading	Mathematics	Reading	Mathematics	Attendances	Graduations
10.0	85.0	95.0	95.0	47.5	47.5	89.0	69.0

	Criterion 1 - Proficiency			Criterion 2 - Progress		
	Total Number of Students Tested	Number Making Proficient	Percent Making Proficient	Total Number of Students Tested	Number Making Progress	Percent Making Progress
AMAO Performance	208	65	31.3			

Criterion 3 - Adequate Yearly Progress (AYP for LEP subgroup)											
Percent Tested on State Tests				Percent Meeting/Exceeding Standards						Other Indicators (When Safe Harbor Applied)	
Reading		Mathematics		Reading			Mathematics				
%	Met AYP	%	Met AYP	%	Safe Harbor Target	Met AYP	%	Safe Harbor Target	Met AYP	Attendance Rate	Graduation Rate
100.0	Yes	100.0	Yes	68.5		Yes	73.4		Yes	94.0	

Proficiency and Progress calculations are performed only if there are at least 30 students. Proficiency and progress with fewer than 30 students are not reported. A 95% confidence interval has been applied.

<p>Three Conditions Are Required For Making Adequate Yearly Progress (AYP)</p> <ol style="list-style-type: none"> <li>At least 95.0% tested for Reading and Mathematics for the LEP Subgroup. If the current year's participation rates are less than 95%, the participation rate for AYP will be considered sufficient if the average of the current year and the preceding year is at least 95%, or if the average of the current year and the two preceding years is at least 95%. Only actual participation rates are printed. If the participation rate printed is less than 95% but 'Met AYP' is 'Yes', it means the 95% condition was met by averaging.</li> <li>At least 47.5% Meeting/Exceeding Standards for reading and mathematics for the LEP subgroup; for LEP subgroup under the 47.5% Meeting/Exceeding requirement, a 95% confidence interval has been applied; or meet Safe Harbor requirements.</li> <li>At least 89.0% Attendance Rate for elementary school districts or at least 69.0% Graduation Rate for high school districts. Unit districts must meet both criteria.</li> </ol>
--

AYP for LEP subgroup includes only students enrolled as of 5/1/05.

Safe Harbor Targets of 47.5% or above are not printed.

LEP Subgroups with fewer than 45 students are not reported. Safe harbor only applies to subgroups. In order for safe harbor to apply, a subgroup must decrease by 10% the percentage of scores that did not meet state standards from the previous year plus meet the other indicators (attendance rate for non-high school districts, graduation rate for high school districts, and attendance and graduation rates for unit school districts) for the subgroup. Safe harbor allows school districts an alternate method to meet subgroup minimum targets on achievement.



# ANNUAL MEASURABLE ACHIEVEMENT OBJECTIVES

Is this district meeting Annual Measurable Achievement Objectives (AMAO)?	Yes
Is this district meeting English Proficiency target?	Yes
Is this district meeting Progress in English target?	
Is this district meeting AYP for LEP?	

English Language Proficiency Test: ACCESS for ELLs™

Minimum Target:

English Proficiency Targets	English Progress Targets	AYP - Participation Rate		AYP - Percent Meeting/Exceeding		AYP - Other Indicators	
		Reading	Mathematics	Reading	Mathematics	Attendances	Graduations
10.0	85.0	95.0	95.0	47.5	47.5	89.0	69.0

	Criterion 1 - Proficiency			Criterion 2 - Progress		
	Total Number of Students Tested	Number Making Proficient	Percent Making Proficient	Total Number of Students Tested	Number Making Progress	Percent Making Progress
AMAO Performance	55	6	10.9	25		

Criterion 3 - Adequate Yearly Progress (AYP for LEP subgroup)											
Percent Tested on State Tests				Percent Meeting/Exceeding Standards						Other Indicators (When Safe Harbor Applied)	
Reading		Mathematics		Reading			Mathematics				
%	Met AYP	%	Met AYP	%	Safe Harbor Target	Met AYP	%	Safe Harbor Target	Met AYP	Attendance Rate	Graduation Rate
										92.0	

Proficiency and Progress calculations are performed only if there are at least 30 students. Proficiency and progress with fewer than 30 students are not reported. A 95% confidence interval has been applied.

<p>Three Conditions Are Required For Making Adequate Yearly Progress (AYP)</p> <ol style="list-style-type: none"> <li>At least 95.0% tested for Reading and Mathematics for the LEP Subgroup. If the current year's participation rates are less than 95%, the participation rate for AYP will be considered sufficient if the average of the current year and the preceding year is at least 95%, or if the average of the current year and the two preceding years is at least 95%. Only actual participation rates are printed. If the participation rate printed is less than 95% but 'Met AYP' is 'Yes', it means the 95% condition was met by averaging.</li> <li>At least 47.5% Meeting/Exceeding Standards for reading and mathematics for the LEP subgroup; for LEP subgroup under the 47.5% Meeting/Exceeding requirement, a 95% confidence interval has been applied; or meet Safe Harbor requirements.</li> <li>At least 89.0% Attendance Rate for elementary school districts or at least 69.0% Graduation Rate for high school districts. Unit districts must meet both criteria.</li> </ol>
--

AYP for LEP subgroup includes only students enrolled as of 5/1/05.

Safe Harbor Targets of 47.5% or above are not printed.

LEP Subgroups with fewer than 45 students are not reported. Safe harbor only applies to subgroups. In order for safe harbor to apply, a subgroup must decrease by 10% the percentage of scores that did not meet state standards from the previous year plus meet the other indicators (attendance rate for non-high school districts, graduation rate for high school districts, and attendance and graduation rates for unit school districts) for the subgroup. Safe harbor allows school districts an alternate method to meet subgroup minimum targets on achievement.



# ANNUAL MEASURABLE ACHIEVEMENT OBJECTIVES

Is this district meeting Annual Measurable Achievement Objectives (AMAO)?	Yes
Is this district meeting English Proficiency target?	Yes
Is this district meeting Progress in English target?	Yes
Is this district meeting AYP for LEP?	Yes

English Language Proficiency Test: ACCESS for ELLs™

Minimum Target:

English Proficiency Targets	English Progress Targets	AYP - Participation Rate		AYP - Percent Meeting/Exceeding		AYP - Other Indicators	
		Reading	Mathematics	Reading	Mathematics	Attendances	Graduations
10.0	85.0	95.0	95.0	47.5	47.5	89.0	69.0

	Criterion 1 - Proficiency			Criterion 2 - Progress		
	Total Number of Students Tested	Number Making Proficient	Percent Making Proficient	Total Number of Students Tested	Number Making Progress	Percent Making Progress
AMAO Performance	164	45	27.4	109	94	86.2

Criterion 3 - Adequate Yearly Progress (AYP for LEP subgroup)											
Percent Tested on State Tests				Percent Meeting/Exceeding Standards						Other Indicators (When Safe Harbor Applied)	
Reading		Mathematics		Reading			Mathematics				
%	Met AYP	%	Met AYP	%	Safe Harbor Target	Met AYP	%	Safe Harbor Target	Met AYP	Attendance Rate	Graduation Rate
100.0	Yes	100.0	Yes	78.0		Yes	75.6		Yes	95.8	


Proficiency and Progress calculations are performed only if there are at least 30 students. Proficiency and progress with fewer than 30 students are not reported. A 95% confidence interval has been applied.

<p>Three Conditions Are Required For Making Adequate Yearly Progress (AYP)</p> <p>1. At least 95.0% tested for Reading and Mathematics for the LEP Subgroup. If the current year's participation rates are less than 95%, the participation rate for AYP will be considered sufficient if the average of the current year and the preceding year is at least 95%, or if the average of the current year and the two preceding years is at least 95%. Only actual participation rates are printed. If the participation rate printed is less than 95% but 'Met AYP' is 'Yes', it means the 95% condition was met by averaging.</p> <p>2. At least 47.5% Meeting/Exceeding Standards for reading and mathematics for the LEP subgroup; for LEP subgroup under the 47.5% Meeting/Exceeding requirement, a 95% confidence interval has been applied; or meet Safe Harbor requirements.</p> <p>3. At least 89.0% Attendance Rate for elementary school districts or at least 69.0% Graduation Rate for high school districts. Unit districts must meet both criteria.</p>
--

AYP for LEP subgroup includes only students enrolled as of 5/1/05.

Safe Harbor Targets of 47.5% or above are not printed.

LEP Subgroups with fewer than 45 students are not reported. Safe harbor only applies to subgroups. In order for safe harbor to apply, a subgroup must decrease by 10% the percentage of scores that did not meet state standards from the previous year plus meet the other indicators (attendance rate for non-high school districts, graduation rate for high school districts, and attendance and graduation rates for unit school districts) for the subgroup. Safe harbor allows school districts an alternate method to meet subgroup minimum targets on achievement.



# ANNUAL MEASURABLE ACHIEVEMENT OBJECTIVES

Is this district meeting Annual Measurable Achievement Objectives (AMAO)?	Yes
Is this district meeting English Proficiency target?	Yes
Is this district meeting Progress in English target?	
Is this district meeting AYP for LEP?	

English Language Proficiency Test: ACCESS for ELLs™

Minimum Target:

English Proficiency Targets	English Progress Targets	AYP - Participation Rate		AYP - Percent Meeting/Exceeding		AYP - Other Indicators	
		Reading	Mathematics	Reading	Mathematics	Attendances	Graduations
10.0	85.0	95.0	95.0	47.5	47.5	89.0	69.0

	Criterion 1 - Proficiency			Criterion 2 - Progress		
	Total Number of Students Tested	Number Making Proficient	Percent Making Proficient	Total Number of Students Tested	Number Making Progress	Percent Making Progress
AMAO Performance	79	19	24.1	28		

Criterion 3 - Adequate Yearly Progress (AYP for LEP subgroup)											
Percent Tested on State Tests				Percent Meeting/Exceeding Standards						Other Indicators (When Safe Harbor Applied)	
Reading		Mathematics		Reading			Mathematics				
%	Met AYP	%	Met AYP	%	Safe Harbor Target	Met AYP	%	Safe Harbor Target	Met AYP	Attendance Rate	Graduation Rate
										94.0	

Proficiency and Progress calculations are performed only if there are at least 30 students. Proficiency and progress with fewer than 30 students are not reported. A 95% confidence interval has been applied.

Three Conditions Are Required For Making Adequate Yearly Progress (AYP)

1. At least 95.0% tested for Reading and Mathematics for the LEP Subgroup. If the current year's participation rates are less than 95%, the participation rate for AYP will be considered sufficient if the average of the current year and the preceding year is at least 95%, or if the average of the current year and the two preceding years is at least 95%. Only actual participation rates are printed. If the participation rate printed is less than 95% but 'Met AYP' is 'Yes', it means the 95% condition was met by averaging.
2. At least 47.5% Meeting/Exceeding Standards for reading and mathematics for the LEP subgroup; for LEP subgroup under the 47.5% Meeting/Exceeding requirement, a 95% confidence interval has been applied; or meet Safe Harbor requirements.
3. At least 89.0% Attendance Rate for elementary school districts or at least 69.0% Graduation Rate for high school districts. Unit districts must meet both criteria.

AYP for LEP subgroup includes only students enrolled as of 5/1/05.

Safe Harbor Targets of 47.5% or above are not printed.

LEP Subgroups with fewer than 45 students are not reported. Safe harbor only applies to subgroups. In order for safe harbor to apply, a subgroup must decrease by 10% the percentage of scores that did not meet state standards from the previous year plus meet the other indicators (attendance rate for non-high school districts, graduation rate for high school districts, and attendance and graduation rates for unit school districts) for the subgroup. Safe harbor allows school districts an alternate method to meet subgroup minimum targets on achievement.



# ANNUAL MEASURABLE ACHIEVEMENT OBJECTIVES

Is this district meeting Annual Measurable Achievement Objectives (AMAO)?	No
Is this district meeting English Proficiency target?	Yes
Is this district meeting Progress in English target?	No
Is this district meeting AYP for LEP?	Yes

English Language Proficiency Test: ACCESS for ELLs™

Minimum Target:

English Proficiency Targets	English Progress Targets	AYP - Participation Rate		AYP - Percent Meeting/Exceeding		AYP - Other Indicators	
		Reading	Mathematics	Reading	Mathematics	Attendances	Graduations
10.0	85.0	95.0	95.0	47.5	47.5	89.0	69.0

	Criterion 1 - Proficiency			Criterion 2 - Progress		
	Total Number of Students Tested	Number Making Proficient	Percent Making Proficient	Total Number of Students Tested	Number Making Progress	Percent Making Progress
AMAO Performance	107	15	14.0	55	42	76.4

Criterion 3 - Adequate Yearly Progress (AYP for LEP subgroup)											
Percent Tested on State Tests				Percent Meeting/Exceeding Standards						Other Indicators (When Safe Harbor Applied)	
Reading		Mathematics		Reading			Mathematics				
%	Met AYP	%	Met AYP	%	Safe Harbor Target	Met AYP	%	Safe Harbor Target	Met AYP	Attendance Rate	Graduation Rate
95.8	Yes	95.8	Yes							95.1	

Proficiency and Progress calculations are performed only if there are at least 30 students. Proficiency and progress with fewer than 30 students are not reported. A 95% confidence interval has been applied.

Three Conditions Are Required For Making Adequate Yearly Progress (AYP)
1. At least 95.0% tested for Reading and Mathematics for the LEP Subgroup. If the current year's participation rates are less than 95%, the participation rate for AYP will be considered sufficient if the average of the current year and the preceding year is at least 95%, or if the average of the current year and the two preceding years is at least 95%. Only actual participation rates are printed. If the participation rate printed is less than 95% but 'Met AYP' is 'Yes', it means the 95% condition was met by averaging.
2. At least 47.5% Meeting/Exceeding Standards for reading and mathematics for the LEP subgroup; for LEP subgroup under the 47.5% Meeting/Exceeding requirement, a 95% confidence interval has been applied; or meet Safe Harbor requirements.
3. At least 89.0% Attendance Rate for elementary school districts or at least 69.0% Graduation Rate for high school districts. Unit districts must meet both criteria.

AYP for LEP subgroup includes only students enrolled as of 5/1/05.

Safe Harbor Targets of 47.5% or above are not printed.

LEP Subgroups with fewer than 45 students are not reported. Safe harbor only applies to subgroups. In order for safe harbor to apply, a subgroup must decrease by 10% the percentage of scores that did not meet state standards from the previous year plus meet the other indicators (attendance rate for non-high school districts, graduation rate for high school districts, and attendance and graduation rates for unit school districts) for the subgroup. Safe harbor allows school districts an alternate method to meet subgroup minimum targets on achievement.



# ANNUAL MEASURABLE ACHIEVEMENT OBJECTIVES

Is this district meeting Annual Measurable Achievement Objectives (AMAO)?	Yes
Is this district meeting English Proficiency target?	Yes
Is this district meeting Progress in English target?	Yes
Is this district meeting AYP for LEP?	Yes

English Language Proficiency Test: ACCESS for ELLs™

Minimum Target:

English Proficiency Targets	English Progress Targets	AYP - Participation Rate		AYP - Percent Meeting/Exceeding		AYP - Other Indicators	
		Reading	Mathematics	Reading	Mathematics	Attendances	Graduations
10.0	85.0	95.0	95.0	47.5	47.5	89.0	69.0

	Criterion 1 - Proficiency			Criterion 2 - Progress		
	Total Number of Students Tested	Number Making Proficient	Percent Making Proficient	Total Number of Students Tested	Number Making Progress	Percent Making Progress
AMAO Performance	735	127	17.3	545	497	91.2

Criterion 3 - Adequate Yearly Progress (AYP for LEP subgroup)											
Percent Tested on State Tests				Percent Meeting/Exceeding Standards						Other Indicators (When Safe Harbor Applied)	
Reading		Mathematics		Reading			Mathematics				
%	Met AYP	%	Met AYP	%	Safe Harbor Target	Met AYP	%	Safe Harbor Target	Met AYP	Attendance Rate	Graduation Rate
99.8	Yes	99.8	Yes	67.3		Yes	65.6		Yes	96.1	

Proficiency and Progress calculations are performed only if there are at least 30 students. Proficiency and progress with fewer than 30 students are not reported. A 95% confidence interval has been applied.

<p>Three Conditions Are Required For Making Adequate Yearly Progress (AYP)</p> <p>1. At least 95.0% tested for Reading and Mathematics for the LEP Subgroup. If the current year's participation rates are less than 95%, the participation rate for AYP will be considered sufficient if the average of the current year and the preceding year is at least 95%, or if the average of the current year and the two preceding years is at least 95%. Only actual participation rates are printed. If the participation rate printed is less than 95% but 'Met AYP' is 'Yes', it means the 95% condition was met by averaging.</p> <p>2. At least 47.5% Meeting/Exceeding Standards for reading and mathematics for the LEP subgroup; for LEP subgroup under the 47.5% Meeting/Exceeding requirement, a 95% confidence interval has been applied; or meet Safe Harbor requirements.</p> <p>3. At least 89.0% Attendance Rate for elementary school districts or at least 69.0% Graduation Rate for high school districts. Unit districts must meet both criteria.</p>
--

AYP for LEP subgroup includes only students enrolled as of 5/1/05.

Safe Harbor Targets of 47.5% or above are not printed.

LEP Subgroups with fewer than 45 students are not reported. Safe harbor only applies to subgroups. In order for safe harbor to apply, a subgroup must decrease by 10% the percentage of scores that did not meet state standards from the previous year plus meet the other indicators (attendance rate for non-high school districts, graduation rate for high school districts, and attendance and graduation rates for unit school districts) for the subgroup. Safe harbor allows school districts an alternate method to meet subgroup minimum targets on achievement.



# ANNUAL MEASURABLE ACHIEVEMENT OBJECTIVES

Is this district meeting Annual Measurable Achievement Objectives (AMAO)?	Yes
Is this district meeting English Proficiency target?	Yes
Is this district meeting Progress in English target?	Yes
Is this district meeting AYP for LEP?	Yes

English Language Proficiency Test: ACCESS for ELLs™

Minimum Target:

English Proficiency Targets	English Progress Targets	AYP - Participation Rate		AYP - Percent Meeting/Exceeding		AYP - Other Indicators	
		Reading	Mathematics	Reading	Mathematics	Attendances	Graduations
10.0	85.0	95.0	95.0	47.5	47.5	89.0	69.0

	Criterion 1 - Proficiency			Criterion 2 - Progress		
	Total Number of Students Tested	Number Making Proficient	Percent Making Proficient	Total Number of Students Tested	Number Making Progress	Percent Making Progress
AMAO Performance	124	36	29.0	51	48	94.1

Criterion 3 - Adequate Yearly Progress (AYP for LEP subgroup)											
Percent Tested on State Tests				Percent Meeting/Exceeding Standards						Other Indicators (When Safe Harbor Applied)	
Reading		Mathematics		Reading			Mathematics				
%	Met AYP	%	Met AYP	%	Safe Harbor Target	Met AYP	%	Safe Harbor Target	Met AYP	Attendance Rate	Graduation Rate
100.0	Yes	100.0	Yes							96.1	

Proficiency and Progress calculations are performed only if there are at least 30 students. Proficiency and progress with fewer than 30 students are not reported. A 95% confidence interval has been applied.

Three Conditions Are Required For Making Adequate Yearly Progress (AYP)

1. At least 95.0% tested for Reading and Mathematics for the LEP Subgroup. If the current year's participation rates are less than 95%, the participation rate for AYP will be considered sufficient if the average of the current year and the preceding year is at least 95%, or if the average of the current year and the two preceding years is at least 95%. Only actual participation rates are printed. If the participation rate printed is less than 95% but 'Met AYP' is 'Yes', it means the 95% condition was met by averaging.
2. At least 47.5% Meeting/Exceeding Standards for reading and mathematics for the LEP subgroup; for LEP subgroup under the 47.5% Meeting/Exceeding requirement, a 95% confidence interval has been applied; or meet Safe Harbor requirements.
3. At least 89.0% Attendance Rate for elementary school districts or at least 69.0% Graduation Rate for high school districts. Unit districts must meet both criteria.

AYP for LEP subgroup includes only students enrolled as of 5/1/05.

Safe Harbor Targets of 47.5% or above are not printed.

LEP Subgroups with fewer than 45 students are not reported. Safe harbor only applies to subgroups. In order for safe harbor to apply, a subgroup must decrease by 10% the percentage of scores that did not meet state standards from the previous year plus meet the other indicators (attendance rate for non-high school districts, graduation rate for high school districts, and attendance and graduation rates for unit school districts) for the subgroup. Safe harbor allows school districts an alternate method to meet subgroup minimum targets on achievement.



# ANNUAL MEASURABLE ACHIEVEMENT OBJECTIVES

Is this district meeting Annual Measurable Achievement Objectives (AMAO)?	Yes
Is this district meeting English Proficiency target?	Yes
Is this district meeting Progress in English target?	Yes
Is this district meeting AYP for LEP?	

English Language Proficiency Test: ACCESS for ELLs™

Minimum Target:

English Proficiency Targets	English Progress Targets	AYP - Participation Rate		AYP - Percent Meeting/Exceeding		AYP - Other Indicators	
		Reading	Mathematics	Reading	Mathematics	Attendances	Graduations
10.0	85.0	95.0	95.0	47.5	47.5	89.0	69.0

	Criterion 1 - Proficiency			Criterion 2 - Progress		
	Total Number of Students Tested	Number Making Proficient	Percent Making Proficient	Total Number of Students Tested	Number Making Progress	Percent Making Progress
AMAO Performance	118	22	18.6	45	42	93.3

Criterion 3 - Adequate Yearly Progress (AYP for LEP subgroup)											
Percent Tested on State Tests				Percent Meeting/Exceeding Standards						Other Indicators (When Safe Harbor Applied)	
Reading		Mathematics		Reading			Mathematics				
%	Met AYP	%	Met AYP	%	Safe Harbor Target	Met AYP	%	Safe Harbor Target	Met AYP	Attendance Rate	Graduation Rate

Proficiency and Progress calculations are performed only if there are at least 30 students. Proficiency and progress with fewer than 30 students are not reported. A 95% confidence interval has been applied.

Three Conditions Are Required For Making Adequate Yearly Progress (AYP)

- At least 95.0% tested for Reading and Mathematics for the LEP Subgroup. If the current year's participation rates are less than 95%, the participation rate for AYP will be considered sufficient if the average of the current year and the preceding year is at least 95%, or if the average of the current year and the two preceding years is at least 95%. Only actual participation rates are printed. If the participation rate printed is less than 95% but 'Met AYP' is 'Yes', it means the 95% condition was met by averaging.
- At least 47.5% Meeting/Exceeding Standards for reading and mathematics for the LEP subgroup; for LEP subgroup under the 47.5% Meeting/Exceeding requirement, a 95% confidence interval has been applied; or meet Safe Harbor requirements.
- At least 89.0% Attendance Rate for elementary school districts or at least 69.0% Graduation Rate for high school districts. Unit districts must meet both criteria.

AYP for LEP subgroup includes only students enrolled as of 5/1/05.

Safe Harbor Targets of 47.5% or above are not printed.

LEP Subgroups with fewer than 45 students are not reported. Safe harbor only applies to subgroups. In order for safe harbor to apply, a subgroup must decrease by 10% the percentage of scores that did not meet state standards from the previous year plus meet the other indicators (attendance rate for non-high school districts, graduation rate for high school districts, and attendance and graduation rates for unit school districts) for the subgroup. Safe harbor allows school districts an alternate method to meet subgroup minimum targets on achievement.



# ANNUAL MEASURABLE ACHIEVEMENT OBJECTIVES

Is this district meeting Annual Measurable Achievement Objectives (AMAO)?	No
Is this district meeting English Proficiency target?	Yes
Is this district meeting Progress in English target?	No
Is this district meeting AYP for LEP?	Yes

English Language Proficiency Test: ACCESS for ELLs™

Minimum Target:

English Proficiency Targets	English Progress Targets	AYP - Participation Rate		AYP - Percent Meeting/Exceeding		AYP - Other Indicators	
		Reading	Mathematics	Reading	Mathematics	Attendances	Graduations
10.0	85.0	95.0	95.0	47.5	47.5	89.0	69.0

	Criterion 1 - Proficiency			Criterion 2 - Progress		
	Total Number of Students Tested	Number Making Proficient	Percent Making Proficient	Total Number of Students Tested	Number Making Progress	Percent Making Progress
AMAO Performance	180	22	12.2	174	122	70.1

Criterion 3 - Adequate Yearly Progress (AYP for LEP subgroup)											
Percent Tested on State Tests				Percent Meeting/Exceeding Standards						Other Indicators (When Safe Harbor Applied)	
Reading		Mathematics		Reading			Mathematics				
%	Met AYP	%	Met AYP	%	Safe Harbor Target	Met AYP	%	Safe Harbor Target	Met AYP	Attendance Rate	Graduation Rate
100.0	Yes	100.0	Yes	45.6		Yes	43.5		Yes	95.5	

Proficiency and Progress calculations are performed only if there are at least 30 students. Proficiency and progress with fewer than 30 students are not reported. A 95% confidence interval has been applied.

Three Conditions Are Required For Making Adequate Yearly Progress (AYP)

- At least 95.0% tested for Reading and Mathematics for the LEP Subgroup. If the current year's participation rates are less than 95%, the participation rate for AYP will be considered sufficient if the average of the current year and the preceding year is at least 95%, or if the average of the current year and the two preceding years is at least 95%. Only actual participation rates are printed. If the participation rate printed is less than 95% but 'Met AYP' is 'Yes', it means the 95% condition was met by averaging.
- At least 47.5% Meeting/Exceeding Standards for reading and mathematics for the LEP subgroup; for LEP subgroup under the 47.5% Meeting/Exceeding requirement, a 95% confidence interval has been applied; or meet Safe Harbor requirements.
- At least 89.0% Attendance Rate for elementary school districts or at least 69.0% Graduation Rate for high school districts. Unit districts must meet both criteria.

AYP for LEP subgroup includes only students enrolled as of 5/1/05.

Safe Harbor Targets of 47.5% or above are not printed.

LEP Subgroups with fewer than 45 students are not reported. Safe harbor only applies to subgroups. In order for safe harbor to apply, a subgroup must decrease by 10% the percentage of scores that did not meet state standards from the previous year plus meet the other indicators (attendance rate for non-high school districts, graduation rate for high school districts, and attendance and graduation rates for unit school districts) for the subgroup. Safe harbor allows school districts an alternate method to meet subgroup minimum targets on achievement.



# ANNUAL MEASURABLE ACHIEVEMENT OBJECTIVES

Is this district meeting Annual Measurable Achievement Objectives (AMAO)?	No
Is this district meeting English Proficiency target?	Yes
Is this district meeting Progress in English target?	No
Is this district meeting AYP for LEP?	Yes

English Language Proficiency Test: ACCESS for ELLs™

Minimum Target:

English Proficiency Targets	English Progress Targets	AYP - Participation Rate		AYP - Percent Meeting/Exceeding		AYP - Other Indicators	
		Reading	Mathematics	Reading	Mathematics	Attendances	Graduations
10.0	85.0	95.0	95.0	47.5	47.5	89.0	69.0

	Criterion 1 - Proficiency			Criterion 2 - Progress		
	Total Number of Students Tested	Number Making Proficient	Percent Making Proficient	Total Number of Students Tested	Number Making Progress	Percent Making Progress
AMAO Performance	134	15	11.2	63	45	71.4

Criterion 3 - Adequate Yearly Progress (AYP for LEP subgroup)											
Percent Tested on State Tests				Percent Meeting/Exceeding Standards						Other Indicators (When Safe Harbor Applied)	
Reading		Mathematics		Reading			Mathematics				
%	Met AYP	%	Met AYP	%	Safe Harbor Target	Met AYP	%	Safe Harbor Target	Met AYP	Attendance Rate	Graduation Rate
100.0	Yes	100.0	Yes	60.0		Yes	57.7		Yes	95.2	

Proficiency and Progress calculations are performed only if there are at least 30 students. Proficiency and progress with fewer than 30 students are not reported. A 95% confidence interval has been applied.

Three Conditions Are Required For Making Adequate Yearly Progress (AYP)
1. At least 95.0% tested for Reading and Mathematics for the LEP Subgroup. If the current year's participation rates are less than 95%, the participation rate for AYP will be considered sufficient if the average of the current year and the preceding year is at least 95%, or if the average of the current year and the two preceding years is at least 95%. Only actual participation rates are printed. If the participation rate printed is less than 95% but 'Met AYP' is 'Yes', it means the 95% condition was met by averaging.
2. At least 47.5% Meeting/Exceeding Standards for reading and mathematics for the LEP subgroup; for LEP subgroup under the 47.5% Meeting/Exceeding requirement, a 95% confidence interval has been applied; or meet Safe Harbor requirements.
3. At least 89.0% Attendance Rate for elementary school districts or at least 69.0% Graduation Rate for high school districts. Unit districts must meet both criteria.

AYP for LEP subgroup includes only students enrolled as of 5/1/05.

Safe Harbor Targets of 47.5% or above are not printed.

LEP Subgroups with fewer than 45 students are not reported. Safe harbor only applies to subgroups. In order for safe harbor to apply, a subgroup must decrease by 10% the percentage of scores that did not meet state standards from the previous year plus meet the other indicators (attendance rate for non-high school districts, graduation rate for high school districts, and attendance and graduation rates for unit school districts) for the subgroup. Safe harbor allows school districts an alternate method to meet subgroup minimum targets on achievement.



# ANNUAL MEASURABLE ACHIEVEMENT OBJECTIVES

Is this district meeting Annual Measurable Achievement Objectives (AMAO)?	Yes
Is this district meeting English Proficiency target?	Yes
Is this district meeting Progress in English target?	
Is this district meeting AYP for LEP?	

English Language Proficiency Test: ACCESS for ELLs™

Minimum Target:

English Proficiency Targets	English Progress Targets	AYP - Participation Rate		AYP - Percent Meeting/Exceeding		AYP - Other Indicators	
		Reading	Mathematics	Reading	Mathematics	Attendances	Graduations
10.0	85.0	95.0	95.0	47.5	47.5	89.0	69.0

	Criterion 1 - Proficiency			Criterion 2 - Progress		
	Total Number of Students Tested	Number Making Proficient	Percent Making Proficient	Total Number of Students Tested	Number Making Progress	Percent Making Progress
AMAO Performance	34	10	29.4	26		

Criterion 3 - Adequate Yearly Progress (AYP for LEP subgroup)											
Percent Tested on State Tests				Percent Meeting/Exceeding Standards						Other Indicators (When Safe Harbor Applied)	
Reading		Mathematics		Reading			Mathematics				
%	Met AYP	%	Met AYP	%	Safe Harbor Target	Met AYP	%	Safe Harbor Target	Met AYP	Attendance Rate	Graduation Rate
										87.3	

Proficiency and Progress calculations are performed only if there are at least 30 students. Proficiency and progress with fewer than 30 students are not reported. A 95% confidence interval has been applied.

<p>Three Conditions Are Required For Making Adequate Yearly Progress (AYP)</p> <ol style="list-style-type: none"> <li>At least 95.0% tested for Reading and Mathematics for the LEP Subgroup. If the current year's participation rates are less than 95%, the participation rate for AYP will be considered sufficient if the average of the current year and the preceding year is at least 95%, or if the average of the current year and the two preceding years is at least 95%. Only actual participation rates are printed. If the participation rate printed is less than 95% but 'Met AYP' is 'Yes', it means the 95% condition was met by averaging.</li> <li>At least 47.5% Meeting/Exceeding Standards for reading and mathematics for the LEP subgroup; for LEP subgroup under the 47.5% Meeting/Exceeding requirement, a 95% confidence interval has been applied; or meet Safe Harbor requirements.</li> <li>At least 89.0% Attendance Rate for elementary school districts or at least 69.0% Graduation Rate for high school districts. Unit districts must meet both criteria.</li> </ol>
--

AYP for LEP subgroup includes only students enrolled as of 5/1/05.

Safe Harbor Targets of 47.5% or above are not printed.

LEP Subgroups with fewer than 45 students are not reported. Safe harbor only applies to subgroups. In order for safe harbor to apply, a subgroup must decrease by 10% the percentage of scores that did not meet state standards from the previous year plus meet the other indicators (attendance rate for non-high school districts, graduation rate for high school districts, and attendance and graduation rates for unit school districts) for the subgroup. Safe harbor allows school districts an alternate method to meet subgroup minimum targets on achievement.



# ANNUAL MEASURABLE ACHIEVEMENT OBJECTIVES

Is this district meeting Annual Measurable Achievement Objectives (AMAO)?	Yes
Is this district meeting English Proficiency target?	Yes
Is this district meeting Progress in English target?	Yes
Is this district meeting AYP for LEP?	Yes

English Language Proficiency Test: ACCESS for ELLs™

Minimum Target:

English Proficiency Targets	English Progress Targets	AYP - Participation Rate		AYP - Percent Meeting/Exceeding		AYP - Other Indicators	
		Reading	Mathematics	Reading	Mathematics	Attendances	Graduations
10.0	85.0	95.0	95.0	47.5	47.5	89.0	69.0

	Criterion 1 - Proficiency			Criterion 2 - Progress		
	Total Number of Students Tested	Number Making Proficient	Percent Making Proficient	Total Number of Students Tested	Number Making Progress	Percent Making Progress
AMAO Performance	148	31	20.9	67	62	92.5

Criterion 3 - Adequate Yearly Progress (AYP for LEP subgroup)											
Percent Tested on State Tests				Percent Meeting/Exceeding Standards						Other Indicators (When Safe Harbor Applied)	
Reading		Mathematics		Reading			Mathematics				
%	Met AYP	%	Met AYP	%	Safe Harbor Target	Met AYP	%	Safe Harbor Target	Met AYP	Attendance Rate	Graduation Rate
100.0	Yes	100.0	Yes	81.8		Yes	66.7		Yes	95.0	

Proficiency and Progress calculations are performed only if there are at least 30 students. Proficiency and progress with fewer than 30 students are not reported. A 95% confidence interval has been applied.

Three Conditions Are Required For Making Adequate Yearly Progress (AYP)
1. At least 95.0% tested for Reading and Mathematics for the LEP Subgroup. If the current year's participation rates are less than 95%, the participation rate for AYP will be considered sufficient if the average of the current year and the preceding year is at least 95%, or if the average of the current year and the two preceding years is at least 95%. Only actual participation rates are printed. If the participation rate printed is less than 95% but 'Met AYP' is 'Yes', it means the 95% condition was met by averaging.
2. At least 47.5% Meeting/Exceeding Standards for reading and mathematics for the LEP subgroup; for LEP subgroup under the 47.5% Meeting/Exceeding requirement, a 95% confidence interval has been applied; or meet Safe Harbor requirements.
3. At least 89.0% Attendance Rate for elementary school districts or at least 69.0% Graduation Rate for high school districts. Unit districts must meet both criteria.

AYP for LEP subgroup includes only students enrolled as of 5/1/05.

Safe Harbor Targets of 47.5% or above are not printed.

LEP Subgroups with fewer than 45 students are not reported. Safe harbor only applies to subgroups. In order for safe harbor to apply, a subgroup must decrease by 10% the percentage of scores that did not meet state standards from the previous year plus meet the other indicators (attendance rate for non-high school districts, graduation rate for high school districts, and attendance and graduation rates for unit school districts) for the subgroup. Safe harbor allows school districts an alternate method to meet subgroup minimum targets on achievement.



# ANNUAL MEASURABLE ACHIEVEMENT OBJECTIVES

Is this district meeting Annual Measurable Achievement Objectives (AMAO)?	No
Is this district meeting English Proficiency target?	No
Is this district meeting Progress in English target?	
Is this district meeting AYP for LEP?	

English Language Proficiency Test: ACCESS for ELLs™

Minimum Target:

English Proficiency Targets	English Progress Targets	AYP - Participation Rate		AYP - Percent Meeting/Exceeding		AYP - Other Indicators	
		Reading	Mathematics	Reading	Mathematics	Attendances	Graduations
10.0	85.0	95.0	95.0	47.5	47.5	89.0	69.0

	Criterion 1 - Proficiency			Criterion 2 - Progress		
	Total Number of Students Tested	Number Making Proficient	Percent Making Proficient	Total Number of Students Tested	Number Making Progress	Percent Making Progress
AMAO Performance	55	1	1.8	24		

Criterion 3 - Adequate Yearly Progress (AYP for LEP subgroup)											
Percent Tested on State Tests				Percent Meeting/Exceeding Standards						Other Indicators (When Safe Harbor Applied)	
Reading		Mathematics		Reading			Mathematics				
%	Met AYP	%	Met AYP	%	Safe Harbor Target	Met AYP	%	Safe Harbor Target	Met AYP	Attendance Rate	Graduation Rate
										96.8	

Proficiency and Progress calculations are performed only if there are at least 30 students. Proficiency and progress with fewer than 30 students are not reported. A 95% confidence interval has been applied.

<p>Three Conditions Are Required For Making Adequate Yearly Progress (AYP)</p> <p>1. At least 95.0% tested for Reading and Mathematics for the LEP Subgroup. If the current year's participation rates are less than 95%, the participation rate for AYP will be considered sufficient if the average of the current year and the preceding year is at least 95%, or if the average of the current year and the two preceding years is at least 95%. Only actual participation rates are printed. If the participation rate printed is less than 95% but 'Met AYP' is 'Yes', it means the 95% condition was met by averaging.</p> <p>2. At least 47.5% Meeting/Exceeding Standards for reading and mathematics for the LEP subgroup; for LEP subgroup under the 47.5% Meeting/Exceeding requirement, a 95% confidence interval has been applied; or meet Safe Harbor requirements.</p> <p>3. At least 89.0% Attendance Rate for elementary school districts or at least 69.0% Graduation Rate for high school districts. Unit districts must meet both criteria.</p>
--

AYP for LEP subgroup includes only students enrolled as of 5/1/05.

Safe Harbor Targets of 47.5% or above are not printed.

LEP Subgroups with fewer than 45 students are not reported. Safe harbor only applies to subgroups. In order for safe harbor to apply, a subgroup must decrease by 10% the percentage of scores that did not meet state standards from the previous year plus meet the other indicators (attendance rate for non-high school districts, graduation rate for high school districts, and attendance and graduation rates for unit school districts) for the subgroup. Safe harbor allows school districts an alternate method to meet subgroup minimum targets on achievement.



# ANNUAL MEASURABLE ACHIEVEMENT OBJECTIVES

Is this district meeting Annual Measurable Achievement Objectives (AMAO)?	No
Is this district meeting English Proficiency target?	No
Is this district meeting Progress in English target?	No
Is this district meeting AYP for LEP?	Yes

English Language Proficiency Test: ACCESS for ELLs™

Minimum Target:

English Proficiency Targets	English Progress Targets	AYP - Participation Rate		AYP - Percent Meeting/Exceeding		AYP - Other Indicators	
		Reading	Mathematics	Reading	Mathematics	Attendances	Graduations
10.0	85.0	95.0	95.0	47.5	47.5	89.0	69.0

	Criterion 1 - Proficiency			Criterion 2 - Progress		
	Total Number of Students Tested	Number Making Proficient	Percent Making Proficient	Total Number of Students Tested	Number Making Progress	Percent Making Progress
AMAO Performance	154	6	3.9	44	27	61.4

Criterion 3 - Adequate Yearly Progress (AYP for LEP subgroup)											
Percent Tested on State Tests				Percent Meeting/Exceeding Standards						Other Indicators (When Safe Harbor Applied)	
Reading		Mathematics		Reading			Mathematics				
%	Met AYP	%	Met AYP	%	Safe Harbor Target	Met AYP	%	Safe Harbor Target	Met AYP	Attendance Rate	Graduation Rate
100.0	Yes	100.0	Yes							94.5	

Proficiency and Progress calculations are performed only if there are at least 30 students. Proficiency and progress with fewer than 30 students are not reported. A 95% confidence interval has been applied.

Three Conditions Are Required For Making Adequate Yearly Progress (AYP)

1. At least 95.0% tested for Reading and Mathematics for the LEP Subgroup. If the current year's participation rates are less than 95%, the participation rate for AYP will be considered sufficient if the average of the current year and the preceding year is at least 95%, or if the average of the current year and the two preceding years is at least 95%. Only actual participation rates are printed. If the participation rate printed is less than 95% but 'Met AYP' is 'Yes', it means the 95% condition was met by averaging.
2. At least 47.5% Meeting/Exceeding Standards for reading and mathematics for the LEP subgroup; for LEP subgroup under the 47.5% Meeting/Exceeding requirement, a 95% confidence interval has been applied; or meet Safe Harbor requirements.
3. At least 89.0% Attendance Rate for elementary school districts or at least 69.0% Graduation Rate for high school districts. Unit districts must meet both criteria.

AYP for LEP subgroup includes only students enrolled as of 5/1/05.

Safe Harbor Targets of 47.5% or above are not printed.

LEP Subgroups with fewer than 45 students are not reported. Safe harbor only applies to subgroups. In order for safe harbor to apply, a subgroup must decrease by 10% the percentage of scores that did not meet state standards from the previous year plus meet the other indicators (attendance rate for non-high school districts, graduation rate for high school districts, and attendance and graduation rates for unit school districts) for the subgroup. Safe harbor allows school districts an alternate method to meet subgroup minimum targets on achievement.



# ANNUAL MEASURABLE ACHIEVEMENT OBJECTIVES

Is this district meeting Annual Measurable Achievement Objectives (AMAO)?	Yes
Is this district meeting English Proficiency target?	Yes
Is this district meeting Progress in English target?	
Is this district meeting AYP for LEP?	

English Language Proficiency Test: ACCESS for ELLs™

Minimum Target:

English Proficiency Targets	English Progress Targets	AYP - Participation Rate		AYP - Percent Meeting/Exceeding		AYP - Other Indicators	
		Reading	Mathematics	Reading	Mathematics	Attendances	Graduations
10.0	85.0	95.0	95.0	47.5	47.5	89.0	69.0

	Criterion 1 - Proficiency			Criterion 2 - Progress		
	Total Number of Students Tested	Number Making Proficient	Percent Making Proficient	Total Number of Students Tested	Number Making Progress	Percent Making Progress
AMAO Performance	43	8	18.6	6		

Criterion 3 - Adequate Yearly Progress (AYP for LEP subgroup)											
Percent Tested on State Tests				Percent Meeting/Exceeding Standards						Other Indicators (When Safe Harbor Applied)	
Reading		Mathematics		Reading			Mathematics				
%	Met AYP	%	Met AYP	%	Safe Harbor Target	Met AYP	%	Safe Harbor Target	Met AYP	Attendance Rate	Graduation Rate
										95.6	

Proficiency and Progress calculations are performed only if there are at least 30 students. Proficiency and progress with fewer than 30 students are not reported. A 95% confidence interval has been applied.

<p>Three Conditions Are Required For Making Adequate Yearly Progress (AYP)</p> <ol style="list-style-type: none"> <li>At least 95.0% tested for Reading and Mathematics for the LEP Subgroup. If the current year's participation rates are less than 95%, the participation rate for AYP will be considered sufficient if the average of the current year and the preceding year is at least 95%, or if the average of the current year and the two preceding years is at least 95%. Only actual participation rates are printed. If the participation rate printed is less than 95% but 'Met AYP' is 'Yes', it means the 95% condition was met by averaging.</li> <li>At least 47.5% Meeting/Exceeding Standards for reading and mathematics for the LEP subgroup; for LEP subgroup under the 47.5% Meeting/Exceeding requirement, a 95% confidence interval has been applied; or meet Safe Harbor requirements.</li> <li>At least 89.0% Attendance Rate for elementary school districts or at least 69.0% Graduation Rate for high school districts. Unit districts must meet both criteria.</li> </ol>
--

AYP for LEP subgroup includes only students enrolled as of 5/1/05.

Safe Harbor Targets of 47.5% or above are not printed.

LEP Subgroups with fewer than 45 students are not reported. Safe harbor only applies to subgroups. In order for safe harbor to apply, a subgroup must decrease by 10% the percentage of scores that did not meet state standards from the previous year plus meet the other indicators (attendance rate for non-high school districts, graduation rate for high school districts, and attendance and graduation rates for unit school districts) for the subgroup. Safe harbor allows school districts an alternate method to meet subgroup minimum targets on achievement.



# ANNUAL MEASURABLE ACHIEVEMENT OBJECTIVES

Is this district meeting Annual Measurable Achievement Objectives (AMAO)?	No
Is this district meeting English Proficiency target?	Yes
Is this district meeting Progress in English target?	Yes
Is this district meeting AYP for LEP?	No

English Language Proficiency Test: ACCESS for ELLs™

Minimum Target:

English Proficiency Targets	English Progress Targets	AYP - Participation Rate		AYP - Percent Meeting/Exceeding		AYP - Other Indicators	
		Reading	Mathematics	Reading	Mathematics	Attendances	Graduations
10.0	85.0	95.0	95.0	47.5	47.5	89.0	69.0

	Criterion 1 - Proficiency			Criterion 2 - Progress		
	Total Number of Students Tested	Number Making Proficient	Percent Making Proficient	Total Number of Students Tested	Number Making Progress	Percent Making Progress
AMAO Performance	362	45	12.4	152	134	88.2

Criterion 3 - Adequate Yearly Progress (AYP for LEP subgroup)											
Percent Tested on State Tests				Percent Meeting/Exceeding Standards						Other Indicators (When Safe Harbor Applied)	
Reading		Mathematics		Reading			Mathematics				
%	Met AYP	%	Met AYP	%	Safe Harbor Target	Met AYP	%	Safe Harbor Target	Met AYP	Attendance Rate	Graduation Rate
95.7	Yes	95.7	Yes	41.3		Yes	10.9	24.3	No		29.7

Proficiency and Progress calculations are performed only if there are at least 30 students. Proficiency and progress with fewer than 30 students are not reported. A 95% confidence interval has been applied.


Three Conditions Are Required For Making Adequate Yearly Progress (AYP)

1. At least 95.0% tested for Reading and Mathematics for the LEP Subgroup. If the current year's participation rates are less than 95%, the participation rate for AYP will be considered sufficient if the average of the current year and the preceding year is at least 95%, or if the average of the current year and the two preceding years is at least 95%. Only actual participation rates are printed. If the participation rate printed is less than 95% but 'Met AYP' is 'Yes', it means the 95% condition was met by averaging.
2. At least 47.5% Meeting/Exceeding Standards for reading and mathematics for the LEP subgroup; for LEP subgroup under the 47.5% Meeting/Exceeding requirement, a 95% confidence interval has been applied; or meet Safe Harbor requirements.
3. At least 89.0% Attendance Rate for elementary school districts or at least 69.0% Graduation Rate for high school districts. Unit districts must meet both criteria.

AYP for LEP subgroup includes only students enrolled as of 5/1/05.

Safe Harbor Targets of 47.5% or above are not printed.

LEP Subgroups with fewer than 45 students are not reported. Safe harbor only applies to subgroups. In order for safe harbor to apply, a subgroup must decrease by 10% the percentage of scores that did not meet state standards from the previous year plus meet the other indicators (attendance rate for non-high school districts, graduation rate for high school districts, and attendance and graduation rates for unit school districts) for the subgroup. Safe harbor allows school districts an alternate method to meet subgroup minimum targets on achievement.



# ANNUAL MEASURABLE ACHIEVEMENT OBJECTIVES

Is this district meeting Annual Measurable Achievement Objectives (AMAO)?	Yes
Is this district meeting English Proficiency target?	Yes
Is this district meeting Progress in English target?	
Is this district meeting AYP for LEP?	

English Language Proficiency Test: ACCESS for ELLs™

Minimum Target:

English Proficiency Targets	English Progress Targets	AYP - Participation Rate		AYP - Percent Meeting/Exceeding		AYP - Other Indicators	
		Reading	Mathematics	Reading	Mathematics	Attendances	Graduations
10.0	85.0	95.0	95.0	47.5	47.5	89.0	69.0

	Criterion 1 - Proficiency			Criterion 2 - Progress		
	Total Number of Students Tested	Number Making Proficient	Percent Making Proficient	Total Number of Students Tested	Number Making Progress	Percent Making Progress
AMAO Performance	43	20	46.5	25		

Criterion 3 - Adequate Yearly Progress (AYP for LEP subgroup)											
Percent Tested on State Tests				Percent Meeting/Exceeding Standards						Other Indicators (When Safe Harbor Applied)	
Reading		Mathematics		Reading			Mathematics				
%	Met AYP	%	Met AYP	%	Safe Harbor Target	Met AYP	%	Safe Harbor Target	Met AYP	Attendance Rate	Graduation Rate
											84.6

Proficiency and Progress calculations are performed only if there are at least 30 students. Proficiency and progress with fewer than 30 students are not reported. A 95% confidence interval has been applied.

<p>Three Conditions Are Required For Making Adequate Yearly Progress (AYP)</p> <p>1. At least 95.0% tested for Reading and Mathematics for the LEP Subgroup. If the current year's participation rates are less than 95%, the participation rate for AYP will be considered sufficient if the average of the current year and the preceding year is at least 95%, or if the average of the current year and the two preceding years is at least 95%. Only actual participation rates are printed. If the participation rate printed is less than 95% but 'Met AYP' is 'Yes', it means the 95% condition was met by averaging.</p> <p>2. At least 47.5% Meeting/Exceeding Standards for reading and mathematics for the LEP subgroup; for LEP subgroup under the 47.5% Meeting/Exceeding requirement, a 95% confidence interval has been applied; or meet Safe Harbor requirements.</p> <p>3. At least 89.0% Attendance Rate for elementary school districts or at least 69.0% Graduation Rate for high school districts. Unit districts must meet both criteria.</p>
--

AYP for LEP subgroup includes only students enrolled as of 5/1/05.

Safe Harbor Targets of 47.5% or above are not printed.

LEP Subgroups with fewer than 45 students are not reported. Safe harbor only applies to subgroups. In order for safe harbor to apply, a subgroup must decrease by 10% the percentage of scores that did not meet state standards from the previous year plus meet the other indicators (attendance rate for non-high school districts, graduation rate for high school districts, and attendance and graduation rates for unit school districts) for the subgroup. Safe harbor allows school districts an alternate method to meet subgroup minimum targets on achievement.



# ANNUAL MEASURABLE ACHIEVEMENT OBJECTIVES

Is this district meeting Annual Measurable Achievement Objectives (AMAO)?	No
Is this district meeting English Proficiency target?	Yes
Is this district meeting Progress in English target?	No
Is this district meeting AYP for LEP?	

English Language Proficiency Test: ACCESS for ELLs™

Minimum Target:

English Proficiency Targets	English Progress Targets	AYP - Participation Rate		AYP - Percent Meeting/Exceeding		AYP - Other Indicators	
		Reading	Mathematics	Reading	Mathematics	Attendances	Graduations
10.0	85.0	95.0	95.0	47.5	47.5	89.0	69.0

	Criterion 1 - Proficiency			Criterion 2 - Progress		
	Total Number of Students Tested	Number Making Proficient	Percent Making Proficient	Total Number of Students Tested	Number Making Progress	Percent Making Progress
AMAO Performance	65	16	24.6	36	25	69.4

Criterion 3 - Adequate Yearly Progress (AYP for LEP subgroup)											
Percent Tested on State Tests				Percent Meeting/Exceeding Standards						Other Indicators (When Safe Harbor Applied)	
Reading		Mathematics		Reading			Mathematics				
%	Met AYP	%	Met AYP	%	Safe Harbor Target	Met AYP	%	Safe Harbor Target	Met AYP	Attendance Rate	Graduation Rate
											90.0

Proficiency and Progress calculations are performed only if there are at least 30 students. Proficiency and progress with fewer than 30 students are not reported. A 95% confidence interval has been applied.

<p>Three Conditions Are Required For Making Adequate Yearly Progress (AYP)</p> <ol style="list-style-type: none"> <li>At least 95.0% tested for Reading and Mathematics for the LEP Subgroup. If the current year's participation rates are less than 95%, the participation rate for AYP will be considered sufficient if the average of the current year and the preceding year is at least 95%, or if the average of the current year and the two preceding years is at least 95%. Only actual participation rates are printed. If the participation rate printed is less than 95% but 'Met AYP' is 'Yes', it means the 95% condition was met by averaging.</li> <li>At least 47.5% Meeting/Exceeding Standards for reading and mathematics for the LEP subgroup; for LEP subgroup under the 47.5% Meeting/Exceeding requirement, a 95% confidence interval has been applied; or meet Safe Harbor requirements.</li> <li>At least 89.0% Attendance Rate for elementary school districts or at least 69.0% Graduation Rate for high school districts. Unit districts must meet both criteria.</li> </ol>
--

AYP for LEP subgroup includes only students enrolled as of 5/1/05.

Safe Harbor Targets of 47.5% or above are not printed.

LEP Subgroups with fewer than 45 students are not reported. Safe harbor only applies to subgroups. In order for safe harbor to apply, a subgroup must decrease by 10% the percentage of scores that did not meet state standards from the previous year plus meet the other indicators (attendance rate for non-high school districts, graduation rate for high school districts, and attendance and graduation rates for unit school districts) for the subgroup. Safe harbor allows school districts an alternate method to meet subgroup minimum targets on achievement.



# ANNUAL MEASURABLE ACHIEVEMENT OBJECTIVES

Is this district meeting Annual Measurable Achievement Objectives (AMAO)?	No
Is this district meeting English Proficiency target?	No
Is this district meeting Progress in English target?	Yes
Is this district meeting AYP for LEP?	

English Language Proficiency Test: ACCESS for ELLs™

Minimum Target:

English Proficiency Targets	English Progress Targets	AYP - Participation Rate		AYP - Percent Meeting/Exceeding		AYP - Other Indicators	
		Reading	Mathematics	Reading	Mathematics	Attendances	Graduations
10.0	85.0	95.0	95.0	47.5	47.5	89.0	69.0

	Criterion 1 - Proficiency			Criterion 2 - Progress		
	Total Number of Students Tested	Number Making Proficient	Percent Making Proficient	Total Number of Students Tested	Number Making Progress	Percent Making Progress
AMAO Performance	63	2	3.2	37	29	78.4

Criterion 3 - Adequate Yearly Progress (AYP for LEP subgroup)											
Percent Tested on State Tests				Percent Meeting/Exceeding Standards						Other Indicators (When Safe Harbor Applied)	
Reading		Mathematics		Reading			Mathematics				
%	Met AYP	%	Met AYP	%	Safe Harbor Target	Met AYP	%	Safe Harbor Target	Met AYP	Attendance Rate	Graduation Rate
											100.0


Proficiency and Progress calculations are performed only if there are at least 30 students. Proficiency and progress with fewer than 30 students are not reported. A 95% confidence interval has been applied.

<p>Three Conditions Are Required For Making Adequate Yearly Progress (AYP)</p> <ol style="list-style-type: none"> <li>At least 95.0% tested for Reading and Mathematics for the LEP Subgroup. If the current year's participation rates are less than 95%, the participation rate for AYP will be considered sufficient if the average of the current year and the preceding year is at least 95%, or if the average of the current year and the two preceding years is at least 95%. Only actual participation rates are printed. If the participation rate printed is less than 95% but 'Met AYP' is 'Yes', it means the 95% condition was met by averaging.</li> <li>At least 47.5% Meeting/Exceeding Standards for reading and mathematics for the LEP subgroup; for LEP subgroup under the 47.5% Meeting/Exceeding requirement, a 95% confidence interval has been applied; or meet Safe Harbor requirements.</li> <li>At least 89.0% Attendance Rate for elementary school districts or at least 69.0% Graduation Rate for high school districts. Unit districts must meet both criteria.</li> </ol>
--

AYP for LEP subgroup includes only students enrolled as of 5/1/05.

Safe Harbor Targets of 47.5% or above are not printed.

LEP Subgroups with fewer than 45 students are not reported. Safe harbor only applies to subgroups. In order for safe harbor to apply, a subgroup must decrease by 10% the percentage of scores that did not meet state standards from the previous year plus meet the other indicators (attendance rate for non-high school districts, graduation rate for high school districts, and attendance and graduation rates for unit school districts) for the subgroup. Safe harbor allows school districts an alternate method to meet subgroup minimum targets on achievement.



# ANNUAL MEASURABLE ACHIEVEMENT OBJECTIVES

Is this district meeting Annual Measurable Achievement Objectives (AMAO)?	No
Is this district meeting English Proficiency target?	Yes
Is this district meeting Progress in English target?	Yes
Is this district meeting AYP for LEP?	No

English Language Proficiency Test: ACCESS for ELLs™

Minimum Target:

English Proficiency Targets	English Progress Targets	AYP - Participation Rate		AYP - Percent Meeting/Exceeding		AYP - Other Indicators	
		Reading	Mathematics	Reading	Mathematics	Attendances	Graduations
10.0	85.0	95.0	95.0	47.5	47.5	89.0	69.0

	Criterion 1 - Proficiency			Criterion 2 - Progress		
	Total Number of Students Tested	Number Making Proficient	Percent Making Proficient	Total Number of Students Tested	Number Making Progress	Percent Making Progress
AMAO Performance	199	70	35.2	145	136	93.8

Criterion 3 - Adequate Yearly Progress (AYP for LEP subgroup)											
Percent Tested on State Tests				Percent Meeting/Exceeding Standards						Other Indicators (When Safe Harbor Applied)	
Reading		Mathematics		Reading			Mathematics				
%	Met AYP	%	Met AYP	%	Safe Harbor Target	Met AYP	%	Safe Harbor Target	Met AYP	Attendance Rate	Graduation Rate
99.0	Yes	99.0	Yes	49.6		Yes	34.8	42.6	No		49.2

Proficiency and Progress calculations are performed only if there are at least 30 students. Proficiency and progress with fewer than 30 students are not reported. A 95% confidence interval has been applied.

<p>Three Conditions Are Required For Making Adequate Yearly Progress (AYP)</p> <ol style="list-style-type: none"> <li>At least 95.0% tested for Reading and Mathematics for the LEP Subgroup. If the current year's participation rates are less than 95%, the participation rate for AYP will be considered sufficient if the average of the current year and the preceding year is at least 95%, or if the average of the current year and the two preceding years is at least 95%. Only actual participation rates are printed. If the participation rate printed is less than 95% but 'Met AYP' is 'Yes', it means the 95% condition was met by averaging.</li> <li>At least 47.5% Meeting/Exceeding Standards for reading and mathematics for the LEP subgroup; for LEP subgroup under the 47.5% Meeting/Exceeding requirement, a 95% confidence interval has been applied; or meet Safe Harbor requirements.</li> <li>At least 89.0% Attendance Rate for elementary school districts or at least 69.0% Graduation Rate for high school districts. Unit districts must meet both criteria.</li> </ol>
--

AYP for LEP subgroup includes only students enrolled as of 5/1/05.

Safe Harbor Targets of 47.5% or above are not printed.

LEP Subgroups with fewer than 45 students are not reported. Safe harbor only applies to subgroups. In order for safe harbor to apply, a subgroup must decrease by 10% the percentage of scores that did not meet state standards from the previous year plus meet the other indicators (attendance rate for non-high school districts, graduation rate for high school districts, and attendance and graduation rates for unit school districts) for the subgroup. Safe harbor allows school districts an alternate method to meet subgroup minimum targets on achievement.



# ANNUAL MEASURABLE ACHIEVEMENT OBJECTIVES

Is this district meeting Annual Measurable Achievement Objectives (AMAO)?	Yes
Is this district meeting English Proficiency target?	Yes
Is this district meeting Progress in English target?	
Is this district meeting AYP for LEP?	

English Language Proficiency Test: ACCESS for ELLs™

Minimum Target:

English Proficiency Targets	English Progress Targets	AYP - Participation Rate		AYP - Percent Meeting/Exceeding		AYP - Other Indicators	
		Reading	Mathematics	Reading	Mathematics	Attendances	Graduations
10.0	85.0	95.0	95.0	47.5	47.5	89.0	69.0

	Criterion 1 - Proficiency			Criterion 2 - Progress		
	Total Number of Students Tested	Number Making Proficient	Percent Making Proficient	Total Number of Students Tested	Number Making Progress	Percent Making Progress
AMAO Performance	41	16	39.0			

Criterion 3 - Adequate Yearly Progress (AYP for LEP subgroup)											
Percent Tested on State Tests				Percent Meeting/Exceeding Standards						Other Indicators (When Safe Harbor Applied)	
Reading		Mathematics		Reading			Mathematics				
%	Met AYP	%	Met AYP	%	Safe Harbor Target	Met AYP	%	Safe Harbor Target	Met AYP	Attendance Rate	Graduation Rate
											100.0

Proficiency and Progress calculations are performed only if there are at least 30 students. Proficiency and progress with fewer than 30 students are not reported. A 95% confidence interval has been applied.

<p>Three Conditions Are Required For Making Adequate Yearly Progress (AYP)</p> <p>1. At least 95.0% tested for Reading and Mathematics for the LEP Subgroup. If the current year's participation rates are less than 95%, the participation rate for AYP will be considered sufficient if the average of the current year and the preceding year is at least 95%, or if the average of the current year and the two preceding years is at least 95%. Only actual participation rates are printed. If the participation rate printed is less than 95% but 'Met AYP' is 'Yes', it means the 95% condition was met by averaging.</p> <p>2. At least 47.5% Meeting/Exceeding Standards for reading and mathematics for the LEP subgroup; for LEP subgroup under the 47.5% Meeting/Exceeding requirement, a 95% confidence interval has been applied; or meet Safe Harbor requirements.</p> <p>3. At least 89.0% Attendance Rate for elementary school districts or at least 69.0% Graduation Rate for high school districts. Unit districts must meet both criteria.</p>
--

AYP for LEP subgroup includes only students enrolled as of 5/1/05.

Safe Harbor Targets of 47.5% or above are not printed.

LEP Subgroups with fewer than 45 students are not reported. Safe harbor only applies to subgroups. In order for safe harbor to apply, a subgroup must decrease by 10% the percentage of scores that did not meet state standards from the previous year plus meet the other indicators (attendance rate for non-high school districts, graduation rate for high school districts, and attendance and graduation rates for unit school districts) for the subgroup. Safe harbor allows school districts an alternate method to meet subgroup minimum targets on achievement.



# ANNUAL MEASURABLE ACHIEVEMENT OBJECTIVES

Is this district meeting Annual Measurable Achievement Objectives (AMAO)?	No
Is this district meeting English Proficiency target?	Yes
Is this district meeting Progress in English target?	Yes
Is this district meeting AYP for LEP?	No

English Language Proficiency Test: ACCESS for ELLs™

Minimum Target:

English Proficiency Targets	English Progress Targets	AYP - Participation Rate		AYP - Percent Meeting/Exceeding		AYP - Other Indicators	
		Reading	Mathematics	Reading	Mathematics	Attendances	Graduations
10.0	85.0	95.0	95.0	47.5	47.5	89.0	69.0

	Criterion 1 - Proficiency			Criterion 2 - Progress		
	Total Number of Students Tested	Number Making Proficient	Percent Making Proficient	Total Number of Students Tested	Number Making Progress	Percent Making Progress
AMAO Performance	170	21	12.4	139	114	82.0

Criterion 3 - Adequate Yearly Progress (AYP for LEP subgroup)											
Percent Tested on State Tests				Percent Meeting/Exceeding Standards						Other Indicators (When Safe Harbor Applied)	
Reading		Mathematics		Reading			Mathematics				
%	Met AYP	%	Met AYP	%	Safe Harbor Target	Met AYP	%	Safe Harbor Target	Met AYP	Attendance Rate	Graduation Rate
84.4	No	84.4	No								

Proficiency and Progress calculations are performed only if there are at least 30 students. Proficiency and progress with fewer than 30 students are not reported. A 95% confidence interval has been applied.

Three Conditions Are Required For Making Adequate Yearly Progress (AYP)

1. At least 95.0% tested for Reading and Mathematics for the LEP Subgroup. If the current year's participation rates are less than 95%, the participation rate for AYP will be considered sufficient if the average of the current year and the preceding year is at least 95%, or if the average of the current year and the two preceding years is at least 95%. Only actual participation rates are printed. If the participation rate printed is less than 95% but 'Met AYP' is 'Yes', it means the 95% condition was met by averaging.
2. At least 47.5% Meeting/Exceeding Standards for reading and mathematics for the LEP subgroup; for LEP subgroup under the 47.5% Meeting/Exceeding requirement, a 95% confidence interval has been applied; or meet Safe Harbor requirements.
3. At least 89.0% Attendance Rate for elementary school districts or at least 69.0% Graduation Rate for high school districts. Unit districts must meet both criteria.

AYP for LEP subgroup includes only students enrolled as of 5/1/05.

Safe Harbor Targets of 47.5% or above are not printed.

LEP Subgroups with fewer than 45 students are not reported. Safe harbor only applies to subgroups. In order for safe harbor to apply, a subgroup must decrease by 10% the percentage of scores that did not meet state standards from the previous year plus meet the other indicators (attendance rate for non-high school districts, graduation rate for high school districts, and attendance and graduation rates for unit school districts) for the subgroup. Safe harbor allows school districts an alternate method to meet subgroup minimum targets on achievement.



# ANNUAL MEASURABLE ACHIEVEMENT OBJECTIVES

Is this district meeting Annual Measurable Achievement Objectives (AMAO)?	No
Is this district meeting English Proficiency target?	
Is this district meeting Progress in English target?	
Is this district meeting AYP for LEP?	No

English Language Proficiency Test: ACCESS for ELLs™

Minimum Target:

English Proficiency Targets	English Progress Targets	AYP - Participation Rate		AYP - Percent Meeting/Exceeding		AYP - Other Indicators	
		Reading	Mathematics	Reading	Mathematics	Attendances	Graduations
10.0	85.0	95.0	95.0	47.5	47.5	89.0	69.0

	Criterion 1 - Proficiency			Criterion 2 - Progress		
	Total Number of Students Tested	Number Making Proficient	Percent Making Proficient	Total Number of Students Tested	Number Making Progress	Percent Making Progress
AMAO Performance	18			2		

Criterion 3 - Adequate Yearly Progress (AYP for LEP subgroup)											
Percent Tested on State Tests				Percent Meeting/Exceeding Standards						Other Indicators (When Safe Harbor Applied)	
Reading		Mathematics		Reading			Mathematics				
%	Met AYP	%	Met AYP	%	Safe Harbor Target	Met AYP	%	Safe Harbor Target	Met AYP	Attendance Rate	Graduation Rate
91.9	Yes	91.9	Yes	61.6		Yes	37.5		No		88.0

Proficiency and Progress calculations are performed only if there are at least 30 students. Proficiency and progress with fewer than 30 students are not reported. A 95% confidence interval has been applied.

Three Conditions Are Required For Making Adequate Yearly Progress (AYP)
1. At least 95.0% tested for Reading and Mathematics for the LEP Subgroup. If the current year's participation rates are less than 95%, the participation rate for AYP will be considered sufficient if the average of the current year and the preceding year is at least 95%, or if the average of the current year and the two preceding years is at least 95%. Only actual participation rates are printed. If the participation rate printed is less than 95% but 'Met AYP' is 'Yes', it means the 95% condition was met by averaging.
2. At least 47.5% Meeting/Exceeding Standards for reading and mathematics for the LEP subgroup; for LEP subgroup under the 47.5% Meeting/Exceeding requirement, a 95% confidence interval has been applied; or meet Safe Harbor requirements.
3. At least 89.0% Attendance Rate for elementary school districts or at least 69.0% Graduation Rate for high school districts. Unit districts must meet both criteria.

AYP for LEP subgroup includes only students enrolled as of 5/1/05.

Safe Harbor Targets of 47.5% or above are not printed.

LEP Subgroups with fewer than 45 students are not reported. Safe harbor only applies to subgroups. In order for safe harbor to apply, a subgroup must decrease by 10% the percentage of scores that did not meet state standards from the previous year plus meet the other indicators (attendance rate for non-high school districts, graduation rate for high school districts, and attendance and graduation rates for unit school districts) for the subgroup. Safe harbor allows school districts an alternate method to meet subgroup minimum targets on achievement.



# ANNUAL MEASURABLE ACHIEVEMENT OBJECTIVES

Is this district meeting Annual Measurable Achievement Objectives (AMAO)?	No
Is this district meeting English Proficiency target?	Yes
Is this district meeting Progress in English target?	Yes
Is this district meeting AYP for LEP?	No

English Language Proficiency Test: ACCESS for ELLs™

Minimum Target:

English Proficiency Targets	English Progress Targets	AYP - Participation Rate		AYP - Percent Meeting/Exceeding		AYP - Other Indicators	
		Reading	Mathematics	Reading	Mathematics	Attendances	Graduations
10.0	85.0	95.0	95.0	47.5	47.5	89.0	69.0

	Criterion 1 - Proficiency			Criterion 2 - Progress		
	Total Number of Students Tested	Number Making Proficient	Percent Making Proficient	Total Number of Students Tested	Number Making Progress	Percent Making Progress
AMAO Performance	236	47	19.9	117	108	92.3

Criterion 3 - Adequate Yearly Progress (AYP for LEP subgroup)											
Percent Tested on State Tests				Percent Meeting/Exceeding Standards						Other Indicators (When Safe Harbor Applied)	
Reading		Mathematics		Reading			Mathematics				
%	Met AYP	%	Met AYP	%	Safe Harbor Target	Met AYP	%	Safe Harbor Target	Met AYP	Attendance Rate	Graduation Rate
100.0	Yes	100.0	Yes	57.8		Yes	34.4		No		68.8

Proficiency and Progress calculations are performed only if there are at least 30 students. Proficiency and progress with fewer than 30 students are not reported. A 95% confidence interval has been applied.

<p>Three Conditions Are Required For Making Adequate Yearly Progress (AYP)</p> <p>1. At least 95.0% tested for Reading and Mathematics for the LEP Subgroup. If the current year's participation rates are less than 95%, the participation rate for AYP will be considered sufficient if the average of the current year and the preceding year is at least 95%, or if the average of the current year and the two preceding years is at least 95%. Only actual participation rates are printed. If the participation rate printed is less than 95% but 'Met AYP' is 'Yes', it means the 95% condition was met by averaging.</p> <p>2. At least 47.5% Meeting/Exceeding Standards for reading and mathematics for the LEP subgroup; for LEP subgroup under the 47.5% Meeting/Exceeding requirement, a 95% confidence interval has been applied; or meet Safe Harbor requirements.</p> <p>3. At least 89.0% Attendance Rate for elementary school districts or at least 69.0% Graduation Rate for high school districts. Unit districts must meet both criteria.</p>
--

AYP for LEP subgroup includes only students enrolled as of 5/1/05.

Safe Harbor Targets of 47.5% or above are not printed.

LEP Subgroups with fewer than 45 students are not reported. Safe harbor only applies to subgroups. In order for safe harbor to apply, a subgroup must decrease by 10% the percentage of scores that did not meet state standards from the previous year plus meet the other indicators (attendance rate for non-high school districts, graduation rate for high school districts, and attendance and graduation rates for unit school districts) for the subgroup. Safe harbor allows school districts an alternate method to meet subgroup minimum targets on achievement.



# ANNUAL MEASURABLE ACHIEVEMENT OBJECTIVES

Is this district meeting Annual Measurable Achievement Objectives (AMAO)?	No
Is this district meeting English Proficiency target?	Yes
Is this district meeting Progress in English target?	Yes
Is this district meeting AYP for LEP?	No

English Language Proficiency Test: ACCESS for ELLs™

Minimum Target:

English Proficiency Targets	English Progress Targets	AYP - Participation Rate		AYP - Percent Meeting/Exceeding		AYP - Other Indicators	
		Reading	Mathematics	Reading	Mathematics	Attendances	Graduations
10.0	85.0	95.0	95.0	47.5	47.5	89.0	69.0

	Criterion 1 - Proficiency			Criterion 2 - Progress		
	Total Number of Students Tested	Number Making Proficient	Percent Making Proficient	Total Number of Students Tested	Number Making Progress	Percent Making Progress
AMAO Performance	102	28	27.5	44	35	79.5

Criterion 3 - Adequate Yearly Progress (AYP for LEP subgroup)											
Percent Tested on State Tests				Percent Meeting/Exceeding Standards						Other Indicators (When Safe Harbor Applied)	
Reading		Mathematics		Reading			Mathematics				
%	Met AYP	%	Met AYP	%	Safe Harbor Target	Met AYP	%	Safe Harbor Target	Met AYP	Attendance Rate	Graduation Rate
100.0	Yes	100.0	Yes	73.6		Yes	37.6	43.1	No		89.4

Proficiency and Progress calculations are performed only if there are at least 30 students. Proficiency and progress with fewer than 30 students are not reported. A 95% confidence interval has been applied.

<p>Three Conditions Are Required For Making Adequate Yearly Progress (AYP)</p> <p>1. At least 95.0% tested for Reading and Mathematics for the LEP Subgroup. If the current year's participation rates are less than 95%, the participation rate for AYP will be considered sufficient if the average of the current year and the preceding year is at least 95%, or if the average of the current year and the two preceding years is at least 95%. Only actual participation rates are printed. If the participation rate printed is less than 95% but 'Met AYP' is 'Yes', it means the 95% condition was met by averaging.</p> <p>2. At least 47.5% Meeting/Exceeding Standards for reading and mathematics for the LEP subgroup; for LEP subgroup under the 47.5% Meeting/Exceeding requirement, a 95% confidence interval has been applied; or meet Safe Harbor requirements.</p> <p>3. At least 89.0% Attendance Rate for elementary school districts or at least 69.0% Graduation Rate for high school districts. Unit districts must meet both criteria.</p>
--

AYP for LEP subgroup includes only students enrolled as of 5/1/05.

Safe Harbor Targets of 47.5% or above are not printed.

LEP Subgroups with fewer than 45 students are not reported. Safe harbor only applies to subgroups. In order for safe harbor to apply, a subgroup must decrease by 10% the percentage of scores that did not meet state standards from the previous year plus meet the other indicators (attendance rate for non-high school districts, graduation rate for high school districts, and attendance and graduation rates for unit school districts) for the subgroup. Safe harbor allows school districts an alternate method to meet subgroup minimum targets on achievement.



# ANNUAL MEASURABLE ACHIEVEMENT OBJECTIVES

Is this district meeting Annual Measurable Achievement Objectives (AMAO)?	Yes
Is this district meeting English Proficiency target?	Yes
Is this district meeting Progress in English target?	Yes
Is this district meeting AYP for LEP?	

English Language Proficiency Test: ACCESS for ELLs™

Minimum Target:

English Proficiency Targets	English Progress Targets	AYP - Participation Rate		AYP - Percent Meeting/Exceeding		AYP - Other Indicators	
		Reading	Mathematics	Reading	Mathematics	Attendances	Graduations
10.0	85.0	95.0	95.0	47.5	47.5	89.0	69.0

	Criterion 1 - Proficiency			Criterion 2 - Progress		
	Total Number of Students Tested	Number Making Proficient	Percent Making Proficient	Total Number of Students Tested	Number Making Progress	Percent Making Progress
AMAO Performance	125	28	22.4	84	67	79.8

Criterion 3 - Adequate Yearly Progress (AYP for LEP subgroup)											
Percent Tested on State Tests				Percent Meeting/Exceeding Standards						Other Indicators (When Safe Harbor Applied)	
Reading		Mathematics		Reading			Mathematics				
%	Met AYP	%	Met AYP	%	Safe Harbor Target	Met AYP	%	Safe Harbor Target	Met AYP	Attendance Rate	Graduation Rate
											92.3

Proficiency and Progress calculations are performed only if there are at least 30 students. Proficiency and progress with fewer than 30 students are not reported. A 95% confidence interval has been applied.

Three Conditions Are Required For Making Adequate Yearly Progress (AYP)
1. At least 95.0% tested for Reading and Mathematics for the LEP Subgroup. If the current year's participation rates are less than 95%, the participation rate for AYP will be considered sufficient if the average of the current year and the preceding year is at least 95%, or if the average of the current year and the two preceding years is at least 95%. Only actual participation rates are printed. If the participation rate printed is less than 95% but 'Met AYP' is 'Yes', it means the 95% condition was met by averaging.
2. At least 47.5% Meeting/Exceeding Standards for reading and mathematics for the LEP subgroup; for LEP subgroup under the 47.5% Meeting/Exceeding requirement, a 95% confidence interval has been applied; or meet Safe Harbor requirements.
3. At least 89.0% Attendance Rate for elementary school districts or at least 69.0% Graduation Rate for high school districts. Unit districts must meet both criteria.

AYP for LEP subgroup includes only students enrolled as of 5/1/05.

Safe Harbor Targets of 47.5% or above are not printed.

LEP Subgroups with fewer than 45 students are not reported. Safe harbor only applies to subgroups. In order for safe harbor to apply, a subgroup must decrease by 10% the percentage of scores that did not meet state standards from the previous year plus meet the other indicators (attendance rate for non-high school districts, graduation rate for high school districts, and attendance and graduation rates for unit school districts) for the subgroup. Safe harbor allows school districts an alternate method to meet subgroup minimum targets on achievement.



# ANNUAL MEASURABLE ACHIEVEMENT OBJECTIVES

Is this district meeting Annual Measurable Achievement Objectives (AMAO)?	No
Is this district meeting English Proficiency target?	Yes
Is this district meeting Progress in English target?	No
Is this district meeting AYP for LEP?	No

English Language Proficiency Test: ACCESS for ELLs™

Minimum Target:

English Proficiency Targets	English Progress Targets	AYP - Participation Rate		AYP - Percent Meeting/Exceeding		AYP - Other Indicators	
		Reading	Mathematics	Reading	Mathematics	Attendances	Graduations
10.0	85.0	95.0	95.0	47.5	47.5	89.0	69.0

	Criterion 1 - Proficiency			Criterion 2 - Progress		
	Total Number of Students Tested	Number Making Proficient	Percent Making Proficient	Total Number of Students Tested	Number Making Progress	Percent Making Progress
AMAO Performance	96	13	13.5	65	47	72.3

Criterion 3 - Adequate Yearly Progress (AYP for LEP subgroup)											
Percent Tested on State Tests				Percent Meeting/Exceeding Standards						Other Indicators (When Safe Harbor Applied)	
Reading		Mathematics		Reading			Mathematics				
%	Met AYP	%	Met AYP	%	Safe Harbor Target	Met AYP	%	Safe Harbor Target	Met AYP	Attendance Rate	Graduation Rate
98.6	Yes	98.6	Yes	31.3	39.6	No	28.1	25.4	Yes		86.7

Proficiency and Progress calculations are performed only if there are at least 30 students. Proficiency and progress with fewer than 30 students are not reported. A 95% confidence interval has been applied.

<p>Three Conditions Are Required For Making Adequate Yearly Progress (AYP)</p> <p>1. At least 95.0% tested for Reading and Mathematics for the LEP Subgroup. If the current year's participation rates are less than 95%, the participation rate for AYP will be considered sufficient if the average of the current year and the preceding year is at least 95%, or if the average of the current year and the two preceding years is at least 95%. Only actual participation rates are printed. If the participation rate printed is less than 95% but 'Met AYP' is 'Yes', it means the 95% condition was met by averaging.</p> <p>2. At least 47.5% Meeting/Exceeding Standards for reading and mathematics for the LEP subgroup; for LEP subgroup under the 47.5% Meeting/Exceeding requirement, a 95% confidence interval has been applied; or meet Safe Harbor requirements.</p> <p>3. At least 89.0% Attendance Rate for elementary school districts or at least 69.0% Graduation Rate for high school districts. Unit districts must meet both criteria.</p>
--

AYP for LEP subgroup includes only students enrolled as of 5/1/05.

Safe Harbor Targets of 47.5% or above are not printed.

LEP Subgroups with fewer than 45 students are not reported. Safe harbor only applies to subgroups. In order for safe harbor to apply, a subgroup must decrease by 10% the percentage of scores that did not meet state standards from the previous year plus meet the other indicators (attendance rate for non-high school districts, graduation rate for high school districts, and attendance and graduation rates for unit school districts) for the subgroup. Safe harbor allows school districts an alternate method to meet subgroup minimum targets on achievement.



# ANNUAL MEASURABLE ACHIEVEMENT OBJECTIVES

Is this district meeting Annual Measurable Achievement Objectives (AMAO)?	No
Is this district meeting English Proficiency target?	Yes
Is this district meeting Progress in English target?	No
Is this district meeting AYP for LEP?	Yes

English Language Proficiency Test: ACCESS for ELLs™

Minimum Target:

English Proficiency Targets	English Progress Targets	AYP - Participation Rate		AYP - Percent Meeting/Exceeding		AYP - Other Indicators	
		Reading	Mathematics	Reading	Mathematics	Attendances	Graduations
10.0	85.0	95.0	95.0	47.5	47.5	89.0	69.0

	Criterion 1 - Proficiency			Criterion 2 - Progress		
	Total Number of Students Tested	Number Making Proficient	Percent Making Proficient	Total Number of Students Tested	Number Making Progress	Percent Making Progress
AMAO Performance	196	53	27.0	115	43	37.4

Criterion 3 - Adequate Yearly Progress (AYP for LEP subgroup)											
Percent Tested on State Tests				Percent Meeting/Exceeding Standards						Other Indicators (When Safe Harbor Applied)	
Reading		Mathematics		Reading			Mathematics				
%	Met AYP	%	Met AYP	%	Safe Harbor Target	Met AYP	%	Safe Harbor Target	Met AYP	Attendance Rate	Graduation Rate
100.0	Yes	100.0	Yes								100.0

Proficiency and Progress calculations are performed only if there are at least 30 students. Proficiency and progress with fewer than 30 students are not reported. A 95% confidence interval has been applied.

Three Conditions Are Required For Making Adequate Yearly Progress (AYP)

- At least 95.0% tested for Reading and Mathematics for the LEP Subgroup. If the current year's participation rates are less than 95%, the participation rate for AYP will be considered sufficient if the average of the current year and the preceding year is at least 95%, or if the average of the current year and the two preceding years is at least 95%. Only actual participation rates are printed. If the participation rate printed is less than 95% but 'Met AYP' is 'Yes', it means the 95% condition was met by averaging.
- At least 47.5% Meeting/Exceeding Standards for reading and mathematics for the LEP subgroup; for LEP subgroup under the 47.5% Meeting/Exceeding requirement, a 95% confidence interval has been applied; or meet Safe Harbor requirements.
- At least 89.0% Attendance Rate for elementary school districts or at least 69.0% Graduation Rate for high school districts. Unit districts must meet both criteria.

AYP for LEP subgroup includes only students enrolled as of 5/1/05.

Safe Harbor Targets of 47.5% or above are not printed.

LEP Subgroups with fewer than 45 students are not reported. Safe harbor only applies to subgroups. In order for safe harbor to apply, a subgroup must decrease by 10% the percentage of scores that did not meet state standards from the previous year plus meet the other indicators (attendance rate for non-high school districts, graduation rate for high school districts, and attendance and graduation rates for unit school districts) for the subgroup. Safe harbor allows school districts an alternate method to meet subgroup minimum targets on achievement.



# ANNUAL MEASURABLE ACHIEVEMENT OBJECTIVES

Is this district meeting Annual Measurable Achievement Objectives (AMAO)?	Yes
Is this district meeting English Proficiency target?	Yes
Is this district meeting Progress in English target?	Yes
Is this district meeting AYP for LEP?	

English Language Proficiency Test: ACCESS for ELLs™

Minimum Target:

English Proficiency Targets	English Progress Targets	AYP - Participation Rate		AYP - Percent Meeting/Exceeding		AYP - Other Indicators	
		Reading	Mathematics	Reading	Mathematics	Attendances	Graduations
10.0	85.0	95.0	95.0	47.5	47.5	89.0	69.0

	Criterion 1 - Proficiency			Criterion 2 - Progress		
	Total Number of Students Tested	Number Making Proficient	Percent Making Proficient	Total Number of Students Tested	Number Making Progress	Percent Making Progress
AMAO Performance	157	74	47.1	82	76	92.7

Criterion 3 - Adequate Yearly Progress (AYP for LEP subgroup)											
Percent Tested on State Tests				Percent Meeting/Exceeding Standards						Other Indicators (When Safe Harbor Applied)	
Reading		Mathematics		Reading			Mathematics				
%	Met AYP	%	Met AYP	%	Safe Harbor Target	Met AYP	%	Safe Harbor Target	Met AYP	Attendance Rate	Graduation Rate
											90.0

Proficiency and Progress calculations are performed only if there are at least 30 students. Proficiency and progress with fewer than 30 students are not reported. A 95% confidence interval has been applied.

<p>Three Conditions Are Required For Making Adequate Yearly Progress (AYP)</p> <ol style="list-style-type: none"> <li>At least 95.0% tested for Reading and Mathematics for the LEP Subgroup. If the current year's participation rates are less than 95%, the participation rate for AYP will be considered sufficient if the average of the current year and the preceding year is at least 95%, or if the average of the current year and the two preceding years is at least 95%. Only actual participation rates are printed. If the participation rate printed is less than 95% but 'Met AYP' is 'Yes', it means the 95% condition was met by averaging.</li> <li>At least 47.5% Meeting/Exceeding Standards for reading and mathematics for the LEP subgroup; for LEP subgroup under the 47.5% Meeting/Exceeding requirement, a 95% confidence interval has been applied; or meet Safe Harbor requirements.</li> <li>At least 89.0% Attendance Rate for elementary school districts or at least 69.0% Graduation Rate for high school districts. Unit districts must meet both criteria.</li> </ol>
--

AYP for LEP subgroup includes only students enrolled as of 5/1/05.

Safe Harbor Targets of 47.5% or above are not printed.

LEP Subgroups with fewer than 45 students are not reported. Safe harbor only applies to subgroups. In order for safe harbor to apply, a subgroup must decrease by 10% the percentage of scores that did not meet state standards from the previous year plus meet the other indicators (attendance rate for non-high school districts, graduation rate for high school districts, and attendance and graduation rates for unit school districts) for the subgroup. Safe harbor allows school districts an alternate method to meet subgroup minimum targets on achievement.



# ANNUAL MEASURABLE ACHIEVEMENT OBJECTIVES

Is this district meeting Annual Measurable Achievement Objectives (AMAO)?	No
Is this district meeting English Proficiency target?	No
Is this district meeting Progress in English target?	
Is this district meeting AYP for LEP?	

English Language Proficiency Test: ACCESS for ELLs™

Minimum Target:

English Proficiency Targets	English Progress Targets	AYP - Participation Rate		AYP - Percent Meeting/Exceeding		AYP - Other Indicators	
		Reading	Mathematics	Reading	Mathematics	Attendances	Graduations
10.0	85.0	95.0	95.0	47.5	47.5	89.0	69.0

	Criterion 1 - Proficiency			Criterion 2 - Progress		
	Total Number of Students Tested	Number Making Proficient	Percent Making Proficient	Total Number of Students Tested	Number Making Progress	Percent Making Progress
AMAO Performance	39	0	0.0	21		

Criterion 3 - Adequate Yearly Progress (AYP for LEP subgroup)											
Percent Tested on State Tests				Percent Meeting/Exceeding Standards						Other Indicators (When Safe Harbor Applied)	
Reading		Mathematics		Reading			Mathematics				
%	Met AYP	%	Met AYP	%	Safe Harbor Target	Met AYP	%	Safe Harbor Target	Met AYP	Attendance Rate	Graduation Rate

Proficiency and Progress calculations are performed only if there are at least 30 students. Proficiency and progress with fewer than 30 students are not reported. A 95% confidence interval has been applied.

Three Conditions Are Required For Making Adequate Yearly Progress (AYP)

- At least 95.0% tested for Reading and Mathematics for the LEP Subgroup. If the current year's participation rates are less than 95%, the participation rate for AYP will be considered sufficient if the average of the current year and the preceding year is at least 95%, or if the average of the current year and the two preceding years is at least 95%. Only actual participation rates are printed. If the participation rate printed is less than 95% but 'Met AYP' is 'Yes', it means the 95% condition was met by averaging.
- At least 47.5% Meeting/Exceeding Standards for reading and mathematics for the LEP subgroup; for LEP subgroup under the 47.5% Meeting/Exceeding requirement, a 95% confidence interval has been applied; or meet Safe Harbor requirements.
- At least 89.0% Attendance Rate for elementary school districts or at least 69.0% Graduation Rate for high school districts. Unit districts must meet both criteria.

AYP for LEP subgroup includes only students enrolled as of 5/1/05.

Safe Harbor Targets of 47.5% or above are not printed.

LEP Subgroups with fewer than 45 students are not reported. Safe harbor only applies to subgroups. In order for safe harbor to apply, a subgroup must decrease by 10% the percentage of scores that did not meet state standards from the previous year plus meet the other indicators (attendance rate for non-high school districts, graduation rate for high school districts, and attendance and graduation rates for unit school districts) for the subgroup. Safe harbor allows school districts an alternate method to meet subgroup minimum targets on achievement.



# ANNUAL MEASURABLE ACHIEVEMENT OBJECTIVES

Is this district meeting Annual Measurable Achievement Objectives (AMAO)?	Yes
Is this district meeting English Proficiency target?	Yes
Is this district meeting Progress in English target?	Yes
Is this district meeting AYP for LEP?	

English Language Proficiency Test: ACCESS for ELLs™

Minimum Target:

English Proficiency Targets	English Progress Targets	AYP - Participation Rate		AYP - Percent Meeting/Exceeding		AYP - Other Indicators	
		Reading	Mathematics	Reading	Mathematics	Attendances	Graduations
10.0	85.0	95.0	95.0	47.5	47.5	89.0	69.0

	Criterion 1 - Proficiency			Criterion 2 - Progress		
	Total Number of Students Tested	Number Making Proficient	Percent Making Proficient	Total Number of Students Tested	Number Making Progress	Percent Making Progress
AMAO Performance	122	33	27.0	62	57	91.9

Criterion 3 - Adequate Yearly Progress (AYP for LEP subgroup)											
Percent Tested on State Tests				Percent Meeting/Exceeding Standards						Other Indicators (When Safe Harbor Applied)	
Reading		Mathematics		Reading			Mathematics				
%	Met AYP	%	Met AYP	%	Safe Harbor Target	Met AYP	%	Safe Harbor Target	Met AYP	Attendance Rate	Graduation Rate
											93.3

Proficiency and Progress calculations are performed only if there are at least 30 students. Proficiency and progress with fewer than 30 students are not reported. A 95% confidence interval has been applied.

Three Conditions Are Required For Making Adequate Yearly Progress (AYP)

- At least 95.0% tested for Reading and Mathematics for the LEP Subgroup. If the current year's participation rates are less than 95%, the participation rate for AYP will be considered sufficient if the average of the current year and the preceding year is at least 95%, or if the average of the current year and the two preceding years is at least 95%. Only actual participation rates are printed. If the participation rate printed is less than 95% but 'Met AYP' is 'Yes', it means the 95% condition was met by averaging.
- At least 47.5% Meeting/Exceeding Standards for reading and mathematics for the LEP subgroup; for LEP subgroup under the 47.5% Meeting/Exceeding requirement, a 95% confidence interval has been applied; or meet Safe Harbor requirements.
- At least 89.0% Attendance Rate for elementary school districts or at least 69.0% Graduation Rate for high school districts. Unit districts must meet both criteria.

AYP for LEP subgroup includes only students enrolled as of 5/1/05.

Safe Harbor Targets of 47.5% or above are not printed.

LEP Subgroups with fewer than 45 students are not reported. Safe harbor only applies to subgroups. In order for safe harbor to apply, a subgroup must decrease by 10% the percentage of scores that did not meet state standards from the previous year plus meet the other indicators (attendance rate for non-high school districts, graduation rate for high school districts, and attendance and graduation rates for unit school districts) for the subgroup. Safe harbor allows school districts an alternate method to meet subgroup minimum targets on achievement.



# ANNUAL MEASURABLE ACHIEVEMENT OBJECTIVES

Is this district meeting Annual Measurable Achievement Objectives (AMAO)?	Yes
Is this district meeting English Proficiency target?	Yes
Is this district meeting Progress in English target?	
Is this district meeting AYP for LEP?	

English Language Proficiency Test: ACCESS for ELLs™

Minimum Target:

English Proficiency Targets	English Progress Targets	AYP - Participation Rate		AYP - Percent Meeting/Exceeding		AYP - Other Indicators	
		Reading	Mathematics	Reading	Mathematics	Attendances	Graduations
10.0	85.0	95.0	95.0	47.5	47.5	89.0	69.0

	Criterion 1 - Proficiency			Criterion 2 - Progress		
	Total Number of Students Tested	Number Making Proficient	Percent Making Proficient	Total Number of Students Tested	Number Making Progress	Percent Making Progress
AMAO Performance	50	9	18.0	20		

Criterion 3 - Adequate Yearly Progress (AYP for LEP subgroup)											
Percent Tested on State Tests				Percent Meeting/Exceeding Standards						Other Indicators (When Safe Harbor Applied)	
Reading		Mathematics		Reading			Mathematics				
%	Met AYP	%	Met AYP	%	Safe Harbor Target	Met AYP	%	Safe Harbor Target	Met AYP	Attendance Rate	Graduation Rate
											61.5

Proficiency and Progress calculations are performed only if there are at least 30 students. Proficiency and progress with fewer than 30 students are not reported. A 95% confidence interval has been applied.

<p>Three Conditions Are Required For Making Adequate Yearly Progress (AYP)</p> <ol style="list-style-type: none"> <li>At least 95.0% tested for Reading and Mathematics for the LEP Subgroup. If the current year's participation rates are less than 95%, the participation rate for AYP will be considered sufficient if the average of the current year and the preceding year is at least 95%, or if the average of the current year and the two preceding years is at least 95%. Only actual participation rates are printed. If the participation rate printed is less than 95% but 'Met AYP' is 'Yes', it means the 95% condition was met by averaging.</li> <li>At least 47.5% Meeting/Exceeding Standards for reading and mathematics for the LEP subgroup; for LEP subgroup under the 47.5% Meeting/Exceeding requirement, a 95% confidence interval has been applied; or meet Safe Harbor requirements.</li> <li>At least 89.0% Attendance Rate for elementary school districts or at least 69.0% Graduation Rate for high school districts. Unit districts must meet both criteria.</li> </ol>
--

AYP for LEP subgroup includes only students enrolled as of 5/1/05.

Safe Harbor Targets of 47.5% or above are not printed.

LEP Subgroups with fewer than 45 students are not reported. Safe harbor only applies to subgroups. In order for safe harbor to apply, a subgroup must decrease by 10% the percentage of scores that did not meet state standards from the previous year plus meet the other indicators (attendance rate for non-high school districts, graduation rate for high school districts, and attendance and graduation rates for unit school districts) for the subgroup. Safe harbor allows school districts an alternate method to meet subgroup minimum targets on achievement.



# ANNUAL MEASURABLE ACHIEVEMENT OBJECTIVES

Is this district meeting Annual Measurable Achievement Objectives (AMAO)?	Yes
Is this district meeting English Proficiency target?	Yes
Is this district meeting Progress in English target?	Yes
Is this district meeting AYP for LEP?	Yes

English Language Proficiency Test: ACCESS for ELLs™

Minimum Target:

English Proficiency Targets	English Progress Targets	AYP - Participation Rate		AYP - Percent Meeting/Exceeding		AYP - Other Indicators	
		Reading	Mathematics	Reading	Mathematics	Attendances	Graduations
10.0	85.0	95.0	95.0	47.5	47.5	89.0	69.0

	Criterion 1 - Proficiency			Criterion 2 - Progress		
	Total Number of Students Tested	Number Making Proficient	Percent Making Proficient	Total Number of Students Tested	Number Making Progress	Percent Making Progress
AMAO Performance	184	33	17.9	87	76	87.4

Criterion 3 - Adequate Yearly Progress (AYP for LEP subgroup)											
Percent Tested on State Tests				Percent Meeting/Exceeding Standards						Other Indicators (When Safe Harbor Applied)	
Reading		Mathematics		Reading			Mathematics				
%	Met AYP	%	Met AYP	%	Safe Harbor Target	Met AYP	%	Safe Harbor Target	Met AYP	Attendance Rate	Graduation Rate
100.0	Yes	100.0	Yes								100.0

Proficiency and Progress calculations are performed only if there are at least 30 students. Proficiency and progress with fewer than 30 students are not reported. A 95% confidence interval has been applied.

Three Conditions Are Required For Making Adequate Yearly Progress (AYP)
1. At least 95.0% tested for Reading and Mathematics for the LEP Subgroup. If the current year's participation rates are less than 95%, the participation rate for AYP will be considered sufficient if the average of the current year and the preceding year is at least 95%, or if the average of the current year and the two preceding years is at least 95%. Only actual participation rates are printed. If the participation rate printed is less than 95% but 'Met AYP' is 'Yes', it means the 95% condition was met by averaging.
2. At least 47.5% Meeting/Exceeding Standards for reading and mathematics for the LEP subgroup; for LEP subgroup under the 47.5% Meeting/Exceeding requirement, a 95% confidence interval has been applied; or meet Safe Harbor requirements.
3. At least 89.0% Attendance Rate for elementary school districts or at least 69.0% Graduation Rate for high school districts. Unit districts must meet both criteria.

AYP for LEP subgroup includes only students enrolled as of 5/1/05.

Safe Harbor Targets of 47.5% or above are not printed.

LEP Subgroups with fewer than 45 students are not reported. Safe harbor only applies to subgroups. In order for safe harbor to apply, a subgroup must decrease by 10% the percentage of scores that did not meet state standards from the previous year plus meet the other indicators (attendance rate for non-high school districts, graduation rate for high school districts, and attendance and graduation rates for unit school districts) for the subgroup. Safe harbor allows school districts an alternate method to meet subgroup minimum targets on achievement.



# ANNUAL MEASURABLE ACHIEVEMENT OBJECTIVES

Is this district meeting Annual Measurable Achievement Objectives (AMAO)?	
Is this district meeting English Proficiency target?	
Is this district meeting Progress in English target?	
Is this district meeting AYP for LEP?	

English Language Proficiency Test: ACCESS for ELLs™

Minimum Target:

English Proficiency Targets	English Progress Targets	AYP - Participation Rate		AYP - Percent Meeting/Exceeding		AYP - Other Indicators	
		Reading	Mathematics	Reading	Mathematics	Attendances	Graduations
10.0	85.0	95.0	95.0	47.5	47.5	89.0	69.0

	Criterion 1 - Proficiency			Criterion 2 - Progress		
	Total Number of Students Tested	Number Making Proficient	Percent Making Proficient	Total Number of Students Tested	Number Making Progress	Percent Making Progress
AMAO Performance						

Criterion 3 - Adequate Yearly Progress (AYP for LEP subgroup)											
Percent Tested on State Tests				Percent Meeting/Exceeding Standards						Other Indicators (When Safe Harbor Applied)	
Reading		Mathematics		Reading			Mathematics				
%	Met AYP	%	Met AYP	%	Safe Harbor Target	Met AYP	%	Safe Harbor Target	Met AYP	Attendance Rate	Graduation Rate

Proficiency and Progress calculations are performed only if there are at least 30 students. Proficiency and progress with fewer than 30 students are not reported. A 95% confidence interval has been applied.

Three Conditions Are Required For Making Adequate Yearly Progress (AYP)

- At least 95.0% tested for Reading and Mathematics for the LEP Subgroup. If the current year's participation rates are less than 95%, the participation rate for AYP will be considered sufficient if the average of the current year and the preceding year is at least 95%, or if the average of the current year and the two preceding years is at least 95%. Only actual participation rates are printed. If the participation rate printed is less than 95% but 'Met AYP' is 'Yes', it means the 95% condition was met by averaging.
- At least 47.5% Meeting/Exceeding Standards for reading and mathematics for the LEP subgroup; for LEP subgroup under the 47.5% Meeting/Exceeding requirement, a 95% confidence interval has been applied; or meet Safe Harbor requirements.
- At least 89.0% Attendance Rate for elementary school districts or at least 69.0% Graduation Rate for high school districts. Unit districts must meet both criteria.

AYP for LEP subgroup includes only students enrolled as of 5/1/05.

Safe Harbor Targets of 47.5% or above are not printed.

LEP Subgroups with fewer than 45 students are not reported. Safe harbor only applies to subgroups. In order for safe harbor to apply, a subgroup must decrease by 10% the percentage of scores that did not meet state standards from the previous year plus meet the other indicators (attendance rate for non-high school districts, graduation rate for high school districts, and attendance and graduation rates for unit school districts) for the subgroup. Safe harbor allows school districts an alternate method to meet subgroup minimum targets on achievement.



# ANNUAL MEASURABLE ACHIEVEMENT OBJECTIVES

Is this district meeting Annual Measurable Achievement Objectives (AMAO)?	No
Is this district meeting English Proficiency target?	Yes
Is this district meeting Progress in English target?	No
Is this district meeting AYP for LEP?	Yes

English Language Proficiency Test: ACCESS for ELLs™

Minimum Target:

English Proficiency Targets	English Progress Targets	AYP - Participation Rate		AYP - Percent Meeting/Exceeding		AYP - Other Indicators	
		Reading	Mathematics	Reading	Mathematics	Attendances	Graduations
10.0	85.0	95.0	95.0	47.5	47.5	89.0	69.0

	Criterion 1 - Proficiency			Criterion 2 - Progress		
	Total Number of Students Tested	Number Making Proficient	Percent Making Proficient	Total Number of Students Tested	Number Making Progress	Percent Making Progress
AMAO Performance	48128	8039	16.7	36042	27393	76.0

Criterion 3 - Adequate Yearly Progress (AYP for LEP subgroup)											
Percent Tested on State Tests				Percent Meeting/Exceeding Standards						Other Indicators (When Safe Harbor Applied)	
Reading		Mathematics		Reading			Mathematics				
%	Met AYP	%	Met AYP	%	Safe Harbor Target	Met AYP	%	Safe Harbor Target	Met AYP	Attendance Rate	Graduation Rate
100.0	Yes	100.0	Yes	60.9		Yes	58.9		Yes		45.6

Proficiency and Progress calculations are performed only if there are at least 30 students. Proficiency and progress with fewer than 30 students are not reported. A 95% confidence interval has been applied.

Three Conditions Are Required For Making Adequate Yearly Progress (AYP)
1. At least 95.0% tested for Reading and Mathematics for the LEP Subgroup. If the current year's participation rates are less than 95%, the participation rate for AYP will be considered sufficient if the average of the current year and the preceding year is at least 95%, or if the average of the current year and the two preceding years is at least 95%. Only actual participation rates are printed. If the participation rate printed is less than 95% but 'Met AYP' is 'Yes', it means the 95% condition was met by averaging.
2. At least 47.5% Meeting/Exceeding Standards for reading and mathematics for the LEP subgroup; for LEP subgroup under the 47.5% Meeting/Exceeding requirement, a 95% confidence interval has been applied; or meet Safe Harbor requirements.
3. At least 89.0% Attendance Rate for elementary school districts or at least 69.0% Graduation Rate for high school districts. Unit districts must meet both criteria.

AYP for LEP subgroup includes only students enrolled as of 5/1/05.

Safe Harbor Targets of 47.5% or above are not printed.

LEP Subgroups with fewer than 45 students are not reported. Safe harbor only applies to subgroups. In order for safe harbor to apply, a subgroup must decrease by 10% the percentage of scores that did not meet state standards from the previous year plus meet the other indicators (attendance rate for non-high school districts, graduation rate for high school districts, and attendance and graduation rates for unit school districts) for the subgroup. Safe harbor allows school districts an alternate method to meet subgroup minimum targets on achievement.



# ANNUAL MEASURABLE ACHIEVEMENT OBJECTIVES

Is this district meeting Annual Measurable Achievement Objectives (AMAO)?	Yes
Is this district meeting English Proficiency target?	Yes
Is this district meeting Progress in English target?	Yes
Is this district meeting AYP for LEP?	

English Language Proficiency Test: ACCESS for ELLs™

Minimum Target:

English Proficiency Targets	English Progress Targets	AYP - Participation Rate		AYP - Percent Meeting/Exceeding		AYP - Other Indicators	
		Reading	Mathematics	Reading	Mathematics	Attendances	Graduations
10.0	85.0	95.0	95.0	47.5	47.5	89.0	69.0

	Criterion 1 - Proficiency			Criterion 2 - Progress		
	Total Number of Students Tested	Number Making Proficient	Percent Making Proficient	Total Number of Students Tested	Number Making Progress	Percent Making Progress
AMAO Performance	77	13	16.9	56	46	82.1

Criterion 3 - Adequate Yearly Progress (AYP for LEP subgroup)											
Percent Tested on State Tests				Percent Meeting/Exceeding Standards						Other Indicators (When Safe Harbor Applied)	
Reading		Mathematics		Reading			Mathematics				
%	Met AYP	%	Met AYP	%	Safe Harbor Target	Met AYP	%	Safe Harbor Target	Met AYP	Attendance Rate	Graduation Rate
											100.0

Proficiency and Progress calculations are performed only if there are at least 30 students. Proficiency and progress with fewer than 30 students are not reported. A 95% confidence interval has been applied.

Three Conditions Are Required For Making Adequate Yearly Progress (AYP)

- At least 95.0% tested for Reading and Mathematics for the LEP Subgroup. If the current year's participation rates are less than 95%, the participation rate for AYP will be considered sufficient if the average of the current year and the preceding year is at least 95%, or if the average of the current year and the two preceding years is at least 95%. Only actual participation rates are printed. If the participation rate printed is less than 95% but 'Met AYP' is 'Yes', it means the 95% condition was met by averaging.
- At least 47.5% Meeting/Exceeding Standards for reading and mathematics for the LEP subgroup; for LEP subgroup under the 47.5% Meeting/Exceeding requirement, a 95% confidence interval has been applied; or meet Safe Harbor requirements.
- At least 89.0% Attendance Rate for elementary school districts or at least 69.0% Graduation Rate for high school districts. Unit districts must meet both criteria.

AYP for LEP subgroup includes only students enrolled as of 5/1/05.

Safe Harbor Targets of 47.5% or above are not printed.

LEP Subgroups with fewer than 45 students are not reported. Safe harbor only applies to subgroups. In order for safe harbor to apply, a subgroup must decrease by 10% the percentage of scores that did not meet state standards from the previous year plus meet the other indicators (attendance rate for non-high school districts, graduation rate for high school districts, and attendance and graduation rates for unit school districts) for the subgroup. Safe harbor allows school districts an alternate method to meet subgroup minimum targets on achievement.



# ANNUAL MEASURABLE ACHIEVEMENT OBJECTIVES

Is this district meeting Annual Measurable Achievement Objectives (AMAO)?	No
Is this district meeting English Proficiency target?	Yes
Is this district meeting Progress in English target?	No
Is this district meeting AYP for LEP?	Yes

English Language Proficiency Test: ACCESS for ELLs™

Minimum Target:

English Proficiency Targets	English Progress Targets	AYP - Participation Rate		AYP - Percent Meeting/Exceeding		AYP - Other Indicators	
		Reading	Mathematics	Reading	Mathematics	Attendances	Graduations
10.0	85.0	95.0	95.0	47.5	47.5	89.0	69.0

	Criterion 1 - Proficiency			Criterion 2 - Progress		
	Total Number of Students Tested	Number Making Proficient	Percent Making Proficient	Total Number of Students Tested	Number Making Progress	Percent Making Progress
AMAO Performance	360	57	15.8	248	199	80.2

Criterion 3 - Adequate Yearly Progress (AYP for LEP subgroup)											
Percent Tested on State Tests				Percent Meeting/Exceeding Standards						Other Indicators (When Safe Harbor Applied)	
Reading		Mathematics		Reading			Mathematics				
%	Met AYP	%	Met AYP	%	Safe Harbor Target	Met AYP	%	Safe Harbor Target	Met AYP	Attendance Rate	Graduation Rate
98.4	Yes	98.4	Yes	58.0		Yes	62.9		Yes		90.9

Proficiency and Progress calculations are performed only if there are at least 30 students. Proficiency and progress with fewer than 30 students are not reported. A 95% confidence interval has been applied.

Three Conditions Are Required For Making Adequate Yearly Progress (AYP)

1. At least 95.0% tested for Reading and Mathematics for the LEP Subgroup. If the current year's participation rates are less than 95%, the participation rate for AYP will be considered sufficient if the average of the current year and the preceding year is at least 95%, or if the average of the current year and the two preceding years is at least 95%. Only actual participation rates are printed. If the participation rate printed is less than 95% but 'Met AYP' is 'Yes', it means the 95% condition was met by averaging.
2. At least 47.5% Meeting/Exceeding Standards for reading and mathematics for the LEP subgroup; for LEP subgroup under the 47.5% Meeting/Exceeding requirement, a 95% confidence interval has been applied; or meet Safe Harbor requirements.
3. At least 89.0% Attendance Rate for elementary school districts or at least 69.0% Graduation Rate for high school districts. Unit districts must meet both criteria.

AYP for LEP subgroup includes only students enrolled as of 5/1/05.

Safe Harbor Targets of 47.5% or above are not printed.

LEP Subgroups with fewer than 45 students are not reported. Safe harbor only applies to subgroups. In order for safe harbor to apply, a subgroup must decrease by 10% the percentage of scores that did not meet state standards from the previous year plus meet the other indicators (attendance rate for non-high school districts, graduation rate for high school districts, and attendance and graduation rates for unit school districts) for the subgroup. Safe harbor allows school districts an alternate method to meet subgroup minimum targets on achievement.



# ANNUAL MEASURABLE ACHIEVEMENT OBJECTIVES

Is this district meeting Annual Measurable Achievement Objectives (AMAO)?	Yes
Is this district meeting English Proficiency target?	Yes
Is this district meeting Progress in English target?	
Is this district meeting AYP for LEP?	

English Language Proficiency Test: ACCESS for ELLs™

Minimum Target:

English Proficiency Targets	English Progress Targets	AYP - Participation Rate		AYP - Percent Meeting/Exceeding		AYP - Other Indicators	
		Reading	Mathematics	Reading	Mathematics	Attendances	Graduations
10.0	85.0	95.0	95.0	47.5	47.5	89.0	69.0

	Criterion 1 - Proficiency			Criterion 2 - Progress		
	Total Number of Students Tested	Number Making Proficient	Percent Making Proficient	Total Number of Students Tested	Number Making Progress	Percent Making Progress
AMAO Performance	59	35	59.3	20		

Criterion 3 - Adequate Yearly Progress (AYP for LEP subgroup)											
Percent Tested on State Tests				Percent Meeting/Exceeding Standards						Other Indicators (When Safe Harbor Applied)	
Reading		Mathematics		Reading			Mathematics				
%	Met AYP	%	Met AYP	%	Safe Harbor Target	Met AYP	%	Safe Harbor Target	Met AYP	Attendance Rate	Graduation Rate

Proficiency and Progress calculations are performed only if there are at least 30 students. Proficiency and progress with fewer than 30 students are not reported. A 95% confidence interval has been applied.

Three Conditions Are Required For Making Adequate Yearly Progress (AYP)
1. At least 95.0% tested for Reading and Mathematics for the LEP Subgroup. If the current year's participation rates are less than 95%, the participation rate for AYP will be considered sufficient if the average of the current year and the preceding year is at least 95%, or if the average of the current year and the two preceding years is at least 95%. Only actual participation rates are printed. If the participation rate printed is less than 95% but 'Met AYP' is 'Yes', it means the 95% condition was met by averaging.
2. At least 47.5% Meeting/Exceeding Standards for reading and mathematics for the LEP subgroup; for LEP subgroup under the 47.5% Meeting/Exceeding requirement, a 95% confidence interval has been applied; or meet Safe Harbor requirements.
3. At least 89.0% Attendance Rate for elementary school districts or at least 69.0% Graduation Rate for high school districts. Unit districts must meet both criteria.

AYP for LEP subgroup includes only students enrolled as of 5/1/05.

Safe Harbor Targets of 47.5% or above are not printed.

LEP Subgroups with fewer than 45 students are not reported. Safe harbor only applies to subgroups. In order for safe harbor to apply, a subgroup must decrease by 10% the percentage of scores that did not meet state standards from the previous year plus meet the other indicators (attendance rate for non-high school districts, graduation rate for high school districts, and attendance and graduation rates for unit school districts) for the subgroup. Safe harbor allows school districts an alternate method to meet subgroup minimum targets on achievement.



# ANNUAL MEASURABLE ACHIEVEMENT OBJECTIVES

Is this district meeting Annual Measurable Achievement Objectives (AMAO)?	Yes
Is this district meeting English Proficiency target?	Yes
Is this district meeting Progress in English target?	Yes
Is this district meeting AYP for LEP?	Yes

English Language Proficiency Test: ACCESS for ELLs™

Minimum Target:

English Proficiency Targets	English Progress Targets	AYP - Participation Rate		AYP - Percent Meeting/Exceeding		AYP - Other Indicators	
		Reading	Mathematics	Reading	Mathematics	Attendances	Graduations
10.0	85.0	95.0	95.0	47.5	47.5	89.0	69.0

	Criterion 1 - Proficiency			Criterion 2 - Progress		
	Total Number of Students Tested	Number Making Proficient	Percent Making Proficient	Total Number of Students Tested	Number Making Progress	Percent Making Progress
AMAO Performance	237	62	26.2	126	106	84.1

Criterion 3 - Adequate Yearly Progress (AYP for LEP subgroup)											
Percent Tested on State Tests				Percent Meeting/Exceeding Standards						Other Indicators (When Safe Harbor Applied)	
Reading		Mathematics		Reading			Mathematics				
%	Met AYP	%	Met AYP	%	Safe Harbor Target	Met AYP	%	Safe Harbor Target	Met AYP	Attendance Rate	Graduation Rate
100.0	Yes	100.0	Yes	67.1		Yes	60.8		Yes		54.5

Proficiency and Progress calculations are performed only if there are at least 30 students. Proficiency and progress with fewer than 30 students are not reported. A 95% confidence interval has been applied.

<p>Three Conditions Are Required For Making Adequate Yearly Progress (AYP)</p> <ol style="list-style-type: none"> <li>1. At least 95.0% tested for Reading and Mathematics for the LEP Subgroup. If the current year's participation rates are less than 95%, the participation rate for AYP will be considered sufficient if the average of the current year and the preceding year is at least 95%, or if the average of the current year and the two preceding years is at least 95%. Only actual participation rates are printed. If the participation rate printed is less than 95% but 'Met AYP' is 'Yes', it means the 95% condition was met by averaging.</li> <li>2. At least 47.5% Meeting/Exceeding Standards for reading and mathematics for the LEP subgroup; for LEP subgroup under the 47.5% Meeting/Exceeding requirement, a 95% confidence interval has been applied; or meet Safe Harbor requirements.</li> <li>3. At least 89.0% Attendance Rate for elementary school districts or at least 69.0% Graduation Rate for high school districts. Unit districts must meet both criteria.</li> </ol>
---

AYP for LEP subgroup includes only students enrolled as of 5/1/05.

Safe Harbor Targets of 47.5% or above are not printed.

LEP Subgroups with fewer than 45 students are not reported. Safe harbor only applies to subgroups. In order for safe harbor to apply, a subgroup must decrease by 10% the percentage of scores that did not meet state standards from the previous year plus meet the other indicators (attendance rate for non-high school districts, graduation rate for high school districts, and attendance and graduation rates for unit school districts) for the subgroup. Safe harbor allows school districts an alternate method to meet subgroup minimum targets on achievement.



# ANNUAL MEASURABLE ACHIEVEMENT OBJECTIVES

Is this district meeting Annual Measurable Achievement Objectives (AMAO)?	Yes
Is this district meeting English Proficiency target?	Yes
Is this district meeting Progress in English target?	Yes
Is this district meeting AYP for LEP?	Yes

English Language Proficiency Test: ACCESS for ELLs™

Minimum Target:

English Proficiency Targets	English Progress Targets	AYP - Participation Rate		AYP - Percent Meeting/Exceeding		AYP - Other Indicators	
		Reading	Mathematics	Reading	Mathematics	Attendances	Graduations
10.0	85.0	95.0	95.0	47.5	47.5	89.0	69.0

	Criterion 1 - Proficiency			Criterion 2 - Progress		
	Total Number of Students Tested	Number Making Proficient	Percent Making Proficient	Total Number of Students Tested	Number Making Progress	Percent Making Progress
AMAO Performance	191	57	29.8	97	84	86.6

Criterion 3 - Adequate Yearly Progress (AYP for LEP subgroup)											
Percent Tested on State Tests				Percent Meeting/Exceeding Standards						Other Indicators (When Safe Harbor Applied)	
Reading		Mathematics		Reading			Mathematics				
%	Met AYP	%	Met AYP	%	Safe Harbor Target	Met AYP	%	Safe Harbor Target	Met AYP	Attendance Rate	Graduation Rate
97.8	Yes	97.8	Yes	70.0		Yes	70.0		Yes		100.0


Proficiency and Progress calculations are performed only if there are at least 30 students. Proficiency and progress with fewer than 30 students are not reported. A 95% confidence interval has been applied.

<p>Three Conditions Are Required For Making Adequate Yearly Progress (AYP)</p> <p>1. At least 95.0% tested for Reading and Mathematics for the LEP Subgroup. If the current year's participation rates are less than 95%, the participation rate for AYP will be considered sufficient if the average of the current year and the preceding year is at least 95%, or if the average of the current year and the two preceding years is at least 95%. Only actual participation rates are printed. If the participation rate printed is less than 95% but 'Met AYP' is 'Yes', it means the 95% condition was met by averaging.</p> <p>2. At least 47.5% Meeting/Exceeding Standards for reading and mathematics for the LEP subgroup; for LEP subgroup under the 47.5% Meeting/Exceeding requirement, a 95% confidence interval has been applied; or meet Safe Harbor requirements.</p> <p>3. At least 89.0% Attendance Rate for elementary school districts or at least 69.0% Graduation Rate for high school districts. Unit districts must meet both criteria.</p>
--

AYP for LEP subgroup includes only students enrolled as of 5/1/05.

Safe Harbor Targets of 47.5% or above are not printed.

LEP Subgroups with fewer than 45 students are not reported. Safe harbor only applies to subgroups. In order for safe harbor to apply, a subgroup must decrease by 10% the percentage of scores that did not meet state standards from the previous year plus meet the other indicators (attendance rate for non-high school districts, graduation rate for high school districts, and attendance and graduation rates for unit school districts) for the subgroup. Safe harbor allows school districts an alternate method to meet subgroup minimum targets on achievement.



# ANNUAL MEASURABLE ACHIEVEMENT OBJECTIVES

Is this district meeting Annual Measurable Achievement Objectives (AMAO)?	Yes
Is this district meeting English Proficiency target?	Yes
Is this district meeting Progress in English target?	Yes
Is this district meeting AYP for LEP?	Yes

English Language Proficiency Test: ACCESS for ELLs™

Minimum Target:

English Proficiency Targets	English Progress Targets	AYP - Participation Rate		AYP - Percent Meeting/Exceeding		AYP - Other Indicators	
		Reading	Mathematics	Reading	Mathematics	Attendances	Graduations
10.0	85.0	95.0	95.0	47.5	47.5	89.0	69.0

	Criterion 1 - Proficiency			Criterion 2 - Progress		
	Total Number of Students Tested	Number Making Proficient	Percent Making Proficient	Total Number of Students Tested	Number Making Progress	Percent Making Progress
AMAO Performance	733	97	13.2	485	399	82.3

Criterion 3 - Adequate Yearly Progress (AYP for LEP subgroup)											
Percent Tested on State Tests				Percent Meeting/Exceeding Standards						Other Indicators (When Safe Harbor Applied)	
Reading		Mathematics		Reading			Mathematics				
%	Met AYP	%	Met AYP	%	Safe Harbor Target	Met AYP	%	Safe Harbor Target	Met AYP	Attendance Rate	Graduation Rate
100.0	Yes	100.0	Yes	53.5		Yes	61.3		Yes	95.0	

Proficiency and Progress calculations are performed only if there are at least 30 students. Proficiency and progress with fewer than 30 students are not reported. A 95% confidence interval has been applied.

<p>Three Conditions Are Required For Making Adequate Yearly Progress (AYP)</p> <ol style="list-style-type: none"> <li>At least 95.0% tested for Reading and Mathematics for the LEP Subgroup. If the current year's participation rates are less than 95%, the participation rate for AYP will be considered sufficient if the average of the current year and the preceding year is at least 95%, or if the average of the current year and the two preceding years is at least 95%. Only actual participation rates are printed. If the participation rate printed is less than 95% but 'Met AYP' is 'Yes', it means the 95% condition was met by averaging.</li> <li>At least 47.5% Meeting/Exceeding Standards for reading and mathematics for the LEP subgroup; for LEP subgroup under the 47.5% Meeting/Exceeding requirement, a 95% confidence interval has been applied; or meet Safe Harbor requirements.</li> <li>At least 89.0% Attendance Rate for elementary school districts or at least 69.0% Graduation Rate for high school districts. Unit districts must meet both criteria.</li> </ol>
--

AYP for LEP subgroup includes only students enrolled as of 5/1/05.

Safe Harbor Targets of 47.5% or above are not printed.

LEP Subgroups with fewer than 45 students are not reported. Safe harbor only applies to subgroups. In order for safe harbor to apply, a subgroup must decrease by 10% the percentage of scores that did not meet state standards from the previous year plus meet the other indicators (attendance rate for non-high school districts, graduation rate for high school districts, and attendance and graduation rates for unit school districts) for the subgroup. Safe harbor allows school districts an alternate method to meet subgroup minimum targets on achievement.



# ANNUAL MEASURABLE ACHIEVEMENT OBJECTIVES

Is this district meeting Annual Measurable Achievement Objectives (AMAO)?	Yes
Is this district meeting English Proficiency target?	Yes
Is this district meeting Progress in English target?	Yes
Is this district meeting AYP for LEP?	Yes

English Language Proficiency Test: ACCESS for ELLs™

Minimum Target:

English Proficiency Targets	English Progress Targets	AYP - Participation Rate		AYP - Percent Meeting/Exceeding		AYP - Other Indicators	
		Reading	Mathematics	Reading	Mathematics	Attendances	Graduations
10.0	85.0	95.0	95.0	47.5	47.5	89.0	69.0

	Criterion 1 - Proficiency			Criterion 2 - Progress		
	Total Number of Students Tested	Number Making Proficient	Percent Making Proficient	Total Number of Students Tested	Number Making Progress	Percent Making Progress
AMAO Performance	717	92	12.8	446	371	83.2

Criterion 3 - Adequate Yearly Progress (AYP for LEP subgroup)											
Percent Tested on State Tests				Percent Meeting/Exceeding Standards						Other Indicators (When Safe Harbor Applied)	
Reading		Mathematics		Reading			Mathematics				
%	Met AYP	%	Met AYP	%	Safe Harbor Target	Met AYP	%	Safe Harbor Target	Met AYP	Attendance Rate	Graduation Rate
100.0	Yes	100.0	Yes	66.4		Yes	67.0		Yes	95.9	

Proficiency and Progress calculations are performed only if there are at least 30 students. Proficiency and progress with fewer than 30 students are not reported. A 95% confidence interval has been applied.

<p>Three Conditions Are Required For Making Adequate Yearly Progress (AYP)</p> <ol style="list-style-type: none"> <li>At least 95.0% tested for Reading and Mathematics for the LEP Subgroup. If the current year's participation rates are less than 95%, the participation rate for AYP will be considered sufficient if the average of the current year and the preceding year is at least 95%, or if the average of the current year and the two preceding years is at least 95%. Only actual participation rates are printed. If the participation rate printed is less than 95% but 'Met AYP' is 'Yes', it means the 95% condition was met by averaging.</li> <li>At least 47.5% Meeting/Exceeding Standards for reading and mathematics for the LEP subgroup; for LEP subgroup under the 47.5% Meeting/Exceeding requirement, a 95% confidence interval has been applied; or meet Safe Harbor requirements.</li> <li>At least 89.0% Attendance Rate for elementary school districts or at least 69.0% Graduation Rate for high school districts. Unit districts must meet both criteria.</li> </ol>
--

AYP for LEP subgroup includes only students enrolled as of 5/1/05.

Safe Harbor Targets of 47.5% or above are not printed.

LEP Subgroups with fewer than 45 students are not reported. Safe harbor only applies to subgroups. In order for safe harbor to apply, a subgroup must decrease by 10% the percentage of scores that did not meet state standards from the previous year plus meet the other indicators (attendance rate for non-high school districts, graduation rate for high school districts, and attendance and graduation rates for unit school districts) for the subgroup. Safe harbor allows school districts an alternate method to meet subgroup minimum targets on achievement.



# ANNUAL MEASURABLE ACHIEVEMENT OBJECTIVES

Is this district meeting Annual Measurable Achievement Objectives (AMAO)?	No
Is this district meeting English Proficiency target?	Yes
Is this district meeting Progress in English target?	No
Is this district meeting AYP for LEP?	Yes

English Language Proficiency Test: ACCESS for ELLs™

Minimum Target:

English Proficiency Targets	English Progress Targets	AYP - Participation Rate		AYP - Percent Meeting/Exceeding		AYP - Other Indicators	
		Reading	Mathematics	Reading	Mathematics	Attendances	Graduations
10.0	85.0	95.0	95.0	47.5	47.5	89.0	69.0

	Criterion 1 - Proficiency			Criterion 2 - Progress		
	Total Number of Students Tested	Number Making Proficient	Percent Making Proficient	Total Number of Students Tested	Number Making Progress	Percent Making Progress
AMAO Performance	195	59	30.3	138	100	72.5

Criterion 3 - Adequate Yearly Progress (AYP for LEP subgroup)											
Percent Tested on State Tests				Percent Meeting/Exceeding Standards						Other Indicators (When Safe Harbor Applied)	
Reading		Mathematics		Reading			Mathematics				
%	Met AYP	%	Met AYP	%	Safe Harbor Target	Met AYP	%	Safe Harbor Target	Met AYP	Attendance Rate	Graduation Rate
98.1	Yes	98.1	Yes	78.0		Yes	80.1		Yes	96.5	

Proficiency and Progress calculations are performed only if there are at least 30 students. Proficiency and progress with fewer than 30 students are not reported. A 95% confidence interval has been applied.

<p>Three Conditions Are Required For Making Adequate Yearly Progress (AYP)</p> <p>1. At least 95.0% tested for Reading and Mathematics for the LEP Subgroup. If the current year's participation rates are less than 95%, the participation rate for AYP will be considered sufficient if the average of the current year and the preceding year is at least 95%, or if the average of the current year and the two preceding years is at least 95%. Only actual participation rates are printed. If the participation rate printed is less than 95% but 'Met AYP' is 'Yes', it means the 95% condition was met by averaging.</p> <p>2. At least 47.5% Meeting/Exceeding Standards for reading and mathematics for the LEP subgroup; for LEP subgroup under the 47.5% Meeting/Exceeding requirement, a 95% confidence interval has been applied; or meet Safe Harbor requirements.</p> <p>3. At least 89.0% Attendance Rate for elementary school districts or at least 69.0% Graduation Rate for high school districts. Unit districts must meet both criteria.</p>
--

AYP for LEP subgroup includes only students enrolled as of 5/1/05.

Safe Harbor Targets of 47.5% or above are not printed.

LEP Subgroups with fewer than 45 students are not reported. Safe harbor only applies to subgroups. In order for safe harbor to apply, a subgroup must decrease by 10% the percentage of scores that did not meet state standards from the previous year plus meet the other indicators (attendance rate for non-high school districts, graduation rate for high school districts, and attendance and graduation rates for unit school districts) for the subgroup. Safe harbor allows school districts an alternate method to meet subgroup minimum targets on achievement.



# ANNUAL MEASURABLE ACHIEVEMENT OBJECTIVES

Is this district meeting Annual Measurable Achievement Objectives (AMAO)?	Yes
Is this district meeting English Proficiency target?	Yes
Is this district meeting Progress in English target?	
Is this district meeting AYP for LEP?	

English Language Proficiency Test: ACCESS for ELLs™

Minimum Target:

English Proficiency Targets	English Progress Targets	AYP - Participation Rate		AYP - Percent Meeting/Exceeding		AYP - Other Indicators	
		Reading	Mathematics	Reading	Mathematics	Attendances	Graduations
10.0	85.0	95.0	95.0	47.5	47.5	89.0	69.0

	Criterion 1 - Proficiency			Criterion 2 - Progress		
	Total Number of Students Tested	Number Making Proficient	Percent Making Proficient	Total Number of Students Tested	Number Making Progress	Percent Making Progress
AMAO Performance	36	14	38.9	14		

Criterion 3 - Adequate Yearly Progress (AYP for LEP subgroup)											
Percent Tested on State Tests				Percent Meeting/Exceeding Standards						Other Indicators (When Safe Harbor Applied)	
Reading		Mathematics		Reading			Mathematics				
%	Met AYP	%	Met AYP	%	Safe Harbor Target	Met AYP	%	Safe Harbor Target	Met AYP	Attendance Rate	Graduation Rate
										95.4	

Proficiency and Progress calculations are performed only if there are at least 30 students. Proficiency and progress with fewer than 30 students are not reported. A 95% confidence interval has been applied.

<p>Three Conditions Are Required For Making Adequate Yearly Progress (AYP)</p> <ol style="list-style-type: none"> <li>At least 95.0% tested for Reading and Mathematics for the LEP Subgroup. If the current year's participation rates are less than 95%, the participation rate for AYP will be considered sufficient if the average of the current year and the preceding year is at least 95%, or if the average of the current year and the two preceding years is at least 95%. Only actual participation rates are printed. If the participation rate printed is less than 95% but 'Met AYP' is 'Yes', it means the 95% condition was met by averaging.</li> <li>At least 47.5% Meeting/Exceeding Standards for reading and mathematics for the LEP subgroup; for LEP subgroup under the 47.5% Meeting/Exceeding requirement, a 95% confidence interval has been applied; or meet Safe Harbor requirements.</li> <li>At least 89.0% Attendance Rate for elementary school districts or at least 69.0% Graduation Rate for high school districts. Unit districts must meet both criteria.</li> </ol>
--

AYP for LEP subgroup includes only students enrolled as of 5/1/05.

Safe Harbor Targets of 47.5% or above are not printed.

LEP Subgroups with fewer than 45 students are not reported. Safe harbor only applies to subgroups. In order for safe harbor to apply, a subgroup must decrease by 10% the percentage of scores that did not meet state standards from the previous year plus meet the other indicators (attendance rate for non-high school districts, graduation rate for high school districts, and attendance and graduation rates for unit school districts) for the subgroup. Safe harbor allows school districts an alternate method to meet subgroup minimum targets on achievement.



# ANNUAL MEASURABLE ACHIEVEMENT OBJECTIVES

Is this district meeting Annual Measurable Achievement Objectives (AMAO)?	Yes
Is this district meeting English Proficiency target?	Yes
Is this district meeting Progress in English target?	
Is this district meeting AYP for LEP?	Yes

English Language Proficiency Test: ACCESS for ELLs™

Minimum Target:

English Proficiency Targets	English Progress Targets	AYP - Participation Rate		AYP - Percent Meeting/Exceeding		AYP - Other Indicators	
		Reading	Mathematics	Reading	Mathematics	Attendances	Graduations
10.0	85.0	95.0	95.0	47.5	47.5	89.0	69.0

	Criterion 1 - Proficiency			Criterion 2 - Progress		
	Total Number of Students Tested	Number Making Proficient	Percent Making Proficient	Total Number of Students Tested	Number Making Progress	Percent Making Progress
AMAO Performance	53	17	32.1			

Criterion 3 - Adequate Yearly Progress (AYP for LEP subgroup)											
Percent Tested on State Tests				Percent Meeting/Exceeding Standards						Other Indicators (When Safe Harbor Applied)	
Reading		Mathematics		Reading			Mathematics				
%	Met AYP	%	Met AYP	%	Safe Harbor Target	Met AYP	%	Safe Harbor Target	Met AYP	Attendance Rate	Graduation Rate
100.0	Yes	100.0	Yes							96.4	

Proficiency and Progress calculations are performed only if there are at least 30 students. Proficiency and progress with fewer than 30 students are not reported. A 95% confidence interval has been applied.

Three Conditions Are Required For Making Adequate Yearly Progress (AYP)

- At least 95.0% tested for Reading and Mathematics for the LEP Subgroup. If the current year's participation rates are less than 95%, the participation rate for AYP will be considered sufficient if the average of the current year and the preceding year is at least 95%, or if the average of the current year and the two preceding years is at least 95%. Only actual participation rates are printed. If the participation rate printed is less than 95% but 'Met AYP' is 'Yes', it means the 95% condition was met by averaging.
- At least 47.5% Meeting/Exceeding Standards for reading and mathematics for the LEP subgroup; for LEP subgroup under the 47.5% Meeting/Exceeding requirement, a 95% confidence interval has been applied; or meet Safe Harbor requirements.
- At least 89.0% Attendance Rate for elementary school districts or at least 69.0% Graduation Rate for high school districts. Unit districts must meet both criteria.

AYP for LEP subgroup includes only students enrolled as of 5/1/05.

Safe Harbor Targets of 47.5% or above are not printed.

LEP Subgroups with fewer than 45 students are not reported. Safe harbor only applies to subgroups. In order for safe harbor to apply, a subgroup must decrease by 10% the percentage of scores that did not meet state standards from the previous year plus meet the other indicators (attendance rate for non-high school districts, graduation rate for high school districts, and attendance and graduation rates for unit school districts) for the subgroup. Safe harbor allows school districts an alternate method to meet subgroup minimum targets on achievement.



# ANNUAL MEASURABLE ACHIEVEMENT OBJECTIVES

Is this district meeting Annual Measurable Achievement Objectives (AMAO)?	Yes
Is this district meeting English Proficiency target?	Yes
Is this district meeting Progress in English target?	Yes
Is this district meeting AYP for LEP?	

English Language Proficiency Test: ACCESS for ELLs™

Minimum Target:

English Proficiency Targets	English Progress Targets	AYP - Participation Rate		AYP - Percent Meeting/Exceeding		AYP - Other Indicators	
		Reading	Mathematics	Reading	Mathematics	Attendances	Graduations
10.0	85.0	95.0	95.0	47.5	47.5	89.0	69.0

	Criterion 1 - Proficiency			Criterion 2 - Progress		
	Total Number of Students Tested	Number Making Proficient	Percent Making Proficient	Total Number of Students Tested	Number Making Progress	Percent Making Progress
AMAO Performance	52	19	36.5	32	31	96.9

Criterion 3 - Adequate Yearly Progress (AYP for LEP subgroup)											
Percent Tested on State Tests				Percent Meeting/Exceeding Standards						Other Indicators (When Safe Harbor Applied)	
Reading		Mathematics		Reading			Mathematics				
%	Met AYP	%	Met AYP	%	Safe Harbor Target	Met AYP	%	Safe Harbor Target	Met AYP	Attendance Rate	Graduation Rate
										93.6	

Proficiency and Progress calculations are performed only if there are at least 30 students. Proficiency and progress with fewer than 30 students are not reported. A 95% confidence interval has been applied.

Three Conditions Are Required For Making Adequate Yearly Progress (AYP)

- At least 95.0% tested for Reading and Mathematics for the LEP Subgroup. If the current year's participation rates are less than 95%, the participation rate for AYP will be considered sufficient if the average of the current year and the preceding year is at least 95%, or if the average of the current year and the two preceding years is at least 95%. Only actual participation rates are printed. If the participation rate printed is less than 95% but 'Met AYP' is 'Yes', it means the 95% condition was met by averaging.
- At least 47.5% Meeting/Exceeding Standards for reading and mathematics for the LEP subgroup; for LEP subgroup under the 47.5% Meeting/Exceeding requirement, a 95% confidence interval has been applied; or meet Safe Harbor requirements.
- At least 89.0% Attendance Rate for elementary school districts or at least 69.0% Graduation Rate for high school districts. Unit districts must meet both criteria.

AYP for LEP subgroup includes only students enrolled as of 5/1/05.

Safe Harbor Targets of 47.5% or above are not printed.

LEP Subgroups with fewer than 45 students are not reported. Safe harbor only applies to subgroups. In order for safe harbor to apply, a subgroup must decrease by 10% the percentage of scores that did not meet state standards from the previous year plus meet the other indicators (attendance rate for non-high school districts, graduation rate for high school districts, and attendance and graduation rates for unit school districts) for the subgroup. Safe harbor allows school districts an alternate method to meet subgroup minimum targets on achievement.



# ANNUAL MEASURABLE ACHIEVEMENT OBJECTIVES

Is this district meeting Annual Measurable Achievement Objectives (AMAO)?	Yes
Is this district meeting English Proficiency target?	Yes
Is this district meeting Progress in English target?	Yes
Is this district meeting AYP for LEP?	Yes

English Language Proficiency Test: ACCESS for ELLs™

Minimum Target:

English Proficiency Targets	English Progress Targets	AYP - Participation Rate		AYP - Percent Meeting/Exceeding		AYP - Other Indicators	
		Reading	Mathematics	Reading	Mathematics	Attendances	Graduations
10.0	85.0	95.0	95.0	47.5	47.5	89.0	69.0

	Criterion 1 - Proficiency			Criterion 2 - Progress		
	Total Number of Students Tested	Number Making Proficient	Percent Making Proficient	Total Number of Students Tested	Number Making Progress	Percent Making Progress
AMAO Performance	363	50	13.8	172	157	91.3

Criterion 3 - Adequate Yearly Progress (AYP for LEP subgroup)											
Percent Tested on State Tests				Percent Meeting/Exceeding Standards						Other Indicators (When Safe Harbor Applied)	
Reading		Mathematics		Reading			Mathematics				
%	Met AYP	%	Met AYP	%	Safe Harbor Target	Met AYP	%	Safe Harbor Target	Met AYP	Attendance Rate	Graduation Rate
98.0	Yes	98.0	Yes	58.4		Yes	70.9		Yes	94.8	

Proficiency and Progress calculations are performed only if there are at least 30 students. Proficiency and progress with fewer than 30 students are not reported. A 95% confidence interval has been applied.

<p>Three Conditions Are Required For Making Adequate Yearly Progress (AYP)</p> <ol style="list-style-type: none"> <li>1. At least 95.0% tested for Reading and Mathematics for the LEP Subgroup. If the current year's participation rates are less than 95%, the participation rate for AYP will be considered sufficient if the average of the current year and the preceding year is at least 95%, or if the average of the current year and the two preceding years is at least 95%. Only actual participation rates are printed. If the participation rate printed is less than 95% but 'Met AYP' is 'Yes', it means the 95% condition was met by averaging.</li> <li>2. At least 47.5% Meeting/Exceeding Standards for reading and mathematics for the LEP subgroup; for LEP subgroup under the 47.5% Meeting/Exceeding requirement, a 95% confidence interval has been applied; or meet Safe Harbor requirements.</li> <li>3. At least 89.0% Attendance Rate for elementary school districts or at least 69.0% Graduation Rate for high school districts. Unit districts must meet both criteria.</li> </ol>
---

AYP for LEP subgroup includes only students enrolled as of 5/1/05.

Safe Harbor Targets of 47.5% or above are not printed.

LEP Subgroups with fewer than 45 students are not reported. Safe harbor only applies to subgroups. In order for safe harbor to apply, a subgroup must decrease by 10% the percentage of scores that did not meet state standards from the previous year plus meet the other indicators (attendance rate for non-high school districts, graduation rate for high school districts, and attendance and graduation rates for unit school districts) for the subgroup. Safe harbor allows school districts an alternate method to meet subgroup minimum targets on achievement.



# ANNUAL MEASURABLE ACHIEVEMENT OBJECTIVES

Is this district meeting Annual Measurable Achievement Objectives (AMAO)?	No
Is this district meeting English Proficiency target?	No
Is this district meeting Progress in English target?	Yes
Is this district meeting AYP for LEP?	Yes

English Language Proficiency Test: ACCESS for ELLs™

Minimum Target:

English Proficiency Targets	English Progress Targets	AYP - Participation Rate		AYP - Percent Meeting/Exceeding		AYP - Other Indicators	
		Reading	Mathematics	Reading	Mathematics	Attendances	Graduations
10.0	85.0	95.0	95.0	47.5	47.5	89.0	69.0

	Criterion 1 - Proficiency			Criterion 2 - Progress		
	Total Number of Students Tested	Number Making Proficient	Percent Making Proficient	Total Number of Students Tested	Number Making Progress	Percent Making Progress
AMAO Performance	287	7	2.4	150	124	82.7

Criterion 3 - Adequate Yearly Progress (AYP for LEP subgroup)											
Percent Tested on State Tests				Percent Meeting/Exceeding Standards						Other Indicators (When Safe Harbor Applied)	
Reading		Mathematics		Reading			Mathematics				
%	Met AYP	%	Met AYP	%	Safe Harbor Target	Met AYP	%	Safe Harbor Target	Met AYP	Attendance Rate	Graduation Rate
96.5	Yes	96.5	Yes	46.8		Yes	61.7		Yes	95.2	

Proficiency and Progress calculations are performed only if there are at least 30 students. Proficiency and progress with fewer than 30 students are not reported. A 95% confidence interval has been applied.

Three Conditions Are Required For Making Adequate Yearly Progress (AYP)
1. At least 95.0% tested for Reading and Mathematics for the LEP Subgroup. If the current year's participation rates are less than 95%, the participation rate for AYP will be considered sufficient if the average of the current year and the preceding year is at least 95%, or if the average of the current year and the two preceding years is at least 95%. Only actual participation rates are printed. If the participation rate printed is less than 95% but 'Met AYP' is 'Yes', it means the 95% condition was met by averaging.
2. At least 47.5% Meeting/Exceeding Standards for reading and mathematics for the LEP subgroup; for LEP subgroup under the 47.5% Meeting/Exceeding requirement, a 95% confidence interval has been applied; or meet Safe Harbor requirements.
3. At least 89.0% Attendance Rate for elementary school districts or at least 69.0% Graduation Rate for high school districts. Unit districts must meet both criteria.

AYP for LEP subgroup includes only students enrolled as of 5/1/05.

Safe Harbor Targets of 47.5% or above are not printed.

LEP Subgroups with fewer than 45 students are not reported. Safe harbor only applies to subgroups. In order for safe harbor to apply, a subgroup must decrease by 10% the percentage of scores that did not meet state standards from the previous year plus meet the other indicators (attendance rate for non-high school districts, graduation rate for high school districts, and attendance and graduation rates for unit school districts) for the subgroup. Safe harbor allows school districts an alternate method to meet subgroup minimum targets on achievement.



# ANNUAL MEASURABLE ACHIEVEMENT OBJECTIVES

Is this district meeting Annual Measurable Achievement Objectives (AMAO)?	Yes
Is this district meeting English Proficiency target?	Yes
Is this district meeting Progress in English target?	Yes
Is this district meeting AYP for LEP?	Yes

English Language Proficiency Test: ACCESS for ELLs™

Minimum Target:

English Proficiency Targets	English Progress Targets	AYP - Participation Rate		AYP - Percent Meeting/Exceeding		AYP - Other Indicators	
		Reading	Mathematics	Reading	Mathematics	Attendances	Graduations
10.0	85.0	95.0	95.0	47.5	47.5	89.0	69.0

	Criterion 1 - Proficiency			Criterion 2 - Progress		
	Total Number of Students Tested	Number Making Proficient	Percent Making Proficient	Total Number of Students Tested	Number Making Progress	Percent Making Progress
AMAO Performance	226	38	16.8	122	112	91.8

Criterion 3 - Adequate Yearly Progress (AYP for LEP subgroup)											
Percent Tested on State Tests				Percent Meeting/Exceeding Standards						Other Indicators (When Safe Harbor Applied)	
Reading		Mathematics		Reading			Mathematics				
%	Met AYP	%	Met AYP	%	Safe Harbor Target	Met AYP	%	Safe Harbor Target	Met AYP	Attendance Rate	Graduation Rate
100.0	Yes	100.0	Yes	66.0		Yes	52.5		Yes	96.9	

Proficiency and Progress calculations are performed only if there are at least 30 students. Proficiency and progress with fewer than 30 students are not reported. A 95% confidence interval has been applied.

<p>Three Conditions Are Required For Making Adequate Yearly Progress (AYP)</p> <ol style="list-style-type: none"> <li>1. At least 95.0% tested for Reading and Mathematics for the LEP Subgroup. If the current year's participation rates are less than 95%, the participation rate for AYP will be considered sufficient if the average of the current year and the preceding year is at least 95%, or if the average of the current year and the two preceding years is at least 95%. Only actual participation rates are printed. If the participation rate printed is less than 95% but 'Met AYP' is 'Yes', it means the 95% condition was met by averaging.</li> <li>2. At least 47.5% Meeting/Exceeding Standards for reading and mathematics for the LEP subgroup; for LEP subgroup under the 47.5% Meeting/Exceeding requirement, a 95% confidence interval has been applied; or meet Safe Harbor requirements.</li> <li>3. At least 89.0% Attendance Rate for elementary school districts or at least 69.0% Graduation Rate for high school districts. Unit districts must meet both criteria.</li> </ol>
---

AYP for LEP subgroup includes only students enrolled as of 5/1/05.

Safe Harbor Targets of 47.5% or above are not printed.

LEP Subgroups with fewer than 45 students are not reported. Safe harbor only applies to subgroups. In order for safe harbor to apply, a subgroup must decrease by 10% the percentage of scores that did not meet state standards from the previous year plus meet the other indicators (attendance rate for non-high school districts, graduation rate for high school districts, and attendance and graduation rates for unit school districts) for the subgroup. Safe harbor allows school districts an alternate method to meet subgroup minimum targets on achievement.



# ANNUAL MEASURABLE ACHIEVEMENT OBJECTIVES

Is this district meeting Annual Measurable Achievement Objectives (AMAO)?	Yes
Is this district meeting English Proficiency target?	Yes
Is this district meeting Progress in English target?	
Is this district meeting AYP for LEP?	

English Language Proficiency Test: ACCESS for ELLs™

Minimum Target:

English Proficiency Targets	English Progress Targets	AYP - Participation Rate		AYP - Percent Meeting/Exceeding		AYP - Other Indicators	
		Reading	Mathematics	Reading	Mathematics	Attendances	Graduations
10.0	85.0	95.0	95.0	47.5	47.5	89.0	69.0

	Criterion 1 - Proficiency			Criterion 2 - Progress		
	Total Number of Students Tested	Number Making Proficient	Percent Making Proficient	Total Number of Students Tested	Number Making Progress	Percent Making Progress
AMAO Performance	48	21	43.8	24		

Criterion 3 - Adequate Yearly Progress (AYP for LEP subgroup)											
Percent Tested on State Tests				Percent Meeting/Exceeding Standards						Other Indicators (When Safe Harbor Applied)	
Reading		Mathematics		Reading			Mathematics				
%	Met AYP	%	Met AYP	%	Safe Harbor Target	Met AYP	%	Safe Harbor Target	Met AYP	Attendance Rate	Graduation Rate
										96.3	

Proficiency and Progress calculations are performed only if there are at least 30 students. Proficiency and progress with fewer than 30 students are not reported. A 95% confidence interval has been applied.

<p>Three Conditions Are Required For Making Adequate Yearly Progress (AYP)</p> <ol style="list-style-type: none"> <li>At least 95.0% tested for Reading and Mathematics for the LEP Subgroup. If the current year's participation rates are less than 95%, the participation rate for AYP will be considered sufficient if the average of the current year and the preceding year is at least 95%, or if the average of the current year and the two preceding years is at least 95%. Only actual participation rates are printed. If the participation rate printed is less than 95% but 'Met AYP' is 'Yes', it means the 95% condition was met by averaging.</li> <li>At least 47.5% Meeting/Exceeding Standards for reading and mathematics for the LEP subgroup; for LEP subgroup under the 47.5% Meeting/Exceeding requirement, a 95% confidence interval has been applied; or meet Safe Harbor requirements.</li> <li>At least 89.0% Attendance Rate for elementary school districts or at least 69.0% Graduation Rate for high school districts. Unit districts must meet both criteria.</li> </ol>
--

AYP for LEP subgroup includes only students enrolled as of 5/1/05.

Safe Harbor Targets of 47.5% or above are not printed.

LEP Subgroups with fewer than 45 students are not reported. Safe harbor only applies to subgroups. In order for safe harbor to apply, a subgroup must decrease by 10% the percentage of scores that did not meet state standards from the previous year plus meet the other indicators (attendance rate for non-high school districts, graduation rate for high school districts, and attendance and graduation rates for unit school districts) for the subgroup. Safe harbor allows school districts an alternate method to meet subgroup minimum targets on achievement.



# ANNUAL MEASURABLE ACHIEVEMENT OBJECTIVES

Is this district meeting Annual Measurable Achievement Objectives (AMAO)?	No
Is this district meeting English Proficiency target?	Yes
Is this district meeting Progress in English target?	No
Is this district meeting AYP for LEP?	Yes

English Language Proficiency Test: ACCESS for ELLs™

Minimum Target:

English Proficiency Targets	English Progress Targets	AYP - Participation Rate		AYP - Percent Meeting/Exceeding		AYP - Other Indicators	
		Reading	Mathematics	Reading	Mathematics	Attendances	Graduations
10.0	85.0	95.0	95.0	47.5	47.5	89.0	69.0

	Criterion 1 - Proficiency			Criterion 2 - Progress		
	Total Number of Students Tested	Number Making Proficient	Percent Making Proficient	Total Number of Students Tested	Number Making Progress	Percent Making Progress
AMAO Performance	1538	201	13.1	1069	870	81.4

Criterion 3 - Adequate Yearly Progress (AYP for LEP subgroup)											
Percent Tested on State Tests				Percent Meeting/Exceeding Standards						Other Indicators (When Safe Harbor Applied)	
Reading		Mathematics		Reading			Mathematics				
%	Met AYP	%	Met AYP	%	Safe Harbor Target	Met AYP	%	Safe Harbor Target	Met AYP	Attendance Rate	Graduation Rate
100.0	Yes	100.0	Yes	61.4		Yes	65.9		Yes	96.5	

Proficiency and Progress calculations are performed only if there are at least 30 students. Proficiency and progress with fewer than 30 students are not reported. A 95% confidence interval has been applied.

<p>Three Conditions Are Required For Making Adequate Yearly Progress (AYP)</p> <p>1. At least 95.0% tested for Reading and Mathematics for the LEP Subgroup. If the current year's participation rates are less than 95%, the participation rate for AYP will be considered sufficient if the average of the current year and the preceding year is at least 95%, or if the average of the current year and the two preceding years is at least 95%. Only actual participation rates are printed. If the participation rate printed is less than 95% but 'Met AYP' is 'Yes', it means the 95% condition was met by averaging.</p> <p>2. At least 47.5% Meeting/Exceeding Standards for reading and mathematics for the LEP subgroup; for LEP subgroup under the 47.5% Meeting/Exceeding requirement, a 95% confidence interval has been applied; or meet Safe Harbor requirements.</p> <p>3. At least 89.0% Attendance Rate for elementary school districts or at least 69.0% Graduation Rate for high school districts. Unit districts must meet both criteria.</p>
--

AYP for LEP subgroup includes only students enrolled as of 5/1/05.

Safe Harbor Targets of 47.5% or above are not printed.

LEP Subgroups with fewer than 45 students are not reported. Safe harbor only applies to subgroups. In order for safe harbor to apply, a subgroup must decrease by 10% the percentage of scores that did not meet state standards from the previous year plus meet the other indicators (attendance rate for non-high school districts, graduation rate for high school districts, and attendance and graduation rates for unit school districts) for the subgroup. Safe harbor allows school districts an alternate method to meet subgroup minimum targets on achievement.



# ANNUAL MEASURABLE ACHIEVEMENT OBJECTIVES

Is this district meeting Annual Measurable Achievement Objectives (AMAO)?	Yes
Is this district meeting English Proficiency target?	Yes
Is this district meeting Progress in English target?	Yes
Is this district meeting AYP for LEP?	Yes

English Language Proficiency Test: ACCESS for ELLs™

Minimum Target:

English Proficiency Targets	English Progress Targets	AYP - Participation Rate		AYP - Percent Meeting/Exceeding		AYP - Other Indicators	
		Reading	Mathematics	Reading	Mathematics	Attendances	Graduations
10.0	85.0	95.0	95.0	47.5	47.5	89.0	69.0

	Criterion 1 - Proficiency			Criterion 2 - Progress		
	Total Number of Students Tested	Number Making Proficient	Percent Making Proficient	Total Number of Students Tested	Number Making Progress	Percent Making Progress
AMAO Performance	224	65	29.0	135	121	89.6

Criterion 3 - Adequate Yearly Progress (AYP for LEP subgroup)											
Percent Tested on State Tests				Percent Meeting/Exceeding Standards						Other Indicators (When Safe Harbor Applied)	
Reading		Mathematics		Reading			Mathematics				
%	Met AYP	%	Met AYP	%	Safe Harbor Target	Met AYP	%	Safe Harbor Target	Met AYP	Attendance Rate	Graduation Rate
98.7	Yes	98.7	Yes	84.5		Yes	69.9		Yes	95.6	

Proficiency and Progress calculations are performed only if there are at least 30 students. Proficiency and progress with fewer than 30 students are not reported. A 95% confidence interval has been applied.

<p>Three Conditions Are Required For Making Adequate Yearly Progress (AYP)</p> <p>1. At least 95.0% tested for Reading and Mathematics for the LEP Subgroup. If the current year's participation rates are less than 95%, the participation rate for AYP will be considered sufficient if the average of the current year and the preceding year is at least 95%, or if the average of the current year and the two preceding years is at least 95%. Only actual participation rates are printed. If the participation rate printed is less than 95% but 'Met AYP' is 'Yes', it means the 95% condition was met by averaging.</p> <p>2. At least 47.5% Meeting/Exceeding Standards for reading and mathematics for the LEP subgroup; for LEP subgroup under the 47.5% Meeting/Exceeding requirement, a 95% confidence interval has been applied; or meet Safe Harbor requirements.</p> <p>3. At least 89.0% Attendance Rate for elementary school districts or at least 69.0% Graduation Rate for high school districts. Unit districts must meet both criteria.</p>
--

AYP for LEP subgroup includes only students enrolled as of 5/1/05.

Safe Harbor Targets of 47.5% or above are not printed.

LEP Subgroups with fewer than 45 students are not reported. Safe harbor only applies to subgroups. In order for safe harbor to apply, a subgroup must decrease by 10% the percentage of scores that did not meet state standards from the previous year plus meet the other indicators (attendance rate for non-high school districts, graduation rate for high school districts, and attendance and graduation rates for unit school districts) for the subgroup. Safe harbor allows school districts an alternate method to meet subgroup minimum targets on achievement.



# ANNUAL MEASURABLE ACHIEVEMENT OBJECTIVES

Is this district meeting Annual Measurable Achievement Objectives (AMAO)?	Yes
Is this district meeting English Proficiency target?	Yes
Is this district meeting Progress in English target?	Yes
Is this district meeting AYP for LEP?	Yes

English Language Proficiency Test: ACCESS for ELLs™

Minimum Target:

English Proficiency Targets	English Progress Targets	AYP - Participation Rate		AYP - Percent Meeting/Exceeding		AYP - Other Indicators	
		Reading	Mathematics	Reading	Mathematics	Attendances	Graduations
10.0	85.0	95.0	95.0	47.5	47.5	89.0	69.0

	Criterion 1 - Proficiency			Criterion 2 - Progress		
	Total Number of Students Tested	Number Making Proficient	Percent Making Proficient	Total Number of Students Tested	Number Making Progress	Percent Making Progress
AMAO Performance	163	55	33.7	105	88	83.8

Criterion 3 - Adequate Yearly Progress (AYP for LEP subgroup)											
Percent Tested on State Tests				Percent Meeting/Exceeding Standards						Other Indicators (When Safe Harbor Applied)	
Reading		Mathematics		Reading			Mathematics				
%	Met AYP	%	Met AYP	%	Safe Harbor Target	Met AYP	%	Safe Harbor Target	Met AYP	Attendance Rate	Graduation Rate
98.9	Yes	98.9	Yes	73.0		Yes	80.0		Yes	95.9	

Proficiency and Progress calculations are performed only if there are at least 30 students. Proficiency and progress with fewer than 30 students are not reported. A 95% confidence interval has been applied.

Three Conditions Are Required For Making Adequate Yearly Progress (AYP)
1. At least 95.0% tested for Reading and Mathematics for the LEP Subgroup. If the current year's participation rates are less than 95%, the participation rate for AYP will be considered sufficient if the average of the current year and the preceding year is at least 95%, or if the average of the current year and the two preceding years is at least 95%. Only actual participation rates are printed. If the participation rate printed is less than 95% but 'Met AYP' is 'Yes', it means the 95% condition was met by averaging.
2. At least 47.5% Meeting/Exceeding Standards for reading and mathematics for the LEP subgroup; for LEP subgroup under the 47.5% Meeting/Exceeding requirement, a 95% confidence interval has been applied; or meet Safe Harbor requirements.
3. At least 89.0% Attendance Rate for elementary school districts or at least 69.0% Graduation Rate for high school districts. Unit districts must meet both criteria.

AYP for LEP subgroup includes only students enrolled as of 5/1/05.

Safe Harbor Targets of 47.5% or above are not printed.

LEP Subgroups with fewer than 45 students are not reported. Safe harbor only applies to subgroups. In order for safe harbor to apply, a subgroup must decrease by 10% the percentage of scores that did not meet state standards from the previous year plus meet the other indicators (attendance rate for non-high school districts, graduation rate for high school districts, and attendance and graduation rates for unit school districts) for the subgroup. Safe harbor allows school districts an alternate method to meet subgroup minimum targets on achievement.



# ANNUAL MEASURABLE ACHIEVEMENT OBJECTIVES

Is this district meeting Annual Measurable Achievement Objectives (AMAO)?	Yes
Is this district meeting English Proficiency target?	Yes
Is this district meeting Progress in English target?	Yes
Is this district meeting AYP for LEP?	Yes

English Language Proficiency Test: ACCESS for ELLs™

Minimum Target:

English Proficiency Targets	English Progress Targets	AYP - Participation Rate		AYP - Percent Meeting/Exceeding		AYP - Other Indicators	
		Reading	Mathematics	Reading	Mathematics	Attendances	Graduations
10.0	85.0	95.0	95.0	47.5	47.5	89.0	69.0

	Criterion 1 - Proficiency			Criterion 2 - Progress		
	Total Number of Students Tested	Number Making Proficient	Percent Making Proficient	Total Number of Students Tested	Number Making Progress	Percent Making Progress
AMAO Performance	735	229	31.2	542	466	86.0

Criterion 3 - Adequate Yearly Progress (AYP for LEP subgroup)											
Percent Tested on State Tests				Percent Meeting/Exceeding Standards						Other Indicators (When Safe Harbor Applied)	
Reading		Mathematics		Reading			Mathematics				
%	Met AYP	%	Met AYP	%	Safe Harbor Target	Met AYP	%	Safe Harbor Target	Met AYP	Attendance Rate	Graduation Rate
98.9	Yes	98.9	Yes	78.9		Yes	73.9		Yes	95.9	

Proficiency and Progress calculations are performed only if there are at least 30 students. Proficiency and progress with fewer than 30 students are not reported. A 95% confidence interval has been applied.

<p>Three Conditions Are Required For Making Adequate Yearly Progress (AYP)</p> <ol style="list-style-type: none"> <li>At least 95.0% tested for Reading and Mathematics for the LEP Subgroup. If the current year's participation rates are less than 95%, the participation rate for AYP will be considered sufficient if the average of the current year and the preceding year is at least 95%, or if the average of the current year and the two preceding years is at least 95%. Only actual participation rates are printed. If the participation rate printed is less than 95% but 'Met AYP' is 'Yes', it means the 95% condition was met by averaging.</li> <li>At least 47.5% Meeting/Exceeding Standards for reading and mathematics for the LEP subgroup; for LEP subgroup under the 47.5% Meeting/Exceeding requirement, a 95% confidence interval has been applied; or meet Safe Harbor requirements.</li> <li>At least 89.0% Attendance Rate for elementary school districts or at least 69.0% Graduation Rate for high school districts. Unit districts must meet both criteria.</li> </ol>
--

AYP for LEP subgroup includes only students enrolled as of 5/1/05.

Safe Harbor Targets of 47.5% or above are not printed.

LEP Subgroups with fewer than 45 students are not reported. Safe harbor only applies to subgroups. In order for safe harbor to apply, a subgroup must decrease by 10% the percentage of scores that did not meet state standards from the previous year plus meet the other indicators (attendance rate for non-high school districts, graduation rate for high school districts, and attendance and graduation rates for unit school districts) for the subgroup. Safe harbor allows school districts an alternate method to meet subgroup minimum targets on achievement.



# ANNUAL MEASURABLE ACHIEVEMENT OBJECTIVES

Is this district meeting Annual Measurable Achievement Objectives (AMAO)?	Yes
Is this district meeting English Proficiency target?	Yes
Is this district meeting Progress in English target?	Yes
Is this district meeting AYP for LEP?	Yes

English Language Proficiency Test: ACCESS for ELLs™

Minimum Target:

English Proficiency Targets	English Progress Targets	AYP - Participation Rate		AYP - Percent Meeting/Exceeding		AYP - Other Indicators	
		Reading	Mathematics	Reading	Mathematics	Attendances	Graduations
10.0	85.0	95.0	95.0	47.5	47.5	89.0	69.0

	Criterion 1 - Proficiency			Criterion 2 - Progress		
	Total Number of Students Tested	Number Making Proficient	Percent Making Proficient	Total Number of Students Tested	Number Making Progress	Percent Making Progress
AMAO Performance	168	71	42.3	91	82	90.1

Criterion 3 - Adequate Yearly Progress (AYP for LEP subgroup)											
Percent Tested on State Tests				Percent Meeting/Exceeding Standards						Other Indicators (When Safe Harbor Applied)	
Reading		Mathematics		Reading			Mathematics				
%	Met AYP	%	Met AYP	%	Safe Harbor Target	Met AYP	%	Safe Harbor Target	Met AYP	Attendance Rate	Graduation Rate
99.0	Yes	99.0	Yes	90.1		Yes	84.5		Yes	95.2	

Proficiency and Progress calculations are performed only if there are at least 30 students. Proficiency and progress with fewer than 30 students are not reported. A 95% confidence interval has been applied.

Three Conditions Are Required For Making Adequate Yearly Progress (AYP)
1. At least 95.0% tested for Reading and Mathematics for the LEP Subgroup. If the current year's participation rates are less than 95%, the participation rate for AYP will be considered sufficient if the average of the current year and the preceding year is at least 95%, or if the average of the current year and the two preceding years is at least 95%. Only actual participation rates are printed. If the participation rate printed is less than 95% but 'Met AYP' is 'Yes', it means the 95% condition was met by averaging.
2. At least 47.5% Meeting/Exceeding Standards for reading and mathematics for the LEP subgroup; for LEP subgroup under the 47.5% Meeting/Exceeding requirement, a 95% confidence interval has been applied; or meet Safe Harbor requirements.
3. At least 89.0% Attendance Rate for elementary school districts or at least 69.0% Graduation Rate for high school districts. Unit districts must meet both criteria.

AYP for LEP subgroup includes only students enrolled as of 5/1/05.

Safe Harbor Targets of 47.5% or above are not printed.

LEP Subgroups with fewer than 45 students are not reported. Safe harbor only applies to subgroups. In order for safe harbor to apply, a subgroup must decrease by 10% the percentage of scores that did not meet state standards from the previous year plus meet the other indicators (attendance rate for non-high school districts, graduation rate for high school districts, and attendance and graduation rates for unit school districts) for the subgroup. Safe harbor allows school districts an alternate method to meet subgroup minimum targets on achievement.



# ANNUAL MEASURABLE ACHIEVEMENT OBJECTIVES

Is this district meeting Annual Measurable Achievement Objectives (AMAO)?	
Is this district meeting English Proficiency target?	
Is this district meeting Progress in English target?	
Is this district meeting AYP for LEP?	

English Language Proficiency Test: ACCESS for ELLs™

Minimum Target:

English Proficiency Targets	English Progress Targets	AYP - Participation Rate		AYP - Percent Meeting/Exceeding		AYP - Other Indicators	
		Reading	Mathematics	Reading	Mathematics	Attendances	Graduations
10.0	85.0	95.0	95.0	47.5	47.5	89.0	69.0

	Criterion 1 - Proficiency			Criterion 2 - Progress		
	Total Number of Students Tested	Number Making Proficient	Percent Making Proficient	Total Number of Students Tested	Number Making Progress	Percent Making Progress
AMAO Performance	19			4		

Criterion 3 - Adequate Yearly Progress (AYP for LEP subgroup)											
Percent Tested on State Tests				Percent Meeting/Exceeding Standards						Other Indicators (When Safe Harbor Applied)	
Reading		Mathematics		Reading			Mathematics				
%	Met AYP	%	Met AYP	%	Safe Harbor Target	Met AYP	%	Safe Harbor Target	Met AYP	Attendance Rate	Graduation Rate
										95.9	

Proficiency and Progress calculations are performed only if there are at least 30 students. Proficiency and progress with fewer than 30 students are not reported. A 95% confidence interval has been applied.

Three Conditions Are Required For Making Adequate Yearly Progress (AYP)

1. At least 95.0% tested for Reading and Mathematics for the LEP Subgroup. If the current year's participation rates are less than 95%, the participation rate for AYP will be considered sufficient if the average of the current year and the preceding year is at least 95%, or if the average of the current year and the two preceding years is at least 95%. Only actual participation rates are printed. If the participation rate printed is less than 95% but 'Met AYP' is 'Yes', it means the 95% condition was met by averaging.
2. At least 47.5% Meeting/Exceeding Standards for reading and mathematics for the LEP subgroup; for LEP subgroup under the 47.5% Meeting/Exceeding requirement, a 95% confidence interval has been applied; or meet Safe Harbor requirements.
3. At least 89.0% Attendance Rate for elementary school districts or at least 69.0% Graduation Rate for high school districts. Unit districts must meet both criteria.

AYP for LEP subgroup includes only students enrolled as of 5/1/05.

Safe Harbor Targets of 47.5% or above are not printed.

LEP Subgroups with fewer than 45 students are not reported. Safe harbor only applies to subgroups. In order for safe harbor to apply, a subgroup must decrease by 10% the percentage of scores that did not meet state standards from the previous year plus meet the other indicators (attendance rate for non-high school districts, graduation rate for high school districts, and attendance and graduation rates for unit school districts) for the subgroup. Safe harbor allows school districts an alternate method to meet subgroup minimum targets on achievement.



# ANNUAL MEASURABLE ACHIEVEMENT OBJECTIVES

Is this district meeting Annual Measurable Achievement Objectives (AMAO)?	Yes
Is this district meeting English Proficiency target?	Yes
Is this district meeting Progress in English target?	Yes
Is this district meeting AYP for LEP?	Yes

English Language Proficiency Test: ACCESS for ELLs™

Minimum Target:

English Proficiency Targets	English Progress Targets	AYP - Participation Rate		AYP - Percent Meeting/Exceeding		AYP - Other Indicators	
		Reading	Mathematics	Reading	Mathematics	Attendances	Graduations
10.0	85.0	95.0	95.0	47.5	47.5	89.0	69.0

	Criterion 1 - Proficiency			Criterion 2 - Progress		
	Total Number of Students Tested	Number Making Proficient	Percent Making Proficient	Total Number of Students Tested	Number Making Progress	Percent Making Progress
AMAO Performance	396	121	30.6	255	239	93.7

Criterion 3 - Adequate Yearly Progress (AYP for LEP subgroup)											
Percent Tested on State Tests				Percent Meeting/Exceeding Standards						Other Indicators (When Safe Harbor Applied)	
Reading		Mathematics		Reading			Mathematics				
%	Met AYP	%	Met AYP	%	Safe Harbor Target	Met AYP	%	Safe Harbor Target	Met AYP	Attendance Rate	Graduation Rate
100.0	Yes	100.0	Yes	82.5		Yes	73.4		Yes	96.6	

Proficiency and Progress calculations are performed only if there are at least 30 students. Proficiency and progress with fewer than 30 students are not reported. A 95% confidence interval has been applied.

<p>Three Conditions Are Required For Making Adequate Yearly Progress (AYP)</p> <ol style="list-style-type: none"> <li>At least 95.0% tested for Reading and Mathematics for the LEP Subgroup. If the current year's participation rates are less than 95%, the participation rate for AYP will be considered sufficient if the average of the current year and the preceding year is at least 95%, or if the average of the current year and the two preceding years is at least 95%. Only actual participation rates are printed. If the participation rate printed is less than 95% but 'Met AYP' is 'Yes', it means the 95% condition was met by averaging.</li> <li>At least 47.5% Meeting/Exceeding Standards for reading and mathematics for the LEP subgroup; for LEP subgroup under the 47.5% Meeting/Exceeding requirement, a 95% confidence interval has been applied; or meet Safe Harbor requirements.</li> <li>At least 89.0% Attendance Rate for elementary school districts or at least 69.0% Graduation Rate for high school districts. Unit districts must meet both criteria.</li> </ol>
--

AYP for LEP subgroup includes only students enrolled as of 5/1/05.

Safe Harbor Targets of 47.5% or above are not printed.

LEP Subgroups with fewer than 45 students are not reported. Safe harbor only applies to subgroups. In order for safe harbor to apply, a subgroup must decrease by 10% the percentage of scores that did not meet state standards from the previous year plus meet the other indicators (attendance rate for non-high school districts, graduation rate for high school districts, and attendance and graduation rates for unit school districts) for the subgroup. Safe harbor allows school districts an alternate method to meet subgroup minimum targets on achievement.



# ANNUAL MEASURABLE ACHIEVEMENT OBJECTIVES

Is this district meeting Annual Measurable Achievement Objectives (AMAO)?	No
Is this district meeting English Proficiency target?	Yes
Is this district meeting Progress in English target?	No
Is this district meeting AYP for LEP?	Yes

English Language Proficiency Test: ACCESS for ELLs™

Minimum Target:

English Proficiency Targets	English Progress Targets	AYP - Participation Rate		AYP - Percent Meeting/Exceeding		AYP - Other Indicators	
		Reading	Mathematics	Reading	Mathematics	Attendances	Graduations
10.0	85.0	95.0	95.0	47.5	47.5	89.0	69.0

	Criterion 1 - Proficiency			Criterion 2 - Progress		
	Total Number of Students Tested	Number Making Proficient	Percent Making Proficient	Total Number of Students Tested	Number Making Progress	Percent Making Progress
AMAO Performance	111	47	42.3	87	68	78.2

Criterion 3 - Adequate Yearly Progress (AYP for LEP subgroup)											
Percent Tested on State Tests				Percent Meeting/Exceeding Standards						Other Indicators (When Safe Harbor Applied)	
Reading		Mathematics		Reading			Mathematics				
%	Met AYP	%	Met AYP	%	Safe Harbor Target	Met AYP	%	Safe Harbor Target	Met AYP	Attendance Rate	Graduation Rate
97.9	Yes	97.9	Yes								100.0

Proficiency and Progress calculations are performed only if there are at least 30 students. Proficiency and progress with fewer than 30 students are not reported. A 95% confidence interval has been applied.

Three Conditions Are Required For Making Adequate Yearly Progress (AYP)

- At least 95.0% tested for Reading and Mathematics for the LEP Subgroup. If the current year's participation rates are less than 95%, the participation rate for AYP will be considered sufficient if the average of the current year and the preceding year is at least 95%, or if the average of the current year and the two preceding years is at least 95%. Only actual participation rates are printed. If the participation rate printed is less than 95% but 'Met AYP' is 'Yes', it means the 95% condition was met by averaging.
- At least 47.5% Meeting/Exceeding Standards for reading and mathematics for the LEP subgroup; for LEP subgroup under the 47.5% Meeting/Exceeding requirement, a 95% confidence interval has been applied; or meet Safe Harbor requirements.
- At least 89.0% Attendance Rate for elementary school districts or at least 69.0% Graduation Rate for high school districts. Unit districts must meet both criteria.

AYP for LEP subgroup includes only students enrolled as of 5/1/05.

Safe Harbor Targets of 47.5% or above are not printed.

LEP Subgroups with fewer than 45 students are not reported. Safe harbor only applies to subgroups. In order for safe harbor to apply, a subgroup must decrease by 10% the percentage of scores that did not meet state standards from the previous year plus meet the other indicators (attendance rate for non-high school districts, graduation rate for high school districts, and attendance and graduation rates for unit school districts) for the subgroup. Safe harbor allows school districts an alternate method to meet subgroup minimum targets on achievement.



# ANNUAL MEASURABLE ACHIEVEMENT OBJECTIVES

Is this district meeting Annual Measurable Achievement Objectives (AMAO)?	No
Is this district meeting English Proficiency target?	Yes
Is this district meeting Progress in English target?	No
Is this district meeting AYP for LEP?	Yes

English Language Proficiency Test: ACCESS for ELLs™

Minimum Target:

English Proficiency Targets	English Progress Targets	AYP - Participation Rate		AYP - Percent Meeting/Exceeding		AYP - Other Indicators	
		Reading	Mathematics	Reading	Mathematics	Attendances	Graduations
10.0	85.0	95.0	95.0	47.5	47.5	89.0	69.0

	Criterion 1 - Proficiency			Criterion 2 - Progress		
	Total Number of Students Tested	Number Making Proficient	Percent Making Proficient	Total Number of Students Tested	Number Making Progress	Percent Making Progress
AMAO Performance	260	62	23.8	130	87	66.9

Criterion 3 - Adequate Yearly Progress (AYP for LEP subgroup)											
Percent Tested on State Tests				Percent Meeting/Exceeding Standards						Other Indicators (When Safe Harbor Applied)	
Reading		Mathematics		Reading			Mathematics				
%	Met AYP	%	Met AYP	%	Safe Harbor Target	Met AYP	%	Safe Harbor Target	Met AYP	Attendance Rate	Graduation Rate
100.0	Yes	100.0	Yes								89.7

Proficiency and Progress calculations are performed only if there are at least 30 students. Proficiency and progress with fewer than 30 students are not reported. A 95% confidence interval has been applied.

Three Conditions Are Required For Making Adequate Yearly Progress (AYP)

- At least 95.0% tested for Reading and Mathematics for the LEP Subgroup. If the current year's participation rates are less than 95%, the participation rate for AYP will be considered sufficient if the average of the current year and the preceding year is at least 95%, or if the average of the current year and the two preceding years is at least 95%. Only actual participation rates are printed. If the participation rate printed is less than 95% but 'Met AYP' is 'Yes', it means the 95% condition was met by averaging.
- At least 47.5% Meeting/Exceeding Standards for reading and mathematics for the LEP subgroup; for LEP subgroup under the 47.5% Meeting/Exceeding requirement, a 95% confidence interval has been applied; or meet Safe Harbor requirements.
- At least 89.0% Attendance Rate for elementary school districts or at least 69.0% Graduation Rate for high school districts. Unit districts must meet both criteria.

AYP for LEP subgroup includes only students enrolled as of 5/1/05.

Safe Harbor Targets of 47.5% or above are not printed.

LEP Subgroups with fewer than 45 students are not reported. Safe harbor only applies to subgroups. In order for safe harbor to apply, a subgroup must decrease by 10% the percentage of scores that did not meet state standards from the previous year plus meet the other indicators (attendance rate for non-high school districts, graduation rate for high school districts, and attendance and graduation rates for unit school districts) for the subgroup. Safe harbor allows school districts an alternate method to meet subgroup minimum targets on achievement.



# ANNUAL MEASURABLE ACHIEVEMENT OBJECTIVES

Is this district meeting Annual Measurable Achievement Objectives (AMAO)?	No
Is this district meeting English Proficiency target?	Yes
Is this district meeting Progress in English target?	No
Is this district meeting AYP for LEP?	

English Language Proficiency Test: ACCESS for ELLs™

Minimum Target:

English Proficiency Targets	English Progress Targets	AYP - Participation Rate		AYP - Percent Meeting/Exceeding		AYP - Other Indicators	
		Reading	Mathematics	Reading	Mathematics	Attendances	Graduations
10.0	85.0	95.0	95.0	47.5	47.5	89.0	69.0

	Criterion 1 - Proficiency			Criterion 2 - Progress		
	Total Number of Students Tested	Number Making Proficient	Percent Making Proficient	Total Number of Students Tested	Number Making Progress	Percent Making Progress
AMAO Performance	203	43	21.2	123	97	78.9

Criterion 3 - Adequate Yearly Progress (AYP for LEP subgroup)											
Percent Tested on State Tests				Percent Meeting/Exceeding Standards						Other Indicators (When Safe Harbor Applied)	
Reading		Mathematics		Reading			Mathematics				
%	Met AYP	%	Met AYP	%	Safe Harbor Target	Met AYP	%	Safe Harbor Target	Met AYP	Attendance Rate	Graduation Rate
											78.6

Proficiency and Progress calculations are performed only if there are at least 30 students. Proficiency and progress with fewer than 30 students are not reported. A 95% confidence interval has been applied.

Three Conditions Are Required For Making Adequate Yearly Progress (AYP)

- At least 95.0% tested for Reading and Mathematics for the LEP Subgroup. If the current year's participation rates are less than 95%, the participation rate for AYP will be considered sufficient if the average of the current year and the preceding year is at least 95%, or if the average of the current year and the two preceding years is at least 95%. Only actual participation rates are printed. If the participation rate printed is less than 95% but 'Met AYP' is 'Yes', it means the 95% condition was met by averaging.
- At least 47.5% Meeting/Exceeding Standards for reading and mathematics for the LEP subgroup; for LEP subgroup under the 47.5% Meeting/Exceeding requirement, a 95% confidence interval has been applied; or meet Safe Harbor requirements.
- At least 89.0% Attendance Rate for elementary school districts or at least 69.0% Graduation Rate for high school districts. Unit districts must meet both criteria.

AYP for LEP subgroup includes only students enrolled as of 5/1/05.

Safe Harbor Targets of 47.5% or above are not printed.

LEP Subgroups with fewer than 45 students are not reported. Safe harbor only applies to subgroups. In order for safe harbor to apply, a subgroup must decrease by 10% the percentage of scores that did not meet state standards from the previous year plus meet the other indicators (attendance rate for non-high school districts, graduation rate for high school districts, and attendance and graduation rates for unit school districts) for the subgroup. Safe harbor allows school districts an alternate method to meet subgroup minimum targets on achievement.



# ANNUAL MEASURABLE ACHIEVEMENT OBJECTIVES

Is this district meeting Annual Measurable Achievement Objectives (AMAO)?	Yes
Is this district meeting English Proficiency target?	Yes
Is this district meeting Progress in English target?	Yes
Is this district meeting AYP for LEP?	Yes

English Language Proficiency Test: ACCESS for ELLs™

Minimum Target:

English Proficiency Targets	English Progress Targets	AYP - Participation Rate		AYP - Percent Meeting/Exceeding		AYP - Other Indicators	
		Reading	Mathematics	Reading	Mathematics	Attendances	Graduations
10.0	85.0	95.0	95.0	47.5	47.5	89.0	69.0

	Criterion 1 - Proficiency			Criterion 2 - Progress		
	Total Number of Students Tested	Number Making Proficient	Percent Making Proficient	Total Number of Students Tested	Number Making Progress	Percent Making Progress
AMAO Performance	82	26	31.7	57	50	87.7

Criterion 3 - Adequate Yearly Progress (AYP for LEP subgroup)											
Percent Tested on State Tests				Percent Meeting/Exceeding Standards						Other Indicators (When Safe Harbor Applied)	
Reading		Mathematics		Reading			Mathematics				
%	Met AYP	%	Met AYP	%	Safe Harbor Target	Met AYP	%	Safe Harbor Target	Met AYP	Attendance Rate	Graduation Rate
100.0	Yes	100.0	Yes							96.0	

Proficiency and Progress calculations are performed only if there are at least 30 students. Proficiency and progress with fewer than 30 students are not reported. A 95% confidence interval has been applied.

<p>Three Conditions Are Required For Making Adequate Yearly Progress (AYP)</p> <ol style="list-style-type: none"> <li>At least 95.0% tested for Reading and Mathematics for the LEP Subgroup. If the current year's participation rates are less than 95%, the participation rate for AYP will be considered sufficient if the average of the current year and the preceding year is at least 95%, or if the average of the current year and the two preceding years is at least 95%. Only actual participation rates are printed. If the participation rate printed is less than 95% but 'Met AYP' is 'Yes', it means the 95% condition was met by averaging.</li> <li>At least 47.5% Meeting/Exceeding Standards for reading and mathematics for the LEP subgroup; for LEP subgroup under the 47.5% Meeting/Exceeding requirement, a 95% confidence interval has been applied; or meet Safe Harbor requirements.</li> <li>At least 89.0% Attendance Rate for elementary school districts or at least 69.0% Graduation Rate for high school districts. Unit districts must meet both criteria.</li> </ol>
--

AYP for LEP subgroup includes only students enrolled as of 5/1/05.

Safe Harbor Targets of 47.5% or above are not printed.

LEP Subgroups with fewer than 45 students are not reported. Safe harbor only applies to subgroups. In order for safe harbor to apply, a subgroup must decrease by 10% the percentage of scores that did not meet state standards from the previous year plus meet the other indicators (attendance rate for non-high school districts, graduation rate for high school districts, and attendance and graduation rates for unit school districts) for the subgroup. Safe harbor allows school districts an alternate method to meet subgroup minimum targets on achievement.



# ANNUAL MEASURABLE ACHIEVEMENT OBJECTIVES

Is this district meeting Annual Measurable Achievement Objectives (AMAO)?	Yes
Is this district meeting English Proficiency target?	Yes
Is this district meeting Progress in English target?	Yes
Is this district meeting AYP for LEP?	Yes

English Language Proficiency Test: ACCESS for ELLs™

Minimum Target:

English Proficiency Targets	English Progress Targets	AYP - Participation Rate		AYP - Percent Meeting/Exceeding		AYP - Other Indicators	
		Reading	Mathematics	Reading	Mathematics	Attendances	Graduations
10.0	85.0	95.0	95.0	47.5	47.5	89.0	69.0

	Criterion 1 - Proficiency			Criterion 2 - Progress		
	Total Number of Students Tested	Number Making Proficient	Percent Making Proficient	Total Number of Students Tested	Number Making Progress	Percent Making Progress
AMAO Performance	291	56	19.2	150	132	88.0

Criterion 3 - Adequate Yearly Progress (AYP for LEP subgroup)											
Percent Tested on State Tests				Percent Meeting/Exceeding Standards						Other Indicators (When Safe Harbor Applied)	
Reading		Mathematics		Reading			Mathematics				
%	Met AYP	%	Met AYP	%	Safe Harbor Target	Met AYP	%	Safe Harbor Target	Met AYP	Attendance Rate	Graduation Rate
100.0	Yes	100.0	Yes	85.7		Yes	72.3		Yes	95.1	

Proficiency and Progress calculations are performed only if there are at least 30 students. Proficiency and progress with fewer than 30 students are not reported. A 95% confidence interval has been applied.

<p>Three Conditions Are Required For Making Adequate Yearly Progress (AYP)</p> <p>1. At least 95.0% tested for Reading and Mathematics for the LEP Subgroup. If the current year's participation rates are less than 95%, the participation rate for AYP will be considered sufficient if the average of the current year and the preceding year is at least 95%, or if the average of the current year and the two preceding years is at least 95%. Only actual participation rates are printed. If the participation rate printed is less than 95% but 'Met AYP' is 'Yes', it means the 95% condition was met by averaging.</p> <p>2. At least 47.5% Meeting/Exceeding Standards for reading and mathematics for the LEP subgroup; for LEP subgroup under the 47.5% Meeting/Exceeding requirement, a 95% confidence interval has been applied; or meet Safe Harbor requirements.</p> <p>3. At least 89.0% Attendance Rate for elementary school districts or at least 69.0% Graduation Rate for high school districts. Unit districts must meet both criteria.</p>
--

AYP for LEP subgroup includes only students enrolled as of 5/1/05.

Safe Harbor Targets of 47.5% or above are not printed.

LEP Subgroups with fewer than 45 students are not reported. Safe harbor only applies to subgroups. In order for safe harbor to apply, a subgroup must decrease by 10% the percentage of scores that did not meet state standards from the previous year plus meet the other indicators (attendance rate for non-high school districts, graduation rate for high school districts, and attendance and graduation rates for unit school districts) for the subgroup. Safe harbor allows school districts an alternate method to meet subgroup minimum targets on achievement.



# ANNUAL MEASURABLE ACHIEVEMENT OBJECTIVES

Is this district meeting Annual Measurable Achievement Objectives (AMAO)?	No
Is this district meeting English Proficiency target?	Yes
Is this district meeting Progress in English target?	No
Is this district meeting AYP for LEP?	

English Language Proficiency Test: ACCESS for ELLs™

Minimum Target:

English Proficiency Targets	English Progress Targets	AYP - Participation Rate		AYP - Percent Meeting/Exceeding		AYP - Other Indicators	
		Reading	Mathematics	Reading	Mathematics	Attendances	Graduations
10.0	85.0	95.0	95.0	47.5	47.5	89.0	69.0

	Criterion 1 - Proficiency			Criterion 2 - Progress		
	Total Number of Students Tested	Number Making Proficient	Percent Making Proficient	Total Number of Students Tested	Number Making Progress	Percent Making Progress
AMAO Performance	223	25	11.2	131	86	65.6

Criterion 3 - Adequate Yearly Progress (AYP for LEP subgroup)											
Percent Tested on State Tests				Percent Meeting/Exceeding Standards						Other Indicators (When Safe Harbor Applied)	
Reading		Mathematics		Reading			Mathematics				
%	Met AYP	%	Met AYP	%	Safe Harbor Target	Met AYP	%	Safe Harbor Target	Met AYP	Attendance Rate	Graduation Rate
											90.8

Proficiency and Progress calculations are performed only if there are at least 30 students. Proficiency and progress with fewer than 30 students are not reported. A 95% confidence interval has been applied.

Three Conditions Are Required For Making Adequate Yearly Progress (AYP)

- At least 95.0% tested for Reading and Mathematics for the LEP Subgroup. If the current year's participation rates are less than 95%, the participation rate for AYP will be considered sufficient if the average of the current year and the preceding year is at least 95%, or if the average of the current year and the two preceding years is at least 95%. Only actual participation rates are printed. If the participation rate printed is less than 95% but 'Met AYP' is 'Yes', it means the 95% condition was met by averaging.
- At least 47.5% Meeting/Exceeding Standards for reading and mathematics for the LEP subgroup; for LEP subgroup under the 47.5% Meeting/Exceeding requirement, a 95% confidence interval has been applied; or meet Safe Harbor requirements.
- At least 89.0% Attendance Rate for elementary school districts or at least 69.0% Graduation Rate for high school districts. Unit districts must meet both criteria.

AYP for LEP subgroup includes only students enrolled as of 5/1/05.

Safe Harbor Targets of 47.5% or above are not printed.

LEP Subgroups with fewer than 45 students are not reported. Safe harbor only applies to subgroups. In order for safe harbor to apply, a subgroup must decrease by 10% the percentage of scores that did not meet state standards from the previous year plus meet the other indicators (attendance rate for non-high school districts, graduation rate for high school districts, and attendance and graduation rates for unit school districts) for the subgroup. Safe harbor allows school districts an alternate method to meet subgroup minimum targets on achievement.



# ANNUAL MEASURABLE ACHIEVEMENT OBJECTIVES

Is this district meeting Annual Measurable Achievement Objectives (AMAO)?	Yes
Is this district meeting English Proficiency target?	Yes
Is this district meeting Progress in English target?	Yes
Is this district meeting AYP for LEP?	

English Language Proficiency Test: ACCESS for ELLs™

Minimum Target:

English Proficiency Targets	English Progress Targets	AYP - Participation Rate		AYP - Percent Meeting/Exceeding		AYP - Other Indicators	
		Reading	Mathematics	Reading	Mathematics	Attendances	Graduations
10.0	85.0	95.0	95.0	47.5	47.5	89.0	69.0

	Criterion 1 - Proficiency			Criterion 2 - Progress		
	Total Number of Students Tested	Number Making Proficient	Percent Making Proficient	Total Number of Students Tested	Number Making Progress	Percent Making Progress
AMAO Performance	72	19	26.4	31	26	83.9

Criterion 3 - Adequate Yearly Progress (AYP for LEP subgroup)											
Percent Tested on State Tests				Percent Meeting/Exceeding Standards						Other Indicators (When Safe Harbor Applied)	
Reading		Mathematics		Reading			Mathematics				
%	Met AYP	%	Met AYP	%	Safe Harbor Target	Met AYP	%	Safe Harbor Target	Met AYP	Attendance Rate	Graduation Rate
											58.6

Proficiency and Progress calculations are performed only if there are at least 30 students. Proficiency and progress with fewer than 30 students are not reported. A 95% confidence interval has been applied.

Three Conditions Are Required For Making Adequate Yearly Progress (AYP)

- At least 95.0% tested for Reading and Mathematics for the LEP Subgroup. If the current year's participation rates are less than 95%, the participation rate for AYP will be considered sufficient if the average of the current year and the preceding year is at least 95%, or if the average of the current year and the two preceding years is at least 95%. Only actual participation rates are printed. If the participation rate printed is less than 95% but 'Met AYP' is 'Yes', it means the 95% condition was met by averaging.
- At least 47.5% Meeting/Exceeding Standards for reading and mathematics for the LEP subgroup; for LEP subgroup under the 47.5% Meeting/Exceeding requirement, a 95% confidence interval has been applied; or meet Safe Harbor requirements.
- At least 89.0% Attendance Rate for elementary school districts or at least 69.0% Graduation Rate for high school districts. Unit districts must meet both criteria.

AYP for LEP subgroup includes only students enrolled as of 5/1/05.

Safe Harbor Targets of 47.5% or above are not printed.

LEP Subgroups with fewer than 45 students are not reported. Safe harbor only applies to subgroups. In order for safe harbor to apply, a subgroup must decrease by 10% the percentage of scores that did not meet state standards from the previous year plus meet the other indicators (attendance rate for non-high school districts, graduation rate for high school districts, and attendance and graduation rates for unit school districts) for the subgroup. Safe harbor allows school districts an alternate method to meet subgroup minimum targets on achievement.



# ANNUAL MEASURABLE ACHIEVEMENT OBJECTIVES

Is this district meeting Annual Measurable Achievement Objectives (AMAO)?	
Is this district meeting English Proficiency target?	
Is this district meeting Progress in English target?	
Is this district meeting AYP for LEP?	

English Language Proficiency Test: ACCESS for ELLs™

Minimum Target:

English Proficiency Targets	English Progress Targets	AYP - Participation Rate		AYP - Percent Meeting/Exceeding		AYP - Other Indicators	
		Reading	Mathematics	Reading	Mathematics	Attendances	Graduations
10.0	85.0	95.0	95.0	47.5	47.5	89.0	69.0

	Criterion 1 - Proficiency			Criterion 2 - Progress		
	Total Number of Students Tested	Number Making Proficient	Percent Making Proficient	Total Number of Students Tested	Number Making Progress	Percent Making Progress
AMAO Performance	22			12		

Criterion 3 - Adequate Yearly Progress (AYP for LEP subgroup)											
Percent Tested on State Tests				Percent Meeting/Exceeding Standards						Other Indicators (When Safe Harbor Applied)	
Reading		Mathematics		Reading			Mathematics				
%	Met AYP	%	Met AYP	%	Safe Harbor Target	Met AYP	%	Safe Harbor Target	Met AYP	Attendance Rate	Graduation Rate

Proficiency and Progress calculations are performed only if there are at least 30 students. Proficiency and progress with fewer than 30 students are not reported. A 95% confidence interval has been applied.

Three Conditions Are Required For Making Adequate Yearly Progress (AYP)

- At least 95.0% tested for Reading and Mathematics for the LEP Subgroup. If the current year's participation rates are less than 95%, the participation rate for AYP will be considered sufficient if the average of the current year and the preceding year is at least 95%, or if the average of the current year and the two preceding years is at least 95%. Only actual participation rates are printed. If the participation rate printed is less than 95% but 'Met AYP' is 'Yes', it means the 95% condition was met by averaging.
- At least 47.5% Meeting/Exceeding Standards for reading and mathematics for the LEP subgroup; for LEP subgroup under the 47.5% Meeting/Exceeding requirement, a 95% confidence interval has been applied; or meet Safe Harbor requirements.
- At least 89.0% Attendance Rate for elementary school districts or at least 69.0% Graduation Rate for high school districts. Unit districts must meet both criteria.

AYP for LEP subgroup includes only students enrolled as of 5/1/05.

Safe Harbor Targets of 47.5% or above are not printed.

LEP Subgroups with fewer than 45 students are not reported. Safe harbor only applies to subgroups. In order for safe harbor to apply, a subgroup must decrease by 10% the percentage of scores that did not meet state standards from the previous year plus meet the other indicators (attendance rate for non-high school districts, graduation rate for high school districts, and attendance and graduation rates for unit school districts) for the subgroup. Safe harbor allows school districts an alternate method to meet subgroup minimum targets on achievement.



# ANNUAL MEASURABLE ACHIEVEMENT OBJECTIVES

Is this district meeting Annual Measurable Achievement Objectives (AMAO)?	Yes
Is this district meeting English Proficiency target?	Yes
Is this district meeting Progress in English target?	Yes
Is this district meeting AYP for LEP?	Yes

English Language Proficiency Test: ACCESS for ELLs™

Minimum Target:

English Proficiency Targets	English Progress Targets	AYP - Participation Rate		AYP - Percent Meeting/Exceeding		AYP - Other Indicators	
		Reading	Mathematics	Reading	Mathematics	Attendances	Graduations
10.0	85.0	95.0	95.0	47.5	47.5	89.0	69.0

	Criterion 1 - Proficiency			Criterion 2 - Progress		
	Total Number of Students Tested	Number Making Proficient	Percent Making Proficient	Total Number of Students Tested	Number Making Progress	Percent Making Progress
AMAO Performance	765	174	22.7	490	413	84.3

Criterion 3 - Adequate Yearly Progress (AYP for LEP subgroup)											
Percent Tested on State Tests				Percent Meeting/Exceeding Standards						Other Indicators (When Safe Harbor Applied)	
Reading		Mathematics		Reading			Mathematics				
%	Met AYP	%	Met AYP	%	Safe Harbor Target	Met AYP	%	Safe Harbor Target	Met AYP	Attendance Rate	Graduation Rate
100.0	Yes	100.0	Yes	70.7		Yes	70.2		Yes		

Proficiency and Progress calculations are performed only if there are at least 30 students. Proficiency and progress with fewer than 30 students are not reported. A 95% confidence interval has been applied.

<p>Three Conditions Are Required For Making Adequate Yearly Progress (AYP)</p> <p>1. At least 95.0% tested for Reading and Mathematics for the LEP Subgroup. If the current year's participation rates are less than 95%, the participation rate for AYP will be considered sufficient if the average of the current year and the preceding year is at least 95%, or if the average of the current year and the two preceding years is at least 95%. Only actual participation rates are printed. If the participation rate printed is less than 95% but 'Met AYP' is 'Yes', it means the 95% condition was met by averaging.</p> <p>2. At least 47.5% Meeting/Exceeding Standards for reading and mathematics for the LEP subgroup; for LEP subgroup under the 47.5% Meeting/Exceeding requirement, a 95% confidence interval has been applied; or meet Safe Harbor requirements.</p> <p>3. At least 89.0% Attendance Rate for elementary school districts or at least 69.0% Graduation Rate for high school districts. Unit districts must meet both criteria.</p>
--

AYP for LEP subgroup includes only students enrolled as of 5/1/05.

Safe Harbor Targets of 47.5% or above are not printed.

LEP Subgroups with fewer than 45 students are not reported. Safe harbor only applies to subgroups. In order for safe harbor to apply, a subgroup must decrease by 10% the percentage of scores that did not meet state standards from the previous year plus meet the other indicators (attendance rate for non-high school districts, graduation rate for high school districts, and attendance and graduation rates for unit school districts) for the subgroup. Safe harbor allows school districts an alternate method to meet subgroup minimum targets on achievement.



# ANNUAL MEASURABLE ACHIEVEMENT OBJECTIVES

Is this district meeting Annual Measurable Achievement Objectives (AMAO)?	Yes
Is this district meeting English Proficiency target?	Yes
Is this district meeting Progress in English target?	
Is this district meeting AYP for LEP?	Yes

English Language Proficiency Test: ACCESS for ELLs™

Minimum Target:

English Proficiency Targets	English Progress Targets	AYP - Participation Rate		AYP - Percent Meeting/Exceeding		AYP - Other Indicators	
		Reading	Mathematics	Reading	Mathematics	Attendances	Graduations
10.0	85.0	95.0	95.0	47.5	47.5	89.0	69.0

	Criterion 1 - Proficiency			Criterion 2 - Progress		
	Total Number of Students Tested	Number Making Proficient	Percent Making Proficient	Total Number of Students Tested	Number Making Progress	Percent Making Progress
AMAO Performance	401	113	28.2			

Criterion 3 - Adequate Yearly Progress (AYP for LEP subgroup)											
Percent Tested on State Tests				Percent Meeting/Exceeding Standards						Other Indicators (When Safe Harbor Applied)	
Reading		Mathematics		Reading			Mathematics				
%	Met AYP	%	Met AYP	%	Safe Harbor Target	Met AYP	%	Safe Harbor Target	Met AYP	Attendance Rate	Graduation Rate
98.4	Yes	98.4	Yes	75.3		Yes	71.3		Yes		

Proficiency and Progress calculations are performed only if there are at least 30 students. Proficiency and progress with fewer than 30 students are not reported. A 95% confidence interval has been applied.

<p>Three Conditions Are Required For Making Adequate Yearly Progress (AYP)</p> <p>1. At least 95.0% tested for Reading and Mathematics for the LEP Subgroup. If the current year's participation rates are less than 95%, the participation rate for AYP will be considered sufficient if the average of the current year and the preceding year is at least 95%, or if the average of the current year and the two preceding years is at least 95%. Only actual participation rates are printed. If the participation rate printed is less than 95% but 'Met AYP' is 'Yes', it means the 95% condition was met by averaging.</p> <p>2. At least 47.5% Meeting/Exceeding Standards for reading and mathematics for the LEP subgroup; for LEP subgroup under the 47.5% Meeting/Exceeding requirement, a 95% confidence interval has been applied; or meet Safe Harbor requirements.</p> <p>3. At least 89.0% Attendance Rate for elementary school districts or at least 69.0% Graduation Rate for high school districts. Unit districts must meet both criteria.</p>
--

AYP for LEP subgroup includes only students enrolled as of 5/1/05.

Safe Harbor Targets of 47.5% or above are not printed.

LEP Subgroups with fewer than 45 students are not reported. Safe harbor only applies to subgroups. In order for safe harbor to apply, a subgroup must decrease by 10% the percentage of scores that did not meet state standards from the previous year plus meet the other indicators (attendance rate for non-high school districts, graduation rate for high school districts, and attendance and graduation rates for unit school districts) for the subgroup. Safe harbor allows school districts an alternate method to meet subgroup minimum targets on achievement.



# ANNUAL MEASURABLE ACHIEVEMENT OBJECTIVES

Is this district meeting Annual Measurable Achievement Objectives (AMAO)?	Yes
Is this district meeting English Proficiency target?	Yes
Is this district meeting Progress in English target?	Yes
Is this district meeting AYP for LEP?	Yes

English Language Proficiency Test: ACCESS for ELLs™

Minimum Target:

English Proficiency Targets	English Progress Targets	AYP - Participation Rate		AYP - Percent Meeting/Exceeding		AYP - Other Indicators	
		Reading	Mathematics	Reading	Mathematics	Attendances	Graduations
10.0	85.0	95.0	95.0	47.5	47.5	89.0	69.0

	Criterion 1 - Proficiency			Criterion 2 - Progress		
	Total Number of Students Tested	Number Making Proficient	Percent Making Proficient	Total Number of Students Tested	Number Making Progress	Percent Making Progress
AMAO Performance	830	274	33.0	508	446	87.8

Criterion 3 - Adequate Yearly Progress (AYP for LEP subgroup)											
Percent Tested on State Tests				Percent Meeting/Exceeding Standards						Other Indicators (When Safe Harbor Applied)	
Reading		Mathematics		Reading			Mathematics				
%	Met AYP	%	Met AYP	%	Safe Harbor Target	Met AYP	%	Safe Harbor Target	Met AYP	Attendance Rate	Graduation Rate
98.8	Yes	98.8	Yes	77.9		Yes	76.5		Yes		100.0

Proficiency and Progress calculations are performed only if there are at least 30 students. Proficiency and progress with fewer than 30 students are not reported. A 95% confidence interval has been applied.

<p>Three Conditions Are Required For Making Adequate Yearly Progress (AYP)</p> <ol style="list-style-type: none"> <li>At least 95.0% tested for Reading and Mathematics for the LEP Subgroup. If the current year's participation rates are less than 95%, the participation rate for AYP will be considered sufficient if the average of the current year and the preceding year is at least 95%, or if the average of the current year and the two preceding years is at least 95%. Only actual participation rates are printed. If the participation rate printed is less than 95% but 'Met AYP' is 'Yes', it means the 95% condition was met by averaging.</li> <li>At least 47.5% Meeting/Exceeding Standards for reading and mathematics for the LEP subgroup; for LEP subgroup under the 47.5% Meeting/Exceeding requirement, a 95% confidence interval has been applied; or meet Safe Harbor requirements.</li> <li>At least 89.0% Attendance Rate for elementary school districts or at least 69.0% Graduation Rate for high school districts. Unit districts must meet both criteria.</li> </ol>
--

AYP for LEP subgroup includes only students enrolled as of 5/1/05.

Safe Harbor Targets of 47.5% or above are not printed.

LEP Subgroups with fewer than 45 students are not reported. Safe harbor only applies to subgroups. In order for safe harbor to apply, a subgroup must decrease by 10% the percentage of scores that did not meet state standards from the previous year plus meet the other indicators (attendance rate for non-high school districts, graduation rate for high school districts, and attendance and graduation rates for unit school districts) for the subgroup. Safe harbor allows school districts an alternate method to meet subgroup minimum targets on achievement.



# ANNUAL MEASURABLE ACHIEVEMENT OBJECTIVES

Is this district meeting Annual Measurable Achievement Objectives (AMAO)?	Yes
Is this district meeting English Proficiency target?	Yes
Is this district meeting Progress in English target?	Yes
Is this district meeting AYP for LEP?	Yes

English Language Proficiency Test: ACCESS for ELLs™

Minimum Target:

English Proficiency Targets	English Progress Targets	AYP - Participation Rate		AYP - Percent Meeting/Exceeding		AYP - Other Indicators	
		Reading	Mathematics	Reading	Mathematics	Attendances	Graduations
10.0	85.0	95.0	95.0	47.5	47.5	89.0	69.0

	Criterion 1 - Proficiency			Criterion 2 - Progress		
	Total Number of Students Tested	Number Making Proficient	Percent Making Proficient	Total Number of Students Tested	Number Making Progress	Percent Making Progress
AMAO Performance	216	65	30.1	144	131	91.0

Criterion 3 - Adequate Yearly Progress (AYP for LEP subgroup)											
Percent Tested on State Tests				Percent Meeting/Exceeding Standards						Other Indicators (When Safe Harbor Applied)	
Reading		Mathematics		Reading			Mathematics				
%	Met AYP	%	Met AYP	%	Safe Harbor Target	Met AYP	%	Safe Harbor Target	Met AYP	Attendance Rate	Graduation Rate
100.0	Yes	100.0	Yes	74.4		Yes	71.8		Yes		50.0

Proficiency and Progress calculations are performed only if there are at least 30 students. Proficiency and progress with fewer than 30 students are not reported. A 95% confidence interval has been applied.

Three Conditions Are Required For Making Adequate Yearly Progress (AYP)

1. At least 95.0% tested for Reading and Mathematics for the LEP Subgroup. If the current year's participation rates are less than 95%, the participation rate for AYP will be considered sufficient if the average of the current year and the preceding year is at least 95%, or if the average of the current year and the two preceding years is at least 95%. Only actual participation rates are printed. If the participation rate printed is less than 95% but 'Met AYP' is 'Yes', it means the 95% condition was met by averaging.
2. At least 47.5% Meeting/Exceeding Standards for reading and mathematics for the LEP subgroup; for LEP subgroup under the 47.5% Meeting/Exceeding requirement, a 95% confidence interval has been applied; or meet Safe Harbor requirements.
3. At least 89.0% Attendance Rate for elementary school districts or at least 69.0% Graduation Rate for high school districts. Unit districts must meet both criteria.

AYP for LEP subgroup includes only students enrolled as of 5/1/05.

Safe Harbor Targets of 47.5% or above are not printed.

LEP Subgroups with fewer than 45 students are not reported. Safe harbor only applies to subgroups. In order for safe harbor to apply, a subgroup must decrease by 10% the percentage of scores that did not meet state standards from the previous year plus meet the other indicators (attendance rate for non-high school districts, graduation rate for high school districts, and attendance and graduation rates for unit school districts) for the subgroup. Safe harbor allows school districts an alternate method to meet subgroup minimum targets on achievement.



# ANNUAL MEASURABLE ACHIEVEMENT OBJECTIVES

Is this district meeting Annual Measurable Achievement Objectives (AMAO)?	
Is this district meeting English Proficiency target?	
Is this district meeting Progress in English target?	
Is this district meeting AYP for LEP?	

English Language Proficiency Test: ACCESS for ELLs™

Minimum Target:

English Proficiency Targets	English Progress Targets	AYP - Participation Rate		AYP - Percent Meeting/Exceeding		AYP - Other Indicators	
		Reading	Mathematics	Reading	Mathematics	Attendances	Graduations
10.0	85.0	95.0	95.0	47.5	47.5	89.0	69.0

	Criterion 1 - Proficiency			Criterion 2 - Progress		
	Total Number of Students Tested	Number Making Proficient	Percent Making Proficient	Total Number of Students Tested	Number Making Progress	Percent Making Progress
AMAO Performance	19					

Criterion 3 - Adequate Yearly Progress (AYP for LEP subgroup)											
Percent Tested on State Tests				Percent Meeting/Exceeding Standards						Other Indicators (When Safe Harbor Applied)	
Reading		Mathematics		Reading			Mathematics				
%	Met AYP	%	Met AYP	%	Safe Harbor Target	Met AYP	%	Safe Harbor Target	Met AYP	Attendance Rate	Graduation Rate

Proficiency and Progress calculations are performed only if there are at least 30 students. Proficiency and progress with fewer than 30 students are not reported. A 95% confidence interval has been applied.

Three Conditions Are Required For Making Adequate Yearly Progress (AYP)

- At least 95.0% tested for Reading and Mathematics for the LEP Subgroup. If the current year's participation rates are less than 95%, the participation rate for AYP will be considered sufficient if the average of the current year and the preceding year is at least 95%, or if the average of the current year and the two preceding years is at least 95%. Only actual participation rates are printed. If the participation rate printed is less than 95% but 'Met AYP' is 'Yes', it means the 95% condition was met by averaging.
- At least 47.5% Meeting/Exceeding Standards for reading and mathematics for the LEP subgroup; for LEP subgroup under the 47.5% Meeting/Exceeding requirement, a 95% confidence interval has been applied; or meet Safe Harbor requirements.
- At least 89.0% Attendance Rate for elementary school districts or at least 69.0% Graduation Rate for high school districts. Unit districts must meet both criteria.

AYP for LEP subgroup includes only students enrolled as of 5/1/05.

Safe Harbor Targets of 47.5% or above are not printed.

LEP Subgroups with fewer than 45 students are not reported. Safe harbor only applies to subgroups. In order for safe harbor to apply, a subgroup must decrease by 10% the percentage of scores that did not meet state standards from the previous year plus meet the other indicators (attendance rate for non-high school districts, graduation rate for high school districts, and attendance and graduation rates for unit school districts) for the subgroup. Safe harbor allows school districts an alternate method to meet subgroup minimum targets on achievement.



# ANNUAL MEASURABLE ACHIEVEMENT OBJECTIVES

Is this district meeting Annual Measurable Achievement Objectives (AMAO)?	Yes
Is this district meeting English Proficiency target?	Yes
Is this district meeting Progress in English target?	Yes
Is this district meeting AYP for LEP?	Yes

English Language Proficiency Test: ACCESS for ELLs™

Minimum Target:

English Proficiency Targets	English Progress Targets	AYP - Participation Rate		AYP - Percent Meeting/Exceeding		AYP - Other Indicators	
		Reading	Mathematics	Reading	Mathematics	Attendances	Graduations
10.0	85.0	95.0	95.0	47.5	47.5	89.0	69.0

	Criterion 1 - Proficiency			Criterion 2 - Progress		
	Total Number of Students Tested	Number Making Proficient	Percent Making Proficient	Total Number of Students Tested	Number Making Progress	Percent Making Progress
AMAO Performance	130	24	18.5	78	69	88.5

Criterion 3 - Adequate Yearly Progress (AYP for LEP subgroup)											
Percent Tested on State Tests				Percent Meeting/Exceeding Standards						Other Indicators (When Safe Harbor Applied)	
Reading		Mathematics		Reading			Mathematics				
%	Met AYP	%	Met AYP	%	Safe Harbor Target	Met AYP	%	Safe Harbor Target	Met AYP	Attendance Rate	Graduation Rate
100.0	Yes	100.0	Yes								100.0

Proficiency and Progress calculations are performed only if there are at least 30 students. Proficiency and progress with fewer than 30 students are not reported. A 95% confidence interval has been applied.

Three Conditions Are Required For Making Adequate Yearly Progress (AYP)
1. At least 95.0% tested for Reading and Mathematics for the LEP Subgroup. If the current year's participation rates are less than 95%, the participation rate for AYP will be considered sufficient if the average of the current year and the preceding year is at least 95%, or if the average of the current year and the two preceding years is at least 95%. Only actual participation rates are printed. If the participation rate printed is less than 95% but 'Met AYP' is 'Yes', it means the 95% condition was met by averaging.
2. At least 47.5% Meeting/Exceeding Standards for reading and mathematics for the LEP subgroup; for LEP subgroup under the 47.5% Meeting/Exceeding requirement, a 95% confidence interval has been applied; or meet Safe Harbor requirements.
3. At least 89.0% Attendance Rate for elementary school districts or at least 69.0% Graduation Rate for high school districts. Unit districts must meet both criteria.

AYP for LEP subgroup includes only students enrolled as of 5/1/05.

Safe Harbor Targets of 47.5% or above are not printed.

LEP Subgroups with fewer than 45 students are not reported. Safe harbor only applies to subgroups. In order for safe harbor to apply, a subgroup must decrease by 10% the percentage of scores that did not meet state standards from the previous year plus meet the other indicators (attendance rate for non-high school districts, graduation rate for high school districts, and attendance and graduation rates for unit school districts) for the subgroup. Safe harbor allows school districts an alternate method to meet subgroup minimum targets on achievement.



# ANNUAL MEASURABLE ACHIEVEMENT OBJECTIVES

Is this district meeting Annual Measurable Achievement Objectives (AMAO)?	Yes
Is this district meeting English Proficiency target?	Yes
Is this district meeting Progress in English target?	Yes
Is this district meeting AYP for LEP?	Yes

English Language Proficiency Test: ACCESS for ELLs™

Minimum Target:

English Proficiency Targets	English Progress Targets	AYP - Participation Rate		AYP - Percent Meeting/Exceeding		AYP - Other Indicators	
		Reading	Mathematics	Reading	Mathematics	Attendances	Graduations
10.0	85.0	95.0	95.0	47.5	47.5	89.0	69.0

	Criterion 1 - Proficiency			Criterion 2 - Progress		
	Total Number of Students Tested	Number Making Proficient	Percent Making Proficient	Total Number of Students Tested	Number Making Progress	Percent Making Progress
AMAO Performance	299	76	25.4	132	117	88.6

Criterion 3 - Adequate Yearly Progress (AYP for LEP subgroup)											
Percent Tested on State Tests				Percent Meeting/Exceeding Standards						Other Indicators (When Safe Harbor Applied)	
Reading		Mathematics		Reading			Mathematics				
%	Met AYP	%	Met AYP	%	Safe Harbor Target	Met AYP	%	Safe Harbor Target	Met AYP	Attendance Rate	Graduation Rate
99.5	Yes	99.5	Yes	70.1		Yes	67.0		Yes		100.0

Proficiency and Progress calculations are performed only if there are at least 30 students. Proficiency and progress with fewer than 30 students are not reported. A 95% confidence interval has been applied.

<p>Three Conditions Are Required For Making Adequate Yearly Progress (AYP)</p> <ol style="list-style-type: none"> <li>At least 95.0% tested for Reading and Mathematics for the LEP Subgroup. If the current year's participation rates are less than 95%, the participation rate for AYP will be considered sufficient if the average of the current year and the preceding year is at least 95%, or if the average of the current year and the two preceding years is at least 95%. Only actual participation rates are printed. If the participation rate printed is less than 95% but 'Met AYP' is 'Yes', it means the 95% condition was met by averaging.</li> <li>At least 47.5% Meeting/Exceeding Standards for reading and mathematics for the LEP subgroup; for LEP subgroup under the 47.5% Meeting/Exceeding requirement, a 95% confidence interval has been applied; or meet Safe Harbor requirements.</li> <li>At least 89.0% Attendance Rate for elementary school districts or at least 69.0% Graduation Rate for high school districts. Unit districts must meet both criteria.</li> </ol>
--

AYP for LEP subgroup includes only students enrolled as of 5/1/05.

Safe Harbor Targets of 47.5% or above are not printed.

LEP Subgroups with fewer than 45 students are not reported. Safe harbor only applies to subgroups. In order for safe harbor to apply, a subgroup must decrease by 10% the percentage of scores that did not meet state standards from the previous year plus meet the other indicators (attendance rate for non-high school districts, graduation rate for high school districts, and attendance and graduation rates for unit school districts) for the subgroup. Safe harbor allows school districts an alternate method to meet subgroup minimum targets on achievement.



# ANNUAL MEASURABLE ACHIEVEMENT OBJECTIVES

Is this district meeting Annual Measurable Achievement Objectives (AMAO)?	
Is this district meeting English Proficiency target?	
Is this district meeting Progress in English target?	
Is this district meeting AYP for LEP?	

English Language Proficiency Test: ACCESS for ELLs™

Minimum Target:

English Proficiency Targets	English Progress Targets	AYP - Participation Rate		AYP - Percent Meeting/Exceeding		AYP - Other Indicators	
		Reading	Mathematics	Reading	Mathematics	Attendances	Graduations
10.0	85.0	95.0	95.0	47.5	47.5	89.0	69.0

	Criterion 1 - Proficiency			Criterion 2 - Progress		
	Total Number of Students Tested	Number Making Proficient	Percent Making Proficient	Total Number of Students Tested	Number Making Progress	Percent Making Progress
AMAO Performance	2					

Criterion 3 - Adequate Yearly Progress (AYP for LEP subgroup)											
Percent Tested on State Tests				Percent Meeting/Exceeding Standards						Other Indicators (When Safe Harbor Applied)	
Reading		Mathematics		Reading			Mathematics				
%	Met AYP	%	Met AYP	%	Safe Harbor Target	Met AYP	%	Safe Harbor Target	Met AYP	Attendance Rate	Graduation Rate

Proficiency and Progress calculations are performed only if there are at least 30 students. Proficiency and progress with fewer than 30 students are not reported. A 95% confidence interval has been applied.

Three Conditions Are Required For Making Adequate Yearly Progress (AYP)

1. At least 95.0% tested for Reading and Mathematics for the LEP Subgroup. If the current year's participation rates are less than 95%, the participation rate for AYP will be considered sufficient if the average of the current year and the preceding year is at least 95%, or if the average of the current year and the two preceding years is at least 95%. Only actual participation rates are printed. If the participation rate printed is less than 95% but 'Met AYP' is 'Yes', it means the 95% condition was met by averaging.
2. At least 47.5% Meeting/Exceeding Standards for reading and mathematics for the LEP subgroup; for LEP subgroup under the 47.5% Meeting/Exceeding requirement, a 95% confidence interval has been applied; or meet Safe Harbor requirements.
3. At least 89.0% Attendance Rate for elementary school districts or at least 69.0% Graduation Rate for high school districts. Unit districts must meet both criteria.

AYP for LEP subgroup includes only students enrolled as of 5/1/05.

Safe Harbor Targets of 47.5% or above are not printed.

LEP Subgroups with fewer than 45 students are not reported. Safe harbor only applies to subgroups. In order for safe harbor to apply, a subgroup must decrease by 10% the percentage of scores that did not meet state standards from the previous year plus meet the other indicators (attendance rate for non-high school districts, graduation rate for high school districts, and attendance and graduation rates for unit school districts) for the subgroup. Safe harbor allows school districts an alternate method to meet subgroup minimum targets on achievement.



# ANNUAL MEASURABLE ACHIEVEMENT OBJECTIVES

Is this district meeting Annual Measurable Achievement Objectives (AMAO)?	Yes
Is this district meeting English Proficiency target?	Yes
Is this district meeting Progress in English target?	
Is this district meeting AYP for LEP?	

English Language Proficiency Test: ACCESS for ELLs™

Minimum Target:

English Proficiency Targets	English Progress Targets	AYP - Participation Rate		AYP - Percent Meeting/Exceeding		AYP - Other Indicators	
		Reading	Mathematics	Reading	Mathematics	Attendances	Graduations
10.0	85.0	95.0	95.0	47.5	47.5	89.0	69.0

	Criterion 1 - Proficiency			Criterion 2 - Progress		
	Total Number of Students Tested	Number Making Proficient	Percent Making Proficient	Total Number of Students Tested	Number Making Progress	Percent Making Progress
AMAO Performance	52	9	17.3			

Criterion 3 - Adequate Yearly Progress (AYP for LEP subgroup)											
Percent Tested on State Tests				Percent Meeting/Exceeding Standards						Other Indicators (When Safe Harbor Applied)	
Reading		Mathematics		Reading			Mathematics				
%	Met AYP	%	Met AYP	%	Safe Harbor Target	Met AYP	%	Safe Harbor Target	Met AYP	Attendance Rate	Graduation Rate
											100.0

Proficiency and Progress calculations are performed only if there are at least 30 students. Proficiency and progress with fewer than 30 students are not reported. A 95% confidence interval has been applied.


Three Conditions Are Required For Making Adequate Yearly Progress (AYP)

- At least 95.0% tested for Reading and Mathematics for the LEP Subgroup. If the current year's participation rates are less than 95%, the participation rate for AYP will be considered sufficient if the average of the current year and the preceding year is at least 95%, or if the average of the current year and the two preceding years is at least 95%. Only actual participation rates are printed. If the participation rate printed is less than 95% but 'Met AYP' is 'Yes', it means the 95% condition was met by averaging.
- At least 47.5% Meeting/Exceeding Standards for reading and mathematics for the LEP subgroup; for LEP subgroup under the 47.5% Meeting/Exceeding requirement, a 95% confidence interval has been applied; or meet Safe Harbor requirements.
- At least 89.0% Attendance Rate for elementary school districts or at least 69.0% Graduation Rate for high school districts. Unit districts must meet both criteria.

AYP for LEP subgroup includes only students enrolled as of 5/1/05.

Safe Harbor Targets of 47.5% or above are not printed.

LEP Subgroups with fewer than 45 students are not reported. Safe harbor only applies to subgroups. In order for safe harbor to apply, a subgroup must decrease by 10% the percentage of scores that did not meet state standards from the previous year plus meet the other indicators (attendance rate for non-high school districts, graduation rate for high school districts, and attendance and graduation rates for unit school districts) for the subgroup. Safe harbor allows school districts an alternate method to meet subgroup minimum targets on achievement.



# ANNUAL MEASURABLE ACHIEVEMENT OBJECTIVES

Is this district meeting Annual Measurable Achievement Objectives (AMAO)?	No
Is this district meeting English Proficiency target?	No
Is this district meeting Progress in English target?	
Is this district meeting AYP for LEP?	

English Language Proficiency Test: ACCESS for ELLs™

Minimum Target:

English Proficiency Targets	English Progress Targets	AYP - Participation Rate		AYP - Percent Meeting/Exceeding		AYP - Other Indicators	
		Reading	Mathematics	Reading	Mathematics	Attendances	Graduations
10.0	85.0	95.0	95.0	47.5	47.5	89.0	69.0

	Criterion 1 - Proficiency			Criterion 2 - Progress		
	Total Number of Students Tested	Number Making Proficient	Percent Making Proficient	Total Number of Students Tested	Number Making Progress	Percent Making Progress
AMAO Performance	66	2	3.0	25		

Criterion 3 - Adequate Yearly Progress (AYP for LEP subgroup)											
Percent Tested on State Tests				Percent Meeting/Exceeding Standards						Other Indicators (When Safe Harbor Applied)	
Reading		Mathematics		Reading			Mathematics				
%	Met AYP	%	Met AYP	%	Safe Harbor Target	Met AYP	%	Safe Harbor Target	Met AYP	Attendance Rate	Graduation Rate
											100.0

Proficiency and Progress calculations are performed only if there are at least 30 students. Proficiency and progress with fewer than 30 students are not reported. A 95% confidence interval has been applied.

Three Conditions Are Required For Making Adequate Yearly Progress (AYP)

- At least 95.0% tested for Reading and Mathematics for the LEP Subgroup. If the current year's participation rates are less than 95%, the participation rate for AYP will be considered sufficient if the average of the current year and the preceding year is at least 95%, or if the average of the current year and the two preceding years is at least 95%. Only actual participation rates are printed. If the participation rate printed is less than 95% but 'Met AYP' is 'Yes', it means the 95% condition was met by averaging.
- At least 47.5% Meeting/Exceeding Standards for reading and mathematics for the LEP subgroup; for LEP subgroup under the 47.5% Meeting/Exceeding requirement, a 95% confidence interval has been applied; or meet Safe Harbor requirements.
- At least 89.0% Attendance Rate for elementary school districts or at least 69.0% Graduation Rate for high school districts. Unit districts must meet both criteria.

AYP for LEP subgroup includes only students enrolled as of 5/1/05.

Safe Harbor Targets of 47.5% or above are not printed.

LEP Subgroups with fewer than 45 students are not reported. Safe harbor only applies to subgroups. In order for safe harbor to apply, a subgroup must decrease by 10% the percentage of scores that did not meet state standards from the previous year plus meet the other indicators (attendance rate for non-high school districts, graduation rate for high school districts, and attendance and graduation rates for unit school districts) for the subgroup. Safe harbor allows school districts an alternate method to meet subgroup minimum targets on achievement.



# ANNUAL MEASURABLE ACHIEVEMENT OBJECTIVES

Is this district meeting Annual Measurable Achievement Objectives (AMAO)?	No
Is this district meeting English Proficiency target?	Yes
Is this district meeting Progress in English target?	No
Is this district meeting AYP for LEP?	Yes

English Language Proficiency Test: ACCESS for ELLs™

Minimum Target:

English Proficiency Targets	English Progress Targets	AYP - Participation Rate		AYP - Percent Meeting/Exceeding		AYP - Other Indicators	
		Reading	Mathematics	Reading	Mathematics	Attendances	Graduations
10.0	85.0	95.0	95.0	47.5	47.5	89.0	69.0

	Criterion 1 - Proficiency			Criterion 2 - Progress		
	Total Number of Students Tested	Number Making Proficient	Percent Making Proficient	Total Number of Students Tested	Number Making Progress	Percent Making Progress
AMAO Performance	116	19	16.4	94	68	72.3

Criterion 3 - Adequate Yearly Progress (AYP for LEP subgroup)											
Percent Tested on State Tests				Percent Meeting/Exceeding Standards						Other Indicators (When Safe Harbor Applied)	
Reading		Mathematics		Reading			Mathematics				
%	Met AYP	%	Met AYP	%	Safe Harbor Target	Met AYP	%	Safe Harbor Target	Met AYP	Attendance Rate	Graduation Rate
98.6	Yes	98.6	Yes	74.2		Yes	57.6		Yes		55.6

Proficiency and Progress calculations are performed only if there are at least 30 students. Proficiency and progress with fewer than 30 students are not reported. A 95% confidence interval has been applied.

Three Conditions Are Required For Making Adequate Yearly Progress (AYP)
1. At least 95.0% tested for Reading and Mathematics for the LEP Subgroup. If the current year's participation rates are less than 95%, the participation rate for AYP will be considered sufficient if the average of the current year and the preceding year is at least 95%, or if the average of the current year and the two preceding years is at least 95%. Only actual participation rates are printed. If the participation rate printed is less than 95% but 'Met AYP' is 'Yes', it means the 95% condition was met by averaging.
2. At least 47.5% Meeting/Exceeding Standards for reading and mathematics for the LEP subgroup; for LEP subgroup under the 47.5% Meeting/Exceeding requirement, a 95% confidence interval has been applied; or meet Safe Harbor requirements.
3. At least 89.0% Attendance Rate for elementary school districts or at least 69.0% Graduation Rate for high school districts. Unit districts must meet both criteria.

AYP for LEP subgroup includes only students enrolled as of 5/1/05.

Safe Harbor Targets of 47.5% or above are not printed.

LEP Subgroups with fewer than 45 students are not reported. Safe harbor only applies to subgroups. In order for safe harbor to apply, a subgroup must decrease by 10% the percentage of scores that did not meet state standards from the previous year plus meet the other indicators (attendance rate for non-high school districts, graduation rate for high school districts, and attendance and graduation rates for unit school districts) for the subgroup. Safe harbor allows school districts an alternate method to meet subgroup minimum targets on achievement.



# ANNUAL MEASURABLE ACHIEVEMENT OBJECTIVES

Is this district meeting Annual Measurable Achievement Objectives (AMAO)?	Yes
Is this district meeting English Proficiency target?	Yes
Is this district meeting Progress in English target?	
Is this district meeting AYP for LEP?	

English Language Proficiency Test: ACCESS for ELLs™

Minimum Target:

English Proficiency Targets	English Progress Targets	AYP - Participation Rate		AYP - Percent Meeting/Exceeding		AYP - Other Indicators	
		Reading	Mathematics	Reading	Mathematics	Attendances	Graduations
10.0	85.0	95.0	95.0	47.5	47.5	89.0	69.0

	Criterion 1 - Proficiency			Criterion 2 - Progress		
	Total Number of Students Tested	Number Making Proficient	Percent Making Proficient	Total Number of Students Tested	Number Making Progress	Percent Making Progress
AMAO Performance	36	7	19.4	17		

Criterion 3 - Adequate Yearly Progress (AYP for LEP subgroup)											
Percent Tested on State Tests				Percent Meeting/Exceeding Standards						Other Indicators (When Safe Harbor Applied)	
Reading		Mathematics		Reading			Mathematics				
%	Met AYP	%	Met AYP	%	Safe Harbor Target	Met AYP	%	Safe Harbor Target	Met AYP	Attendance Rate	Graduation Rate
										92.1	

Proficiency and Progress calculations are performed only if there are at least 30 students. Proficiency and progress with fewer than 30 students are not reported. A 95% confidence interval has been applied.

<p>Three Conditions Are Required For Making Adequate Yearly Progress (AYP)</p> <ol style="list-style-type: none"> <li>At least 95.0% tested for Reading and Mathematics for the LEP Subgroup. If the current year's participation rates are less than 95%, the participation rate for AYP will be considered sufficient if the average of the current year and the preceding year is at least 95%, or if the average of the current year and the two preceding years is at least 95%. Only actual participation rates are printed. If the participation rate printed is less than 95% but 'Met AYP' is 'Yes', it means the 95% condition was met by averaging.</li> <li>At least 47.5% Meeting/Exceeding Standards for reading and mathematics for the LEP subgroup; for LEP subgroup under the 47.5% Meeting/Exceeding requirement, a 95% confidence interval has been applied; or meet Safe Harbor requirements.</li> <li>At least 89.0% Attendance Rate for elementary school districts or at least 69.0% Graduation Rate for high school districts. Unit districts must meet both criteria.</li> </ol>
--

AYP for LEP subgroup includes only students enrolled as of 5/1/05.

Safe Harbor Targets of 47.5% or above are not printed.

LEP Subgroups with fewer than 45 students are not reported. Safe harbor only applies to subgroups. In order for safe harbor to apply, a subgroup must decrease by 10% the percentage of scores that did not meet state standards from the previous year plus meet the other indicators (attendance rate for non-high school districts, graduation rate for high school districts, and attendance and graduation rates for unit school districts) for the subgroup. Safe harbor allows school districts an alternate method to meet subgroup minimum targets on achievement.



# ANNUAL MEASURABLE ACHIEVEMENT OBJECTIVES

Is this district meeting Annual Measurable Achievement Objectives (AMAO)?	Yes
Is this district meeting English Proficiency target?	Yes
Is this district meeting Progress in English target?	
Is this district meeting AYP for LEP?	

English Language Proficiency Test: ACCESS for ELLs™

Minimum Target:

English Proficiency Targets	English Progress Targets	AYP - Participation Rate		AYP - Percent Meeting/Exceeding		AYP - Other Indicators	
		Reading	Mathematics	Reading	Mathematics	Attendances	Graduations
10.0	85.0	95.0	95.0	47.5	47.5	89.0	69.0

	Criterion 1 - Proficiency			Criterion 2 - Progress		
	Total Number of Students Tested	Number Making Proficient	Percent Making Proficient	Total Number of Students Tested	Number Making Progress	Percent Making Progress
AMAO Performance	36	15	41.7	21		

Criterion 3 - Adequate Yearly Progress (AYP for LEP subgroup)											
Percent Tested on State Tests				Percent Meeting/Exceeding Standards						Other Indicators (When Safe Harbor Applied)	
Reading		Mathematics		Reading			Mathematics				
%	Met AYP	%	Met AYP	%	Safe Harbor Target	Met AYP	%	Safe Harbor Target	Met AYP	Attendance Rate	Graduation Rate
										95.8	

Proficiency and Progress calculations are performed only if there are at least 30 students. Proficiency and progress with fewer than 30 students are not reported. A 95% confidence interval has been applied.

<p>Three Conditions Are Required For Making Adequate Yearly Progress (AYP)</p> <ol style="list-style-type: none"> <li>At least 95.0% tested for Reading and Mathematics for the LEP Subgroup. If the current year's participation rates are less than 95%, the participation rate for AYP will be considered sufficient if the average of the current year and the preceding year is at least 95%, or if the average of the current year and the two preceding years is at least 95%. Only actual participation rates are printed. If the participation rate printed is less than 95% but 'Met AYP' is 'Yes', it means the 95% condition was met by averaging.</li> <li>At least 47.5% Meeting/Exceeding Standards for reading and mathematics for the LEP subgroup; for LEP subgroup under the 47.5% Meeting/Exceeding requirement, a 95% confidence interval has been applied; or meet Safe Harbor requirements.</li> <li>At least 89.0% Attendance Rate for elementary school districts or at least 69.0% Graduation Rate for high school districts. Unit districts must meet both criteria.</li> </ol>
--

AYP for LEP subgroup includes only students enrolled as of 5/1/05.

Safe Harbor Targets of 47.5% or above are not printed.

LEP Subgroups with fewer than 45 students are not reported. Safe harbor only applies to subgroups. In order for safe harbor to apply, a subgroup must decrease by 10% the percentage of scores that did not meet state standards from the previous year plus meet the other indicators (attendance rate for non-high school districts, graduation rate for high school districts, and attendance and graduation rates for unit school districts) for the subgroup. Safe harbor allows school districts an alternate method to meet subgroup minimum targets on achievement.



# ANNUAL MEASURABLE ACHIEVEMENT OBJECTIVES

Is this district meeting Annual Measurable Achievement Objectives (AMAO)?	
Is this district meeting English Proficiency target?	
Is this district meeting Progress in English target?	
Is this district meeting AYP for LEP?	

English Language Proficiency Test: ACCESS for ELLs™

Minimum Target:

English Proficiency Targets	English Progress Targets	AYP - Participation Rate		AYP - Percent Meeting/Exceeding		AYP - Other Indicators	
		Reading	Mathematics	Reading	Mathematics	Attendances	Graduations
10.0	85.0	95.0	95.0	47.5	47.5	89.0	69.0

	Criterion 1 - Proficiency			Criterion 2 - Progress		
	Total Number of Students Tested	Number Making Proficient	Percent Making Proficient	Total Number of Students Tested	Number Making Progress	Percent Making Progress
AMAO Performance	10					

Criterion 3 - Adequate Yearly Progress (AYP for LEP subgroup)											
Percent Tested on State Tests				Percent Meeting/Exceeding Standards						Other Indicators (When Safe Harbor Applied)	
Reading		Mathematics		Reading			Mathematics				
%	Met AYP	%	Met AYP	%	Safe Harbor Target	Met AYP	%	Safe Harbor Target	Met AYP	Attendance Rate	Graduation Rate
											100.0

Proficiency and Progress calculations are performed only if there are at least 30 students. Proficiency and progress with fewer than 30 students are not reported. A 95% confidence interval has been applied.

<p>Three Conditions Are Required For Making Adequate Yearly Progress (AYP)</p> <ol style="list-style-type: none"> <li>At least 95.0% tested for Reading and Mathematics for the LEP Subgroup. If the current year's participation rates are less than 95%, the participation rate for AYP will be considered sufficient if the average of the current year and the preceding year is at least 95%, or if the average of the current year and the two preceding years is at least 95%. Only actual participation rates are printed. If the participation rate printed is less than 95% but 'Met AYP' is 'Yes', it means the 95% condition was met by averaging.</li> <li>At least 47.5% Meeting/Exceeding Standards for reading and mathematics for the LEP subgroup; for LEP subgroup under the 47.5% Meeting/Exceeding requirement, a 95% confidence interval has been applied; or meet Safe Harbor requirements.</li> <li>At least 89.0% Attendance Rate for elementary school districts or at least 69.0% Graduation Rate for high school districts. Unit districts must meet both criteria.</li> </ol>
--

AYP for LEP subgroup includes only students enrolled as of 5/1/05.

Safe Harbor Targets of 47.5% or above are not printed.

LEP Subgroups with fewer than 45 students are not reported. Safe harbor only applies to subgroups. In order for safe harbor to apply, a subgroup must decrease by 10% the percentage of scores that did not meet state standards from the previous year plus meet the other indicators (attendance rate for non-high school districts, graduation rate for high school districts, and attendance and graduation rates for unit school districts) for the subgroup. Safe harbor allows school districts an alternate method to meet subgroup minimum targets on achievement.



# ANNUAL MEASURABLE ACHIEVEMENT OBJECTIVES

Is this district meeting Annual Measurable Achievement Objectives (AMAO)?	No
Is this district meeting English Proficiency target?	Yes
Is this district meeting Progress in English target?	No
Is this district meeting AYP for LEP?	Yes

English Language Proficiency Test: ACCESS for ELLs™

Minimum Target:

English Proficiency Targets	English Progress Targets	AYP - Participation Rate		AYP - Percent Meeting/Exceeding		AYP - Other Indicators	
		Reading	Mathematics	Reading	Mathematics	Attendances	Graduations
10.0	85.0	95.0	95.0	47.5	47.5	89.0	69.0

	Criterion 1 - Proficiency			Criterion 2 - Progress		
	Total Number of Students Tested	Number Making Proficient	Percent Making Proficient	Total Number of Students Tested	Number Making Progress	Percent Making Progress
AMAO Performance	5777	688	11.9	3082	2395	77.7

Criterion 3 - Adequate Yearly Progress (AYP for LEP subgroup)											
Percent Tested on State Tests				Percent Meeting/Exceeding Standards						Other Indicators (When Safe Harbor Applied)	
Reading		Mathematics		Reading			Mathematics				
%	Met AYP	%	Met AYP	%	Safe Harbor Target	Met AYP	%	Safe Harbor Target	Met AYP	Attendance Rate	Graduation Rate
99.7	Yes	99.7	Yes	61.4		Yes	66.4		Yes		

Proficiency and Progress calculations are performed only if there are at least 30 students. Proficiency and progress with fewer than 30 students are not reported. A 95% confidence interval has been applied.

<p>Three Conditions Are Required For Making Adequate Yearly Progress (AYP)</p> <p>1. At least 95.0% tested for Reading and Mathematics for the LEP Subgroup. If the current year's participation rates are less than 95%, the participation rate for AYP will be considered sufficient if the average of the current year and the preceding year is at least 95%, or if the average of the current year and the two preceding years is at least 95%. Only actual participation rates are printed. If the participation rate printed is less than 95% but 'Met AYP' is 'Yes', it means the 95% condition was met by averaging.</p> <p>2. At least 47.5% Meeting/Exceeding Standards for reading and mathematics for the LEP subgroup; for LEP subgroup under the 47.5% Meeting/Exceeding requirement, a 95% confidence interval has been applied; or meet Safe Harbor requirements.</p> <p>3. At least 89.0% Attendance Rate for elementary school districts or at least 69.0% Graduation Rate for high school districts. Unit districts must meet both criteria.</p>
--

AYP for LEP subgroup includes only students enrolled as of 5/1/05.

Safe Harbor Targets of 47.5% or above are not printed.

LEP Subgroups with fewer than 45 students are not reported. Safe harbor only applies to subgroups. In order for safe harbor to apply, a subgroup must decrease by 10% the percentage of scores that did not meet state standards from the previous year plus meet the other indicators (attendance rate for non-high school districts, graduation rate for high school districts, and attendance and graduation rates for unit school districts) for the subgroup. Safe harbor allows school districts an alternate method to meet subgroup minimum targets on achievement.



# ANNUAL MEASURABLE ACHIEVEMENT OBJECTIVES

Is this district meeting Annual Measurable Achievement Objectives (AMAO)?	Yes
Is this district meeting English Proficiency target?	Yes
Is this district meeting Progress in English target?	Yes
Is this district meeting AYP for LEP?	Yes

English Language Proficiency Test: ACCESS for ELLs™

Minimum Target:

English Proficiency Targets	English Progress Targets	AYP - Participation Rate		AYP - Percent Meeting/Exceeding		AYP - Other Indicators	
		Reading	Mathematics	Reading	Mathematics	Attendances	Graduations
10.0	85.0	95.0	95.0	47.5	47.5	89.0	69.0

	Criterion 1 - Proficiency			Criterion 2 - Progress		
	Total Number of Students Tested	Number Making Proficient	Percent Making Proficient	Total Number of Students Tested	Number Making Progress	Percent Making Progress
AMAO Performance	116	30	25.9	70	56	80.0

Criterion 3 - Adequate Yearly Progress (AYP for LEP subgroup)											
Percent Tested on State Tests				Percent Meeting/Exceeding Standards						Other Indicators (When Safe Harbor Applied)	
Reading		Mathematics		Reading			Mathematics				
%	Met AYP	%	Met AYP	%	Safe Harbor Target	Met AYP	%	Safe Harbor Target	Met AYP	Attendance Rate	Graduation Rate
98.6	Yes	98.6	Yes	68.8		Yes	55.6		Yes		100.0

Proficiency and Progress calculations are performed only if there are at least 30 students. Proficiency and progress with fewer than 30 students are not reported. A 95% confidence interval has been applied.

<p>Three Conditions Are Required For Making Adequate Yearly Progress (AYP)</p> <p>1. At least 95.0% tested for Reading and Mathematics for the LEP Subgroup. If the current year's participation rates are less than 95%, the participation rate for AYP will be considered sufficient if the average of the current year and the preceding year is at least 95%, or if the average of the current year and the two preceding years is at least 95%. Only actual participation rates are printed. If the participation rate printed is less than 95% but 'Met AYP' is 'Yes', it means the 95% condition was met by averaging.</p> <p>2. At least 47.5% Meeting/Exceeding Standards for reading and mathematics for the LEP subgroup; for LEP subgroup under the 47.5% Meeting/Exceeding requirement, a 95% confidence interval has been applied; or meet Safe Harbor requirements.</p> <p>3. At least 89.0% Attendance Rate for elementary school districts or at least 69.0% Graduation Rate for high school districts. Unit districts must meet both criteria.</p>
--

AYP for LEP subgroup includes only students enrolled as of 5/1/05.

Safe Harbor Targets of 47.5% or above are not printed.

LEP Subgroups with fewer than 45 students are not reported. Safe harbor only applies to subgroups. In order for safe harbor to apply, a subgroup must decrease by 10% the percentage of scores that did not meet state standards from the previous year plus meet the other indicators (attendance rate for non-high school districts, graduation rate for high school districts, and attendance and graduation rates for unit school districts) for the subgroup. Safe harbor allows school districts an alternate method to meet subgroup minimum targets on achievement.



# ANNUAL MEASURABLE ACHIEVEMENT OBJECTIVES

Is this district meeting Annual Measurable Achievement Objectives (AMAO)?	No
Is this district meeting English Proficiency target?	Yes
Is this district meeting Progress in English target?	No
Is this district meeting AYP for LEP?	Yes

English Language Proficiency Test: ACCESS for ELLs™

Minimum Target:

English Proficiency Targets	English Progress Targets	AYP - Participation Rate		AYP - Percent Meeting/Exceeding		AYP - Other Indicators	
		Reading	Mathematics	Reading	Mathematics	Attendances	Graduations
10.0	85.0	95.0	95.0	47.5	47.5	89.0	69.0

	Criterion 1 - Proficiency			Criterion 2 - Progress		
	Total Number of Students Tested	Number Making Proficient	Percent Making Proficient	Total Number of Students Tested	Number Making Progress	Percent Making Progress
AMAO Performance	979	136	13.9	645	525	81.4

Criterion 3 - Adequate Yearly Progress (AYP for LEP subgroup)											
Percent Tested on State Tests				Percent Meeting/Exceeding Standards						Other Indicators (When Safe Harbor Applied)	
Reading		Mathematics		Reading			Mathematics				
%	Met AYP	%	Met AYP	%	Safe Harbor Target	Met AYP	%	Safe Harbor Target	Met AYP	Attendance Rate	Graduation Rate
99.0	Yes	99.0	Yes	61.7		Yes	64.8		Yes		81.0

Proficiency and Progress calculations are performed only if there are at least 30 students. Proficiency and progress with fewer than 30 students are not reported. A 95% confidence interval has been applied.

<p>Three Conditions Are Required For Making Adequate Yearly Progress (AYP)</p> <ol style="list-style-type: none"> <li>At least 95.0% tested for Reading and Mathematics for the LEP Subgroup. If the current year's participation rates are less than 95%, the participation rate for AYP will be considered sufficient if the average of the current year and the preceding year is at least 95%, or if the average of the current year and the two preceding years is at least 95%. Only actual participation rates are printed. If the participation rate printed is less than 95% but 'Met AYP' is 'Yes', it means the 95% condition was met by averaging.</li> <li>At least 47.5% Meeting/Exceeding Standards for reading and mathematics for the LEP subgroup; for LEP subgroup under the 47.5% Meeting/Exceeding requirement, a 95% confidence interval has been applied; or meet Safe Harbor requirements.</li> <li>At least 89.0% Attendance Rate for elementary school districts or at least 69.0% Graduation Rate for high school districts. Unit districts must meet both criteria.</li> </ol>
--

AYP for LEP subgroup includes only students enrolled as of 5/1/05.

Safe Harbor Targets of 47.5% or above are not printed.

LEP Subgroups with fewer than 45 students are not reported. Safe harbor only applies to subgroups. In order for safe harbor to apply, a subgroup must decrease by 10% the percentage of scores that did not meet state standards from the previous year plus meet the other indicators (attendance rate for non-high school districts, graduation rate for high school districts, and attendance and graduation rates for unit school districts) for the subgroup. Safe harbor allows school districts an alternate method to meet subgroup minimum targets on achievement.



# ANNUAL MEASURABLE ACHIEVEMENT OBJECTIVES

Is this district meeting Annual Measurable Achievement Objectives (AMAO)?	No
Is this district meeting English Proficiency target?	Yes
Is this district meeting Progress in English target?	No
Is this district meeting AYP for LEP?	Yes

English Language Proficiency Test: ACCESS for ELLs™

Minimum Target:

English Proficiency Targets	English Progress Targets	AYP - Participation Rate		AYP - Percent Meeting/Exceeding		AYP - Other Indicators	
		Reading	Mathematics	Reading	Mathematics	Attendances	Graduations
10.0	85.0	95.0	95.0	47.5	47.5	89.0	69.0

	Criterion 1 - Proficiency			Criterion 2 - Progress		
	Total Number of Students Tested	Number Making Proficient	Percent Making Proficient	Total Number of Students Tested	Number Making Progress	Percent Making Progress
AMAO Performance	3970	585	14.7	2804	2081	74.2

Criterion 3 - Adequate Yearly Progress (AYP for LEP subgroup)											
Percent Tested on State Tests				Percent Meeting/Exceeding Standards						Other Indicators (When Safe Harbor Applied)	
Reading		Mathematics		Reading			Mathematics				
%	Met AYP	%	Met AYP	%	Safe Harbor Target	Met AYP	%	Safe Harbor Target	Met AYP	Attendance Rate	Graduation Rate
100.0	Yes	100.0	Yes	58.3		Yes	65.3		Yes		52.9

Proficiency and Progress calculations are performed only if there are at least 30 students. Proficiency and progress with fewer than 30 students are not reported. A 95% confidence interval has been applied.

<p>Three Conditions Are Required For Making Adequate Yearly Progress (AYP)</p> <p>1. At least 95.0% tested for Reading and Mathematics for the LEP Subgroup. If the current year's participation rates are less than 95%, the participation rate for AYP will be considered sufficient if the average of the current year and the preceding year is at least 95%, or if the average of the current year and the two preceding years is at least 95%. Only actual participation rates are printed. If the participation rate printed is less than 95% but 'Met AYP' is 'Yes', it means the 95% condition was met by averaging.</p> <p>2. At least 47.5% Meeting/Exceeding Standards for reading and mathematics for the LEP subgroup; for LEP subgroup under the 47.5% Meeting/Exceeding requirement, a 95% confidence interval has been applied; or meet Safe Harbor requirements.</p> <p>3. At least 89.0% Attendance Rate for elementary school districts or at least 69.0% Graduation Rate for high school districts. Unit districts must meet both criteria.</p>
--

AYP for LEP subgroup includes only students enrolled as of 5/1/05.

Safe Harbor Targets of 47.5% or above are not printed.

LEP Subgroups with fewer than 45 students are not reported. Safe harbor only applies to subgroups. In order for safe harbor to apply, a subgroup must decrease by 10% the percentage of scores that did not meet state standards from the previous year plus meet the other indicators (attendance rate for non-high school districts, graduation rate for high school districts, and attendance and graduation rates for unit school districts) for the subgroup. Safe harbor allows school districts an alternate method to meet subgroup minimum targets on achievement.



# ANNUAL MEASURABLE ACHIEVEMENT OBJECTIVES

Is this district meeting Annual Measurable Achievement Objectives (AMAO)?	No
Is this district meeting English Proficiency target?	Yes
Is this district meeting Progress in English target?	No
Is this district meeting AYP for LEP?	Yes

English Language Proficiency Test: ACCESS for ELLs™

Minimum Target:

English Proficiency Targets	English Progress Targets	AYP - Participation Rate		AYP - Percent Meeting/Exceeding		AYP - Other Indicators	
		Reading	Mathematics	Reading	Mathematics	Attendances	Graduations
10.0	85.0	95.0	95.0	47.5	47.5	89.0	69.0

	Criterion 1 - Proficiency			Criterion 2 - Progress		
	Total Number of Students Tested	Number Making Proficient	Percent Making Proficient	Total Number of Students Tested	Number Making Progress	Percent Making Progress
AMAO Performance	2061	378	18.3	1491	1019	68.3

Criterion 3 - Adequate Yearly Progress (AYP for LEP subgroup)											
Percent Tested on State Tests				Percent Meeting/Exceeding Standards						Other Indicators (When Safe Harbor Applied)	
Reading		Mathematics		Reading			Mathematics				
%	Met AYP	%	Met AYP	%	Safe Harbor Target	Met AYP	%	Safe Harbor Target	Met AYP	Attendance Rate	Graduation Rate
100.0	Yes	100.0	Yes	60.6		Yes	58.7		Yes		100.0

Proficiency and Progress calculations are performed only if there are at least 30 students. Proficiency and progress with fewer than 30 students are not reported. A 95% confidence interval has been applied.

<p>Three Conditions Are Required For Making Adequate Yearly Progress (AYP)</p> <p>1. At least 95.0% tested for Reading and Mathematics for the LEP Subgroup. If the current year's participation rates are less than 95%, the participation rate for AYP will be considered sufficient if the average of the current year and the preceding year is at least 95%, or if the average of the current year and the two preceding years is at least 95%. Only actual participation rates are printed. If the participation rate printed is less than 95% but 'Met AYP' is 'Yes', it means the 95% condition was met by averaging.</p> <p>2. At least 47.5% Meeting/Exceeding Standards for reading and mathematics for the LEP subgroup; for LEP subgroup under the 47.5% Meeting/Exceeding requirement, a 95% confidence interval has been applied; or meet Safe Harbor requirements.</p> <p>3. At least 89.0% Attendance Rate for elementary school districts or at least 69.0% Graduation Rate for high school districts. Unit districts must meet both criteria.</p>
--

AYP for LEP subgroup includes only students enrolled as of 5/1/05.

Safe Harbor Targets of 47.5% or above are not printed.

LEP Subgroups with fewer than 45 students are not reported. Safe harbor only applies to subgroups. In order for safe harbor to apply, a subgroup must decrease by 10% the percentage of scores that did not meet state standards from the previous year plus meet the other indicators (attendance rate for non-high school districts, graduation rate for high school districts, and attendance and graduation rates for unit school districts) for the subgroup. Safe harbor allows school districts an alternate method to meet subgroup minimum targets on achievement.



# ANNUAL MEASURABLE ACHIEVEMENT OBJECTIVES

Is this district meeting Annual Measurable Achievement Objectives (AMAO)?	Yes
Is this district meeting English Proficiency target?	Yes
Is this district meeting Progress in English target?	
Is this district meeting AYP for LEP?	

English Language Proficiency Test: ACCESS for ELLs™

Minimum Target:

English Proficiency Targets	English Progress Targets	AYP - Participation Rate		AYP - Percent Meeting/Exceeding		AYP - Other Indicators	
		Reading	Mathematics	Reading	Mathematics	Attendances	Graduations
10.0	85.0	95.0	95.0	47.5	47.5	89.0	69.0

	Criterion 1 - Proficiency			Criterion 2 - Progress		
	Total Number of Students Tested	Number Making Proficient	Percent Making Proficient	Total Number of Students Tested	Number Making Progress	Percent Making Progress
AMAO Performance	45	11	24.4	18		

Criterion 3 - Adequate Yearly Progress (AYP for LEP subgroup)											
Percent Tested on State Tests				Percent Meeting/Exceeding Standards						Other Indicators (When Safe Harbor Applied)	
Reading		Mathematics		Reading			Mathematics				
%	Met AYP	%	Met AYP	%	Safe Harbor Target	Met AYP	%	Safe Harbor Target	Met AYP	Attendance Rate	Graduation Rate

Proficiency and Progress calculations are performed only if there are at least 30 students. Proficiency and progress with fewer than 30 students are not reported. A 95% confidence interval has been applied.

<p>Three Conditions Are Required For Making Adequate Yearly Progress (AYP)</p> <ol style="list-style-type: none"> <li>At least 95.0% tested for Reading and Mathematics for the LEP Subgroup. If the current year's participation rates are less than 95%, the participation rate for AYP will be considered sufficient if the average of the current year and the preceding year is at least 95%, or if the average of the current year and the two preceding years is at least 95%. Only actual participation rates are printed. If the participation rate printed is less than 95% but 'Met AYP' is 'Yes', it means the 95% condition was met by averaging.</li> <li>At least 47.5% Meeting/Exceeding Standards for reading and mathematics for the LEP subgroup; for LEP subgroup under the 47.5% Meeting/Exceeding requirement, a 95% confidence interval has been applied; or meet Safe Harbor requirements.</li> <li>At least 89.0% Attendance Rate for elementary school districts or at least 69.0% Graduation Rate for high school districts. Unit districts must meet both criteria.</li> </ol>
--

AYP for LEP subgroup includes only students enrolled as of 5/1/05.

Safe Harbor Targets of 47.5% or above are not printed.

LEP Subgroups with fewer than 45 students are not reported. Safe harbor only applies to subgroups. In order for safe harbor to apply, a subgroup must decrease by 10% the percentage of scores that did not meet state standards from the previous year plus meet the other indicators (attendance rate for non-high school districts, graduation rate for high school districts, and attendance and graduation rates for unit school districts) for the subgroup. Safe harbor allows school districts an alternate method to meet subgroup minimum targets on achievement.



# ANNUAL MEASURABLE ACHIEVEMENT OBJECTIVES

Is this district meeting Annual Measurable Achievement Objectives (AMAO)?	Yes
Is this district meeting English Proficiency target?	Yes
Is this district meeting Progress in English target?	Yes
Is this district meeting AYP for LEP?	Yes

English Language Proficiency Test: ACCESS for ELLs™

Minimum Target:

English Proficiency Targets	English Progress Targets	AYP - Participation Rate		AYP - Percent Meeting/Exceeding		AYP - Other Indicators	
		Reading	Mathematics	Reading	Mathematics	Attendances	Graduations
10.0	85.0	95.0	95.0	47.5	47.5	89.0	69.0

	Criterion 1 - Proficiency			Criterion 2 - Progress		
	Total Number of Students Tested	Number Making Proficient	Percent Making Proficient	Total Number of Students Tested	Number Making Progress	Percent Making Progress
AMAO Performance	221	41	18.6	128	115	89.8

Criterion 3 - Adequate Yearly Progress (AYP for LEP subgroup)											
Percent Tested on State Tests				Percent Meeting/Exceeding Standards						Other Indicators (When Safe Harbor Applied)	
Reading		Mathematics		Reading			Mathematics				
%	Met AYP	%	Met AYP	%	Safe Harbor Target	Met AYP	%	Safe Harbor Target	Met AYP	Attendance Rate	Graduation Rate
100.0	Yes	100.0	Yes	60.4		Yes	57.5		Yes		62.5

Proficiency and Progress calculations are performed only if there are at least 30 students. Proficiency and progress with fewer than 30 students are not reported. A 95% confidence interval has been applied.

<p>Three Conditions Are Required For Making Adequate Yearly Progress (AYP)</p> <p>1. At least 95.0% tested for Reading and Mathematics for the LEP Subgroup. If the current year's participation rates are less than 95%, the participation rate for AYP will be considered sufficient if the average of the current year and the preceding year is at least 95%, or if the average of the current year and the two preceding years is at least 95%. Only actual participation rates are printed. If the participation rate printed is less than 95% but 'Met AYP' is 'Yes', it means the 95% condition was met by averaging.</p> <p>2. At least 47.5% Meeting/Exceeding Standards for reading and mathematics for the LEP subgroup; for LEP subgroup under the 47.5% Meeting/Exceeding requirement, a 95% confidence interval has been applied; or meet Safe Harbor requirements.</p> <p>3. At least 89.0% Attendance Rate for elementary school districts or at least 69.0% Graduation Rate for high school districts. Unit districts must meet both criteria.</p>
--

AYP for LEP subgroup includes only students enrolled as of 5/1/05.

Safe Harbor Targets of 47.5% or above are not printed.

LEP Subgroups with fewer than 45 students are not reported. Safe harbor only applies to subgroups. In order for safe harbor to apply, a subgroup must decrease by 10% the percentage of scores that did not meet state standards from the previous year plus meet the other indicators (attendance rate for non-high school districts, graduation rate for high school districts, and attendance and graduation rates for unit school districts) for the subgroup. Safe harbor allows school districts an alternate method to meet subgroup minimum targets on achievement.



# ANNUAL MEASURABLE ACHIEVEMENT OBJECTIVES

Is this district meeting Annual Measurable Achievement Objectives (AMAO)?	Yes
Is this district meeting English Proficiency target?	Yes
Is this district meeting Progress in English target?	
Is this district meeting AYP for LEP?	

English Language Proficiency Test: ACCESS for ELLs™

Minimum Target:

English Proficiency Targets	English Progress Targets	AYP - Participation Rate		AYP - Percent Meeting/Exceeding		AYP - Other Indicators	
		Reading	Mathematics	Reading	Mathematics	Attendances	Graduations
10.0	85.0	95.0	95.0	47.5	47.5	89.0	69.0

	Criterion 1 - Proficiency			Criterion 2 - Progress		
	Total Number of Students Tested	Number Making Proficient	Percent Making Proficient	Total Number of Students Tested	Number Making Progress	Percent Making Progress
AMAO Performance	48	11	22.9	20		

Criterion 3 - Adequate Yearly Progress (AYP for LEP subgroup)											
Percent Tested on State Tests				Percent Meeting/Exceeding Standards						Other Indicators (When Safe Harbor Applied)	
Reading		Mathematics		Reading			Mathematics				
%	Met AYP	%	Met AYP	%	Safe Harbor Target	Met AYP	%	Safe Harbor Target	Met AYP	Attendance Rate	Graduation Rate
											100.0

Proficiency and Progress calculations are performed only if there are at least 30 students. Proficiency and progress with fewer than 30 students are not reported. A 95% confidence interval has been applied.

Three Conditions Are Required For Making Adequate Yearly Progress (AYP)

- At least 95.0% tested for Reading and Mathematics for the LEP Subgroup. If the current year's participation rates are less than 95%, the participation rate for AYP will be considered sufficient if the average of the current year and the preceding year is at least 95%, or if the average of the current year and the two preceding years is at least 95%. Only actual participation rates are printed. If the participation rate printed is less than 95% but 'Met AYP' is 'Yes', it means the 95% condition was met by averaging.
- At least 47.5% Meeting/Exceeding Standards for reading and mathematics for the LEP subgroup; for LEP subgroup under the 47.5% Meeting/Exceeding requirement, a 95% confidence interval has been applied; or meet Safe Harbor requirements.
- At least 89.0% Attendance Rate for elementary school districts or at least 69.0% Graduation Rate for high school districts. Unit districts must meet both criteria.

AYP for LEP subgroup includes only students enrolled as of 5/1/05.

Safe Harbor Targets of 47.5% or above are not printed.

LEP Subgroups with fewer than 45 students are not reported. Safe harbor only applies to subgroups. In order for safe harbor to apply, a subgroup must decrease by 10% the percentage of scores that did not meet state standards from the previous year plus meet the other indicators (attendance rate for non-high school districts, graduation rate for high school districts, and attendance and graduation rates for unit school districts) for the subgroup. Safe harbor allows school districts an alternate method to meet subgroup minimum targets on achievement.



# ANNUAL MEASURABLE ACHIEVEMENT OBJECTIVES

Is this district meeting Annual Measurable Achievement Objectives (AMAO)?	Yes
Is this district meeting English Proficiency target?	Yes
Is this district meeting Progress in English target?	
Is this district meeting AYP for LEP?	

English Language Proficiency Test: ACCESS for ELLs™

Minimum Target:

English Proficiency Targets	English Progress Targets	AYP - Participation Rate		AYP - Percent Meeting/Exceeding		AYP - Other Indicators	
		Reading	Mathematics	Reading	Mathematics	Attendances	Graduations
10.0	85.0	95.0	95.0	47.5	47.5	89.0	69.0

	Criterion 1 - Proficiency			Criterion 2 - Progress		
	Total Number of Students Tested	Number Making Proficient	Percent Making Proficient	Total Number of Students Tested	Number Making Progress	Percent Making Progress
AMAO Performance	33	1	3.0	16		

Criterion 3 - Adequate Yearly Progress (AYP for LEP subgroup)											
Percent Tested on State Tests				Percent Meeting/Exceeding Standards						Other Indicators (When Safe Harbor Applied)	
Reading		Mathematics		Reading			Mathematics				
%	Met AYP	%	Met AYP	%	Safe Harbor Target	Met AYP	%	Safe Harbor Target	Met AYP	Attendance Rate	Graduation Rate
											60.0

Proficiency and Progress calculations are performed only if there are at least 30 students. Proficiency and progress with fewer than 30 students are not reported. A 95% confidence interval has been applied.

Three Conditions Are Required For Making Adequate Yearly Progress (AYP)

- At least 95.0% tested for Reading and Mathematics for the LEP Subgroup. If the current year's participation rates are less than 95%, the participation rate for AYP will be considered sufficient if the average of the current year and the preceding year is at least 95%, or if the average of the current year and the two preceding years is at least 95%. Only actual participation rates are printed. If the participation rate printed is less than 95% but 'Met AYP' is 'Yes', it means the 95% condition was met by averaging.
- At least 47.5% Meeting/Exceeding Standards for reading and mathematics for the LEP subgroup; for LEP subgroup under the 47.5% Meeting/Exceeding requirement, a 95% confidence interval has been applied; or meet Safe Harbor requirements.
- At least 89.0% Attendance Rate for elementary school districts or at least 69.0% Graduation Rate for high school districts. Unit districts must meet both criteria.

AYP for LEP subgroup includes only students enrolled as of 5/1/05.

Safe Harbor Targets of 47.5% or above are not printed.

LEP Subgroups with fewer than 45 students are not reported. Safe harbor only applies to subgroups. In order for safe harbor to apply, a subgroup must decrease by 10% the percentage of scores that did not meet state standards from the previous year plus meet the other indicators (attendance rate for non-high school districts, graduation rate for high school districts, and attendance and graduation rates for unit school districts) for the subgroup. Safe harbor allows school districts an alternate method to meet subgroup minimum targets on achievement.



# ANNUAL MEASURABLE ACHIEVEMENT OBJECTIVES

Is this district meeting Annual Measurable Achievement Objectives (AMAO)?	No
Is this district meeting English Proficiency target?	No
Is this district meeting Progress in English target?	No
Is this district meeting AYP for LEP?	Yes

English Language Proficiency Test: ACCESS for ELLs™

Minimum Target:

English Proficiency Targets	English Progress Targets	AYP - Participation Rate		AYP - Percent Meeting/Exceeding		AYP - Other Indicators	
		Reading	Mathematics	Reading	Mathematics	Attendances	Graduations
10.0	85.0	95.0	95.0	47.5	47.5	89.0	69.0

	Criterion 1 - Proficiency			Criterion 2 - Progress		
	Total Number of Students Tested	Number Making Proficient	Percent Making Proficient	Total Number of Students Tested	Number Making Progress	Percent Making Progress
AMAO Performance	132	7	5.3	53	34	64.2

Criterion 3 - Adequate Yearly Progress (AYP for LEP subgroup)											
Percent Tested on State Tests				Percent Meeting/Exceeding Standards						Other Indicators (When Safe Harbor Applied)	
Reading		Mathematics		Reading			Mathematics				
%	Met AYP	%	Met AYP	%	Safe Harbor Target	Met AYP	%	Safe Harbor Target	Met AYP	Attendance Rate	Graduation Rate
100.0	Yes	100.0	Yes								37.5

Proficiency and Progress calculations are performed only if there are at least 30 students. Proficiency and progress with fewer than 30 students are not reported. A 95% confidence interval has been applied.

Three Conditions Are Required For Making Adequate Yearly Progress (AYP)
1. At least 95.0% tested for Reading and Mathematics for the LEP Subgroup. If the current year's participation rates are less than 95%, the participation rate for AYP will be considered sufficient if the average of the current year and the preceding year is at least 95%, or if the average of the current year and the two preceding years is at least 95%. Only actual participation rates are printed. If the participation rate printed is less than 95% but 'Met AYP' is 'Yes', it means the 95% condition was met by averaging.
2. At least 47.5% Meeting/Exceeding Standards for reading and mathematics for the LEP subgroup; for LEP subgroup under the 47.5% Meeting/Exceeding requirement, a 95% confidence interval has been applied; or meet Safe Harbor requirements.
3. At least 89.0% Attendance Rate for elementary school districts or at least 69.0% Graduation Rate for high school districts. Unit districts must meet both criteria.

AYP for LEP subgroup includes only students enrolled as of 5/1/05.

Safe Harbor Targets of 47.5% or above are not printed.

LEP Subgroups with fewer than 45 students are not reported. Safe harbor only applies to subgroups. In order for safe harbor to apply, a subgroup must decrease by 10% the percentage of scores that did not meet state standards from the previous year plus meet the other indicators (attendance rate for non-high school districts, graduation rate for high school districts, and attendance and graduation rates for unit school districts) for the subgroup. Safe harbor allows school districts an alternate method to meet subgroup minimum targets on achievement.



# ANNUAL MEASURABLE ACHIEVEMENT OBJECTIVES

Is this district meeting Annual Measurable Achievement Objectives (AMAO)?	Yes
Is this district meeting English Proficiency target?	Yes
Is this district meeting Progress in English target?	Yes
Is this district meeting AYP for LEP?	Yes

English Language Proficiency Test: ACCESS for ELLs™

Minimum Target:

English Proficiency Targets	English Progress Targets	AYP - Participation Rate		AYP - Percent Meeting/Exceeding		AYP - Other Indicators	
		Reading	Mathematics	Reading	Mathematics	Attendances	Graduations
10.0	85.0	95.0	95.0	47.5	47.5	89.0	69.0

	Criterion 1 - Proficiency			Criterion 2 - Progress		
	Total Number of Students Tested	Number Making Proficient	Percent Making Proficient	Total Number of Students Tested	Number Making Progress	Percent Making Progress
AMAO Performance	199	49	24.6	93	81	87.1

Criterion 3 - Adequate Yearly Progress (AYP for LEP subgroup)											
Percent Tested on State Tests				Percent Meeting/Exceeding Standards						Other Indicators (When Safe Harbor Applied)	
Reading		Mathematics		Reading			Mathematics				
%	Met AYP	%	Met AYP	%	Safe Harbor Target	Met AYP	%	Safe Harbor Target	Met AYP	Attendance Rate	Graduation Rate
99.2	Yes	99.2	Yes	65.0		Yes	43.0		Yes	93.7	

Proficiency and Progress calculations are performed only if there are at least 30 students. Proficiency and progress with fewer than 30 students are not reported. A 95% confidence interval has been applied.

Three Conditions Are Required For Making Adequate Yearly Progress (AYP)

- At least 95.0% tested for Reading and Mathematics for the LEP Subgroup. If the current year's participation rates are less than 95%, the participation rate for AYP will be considered sufficient if the average of the current year and the preceding year is at least 95%, or if the average of the current year and the two preceding years is at least 95%. Only actual participation rates are printed. If the participation rate printed is less than 95% but 'Met AYP' is 'Yes', it means the 95% condition was met by averaging.
- At least 47.5% Meeting/Exceeding Standards for reading and mathematics for the LEP subgroup; for LEP subgroup under the 47.5% Meeting/Exceeding requirement, a 95% confidence interval has been applied; or meet Safe Harbor requirements.
- At least 89.0% Attendance Rate for elementary school districts or at least 69.0% Graduation Rate for high school districts. Unit districts must meet both criteria.

AYP for LEP subgroup includes only students enrolled as of 5/1/05.

Safe Harbor Targets of 47.5% or above are not printed.

LEP Subgroups with fewer than 45 students are not reported. Safe harbor only applies to subgroups. In order for safe harbor to apply, a subgroup must decrease by 10% the percentage of scores that did not meet state standards from the previous year plus meet the other indicators (attendance rate for non-high school districts, graduation rate for high school districts, and attendance and graduation rates for unit school districts) for the subgroup. Safe harbor allows school districts an alternate method to meet subgroup minimum targets on achievement.



# ANNUAL MEASURABLE ACHIEVEMENT OBJECTIVES

Is this district meeting Annual Measurable Achievement Objectives (AMAO)?	Yes
Is this district meeting English Proficiency target?	Yes
Is this district meeting Progress in English target?	Yes
Is this district meeting AYP for LEP?	Yes

English Language Proficiency Test: ACCESS for ELLs™

Minimum Target:

English Proficiency Targets	English Progress Targets	AYP - Participation Rate		AYP - Percent Meeting/Exceeding		AYP - Other Indicators	
		Reading	Mathematics	Reading	Mathematics	Attendances	Graduations
10.0	85.0	95.0	95.0	47.5	47.5	89.0	69.0

	Criterion 1 - Proficiency			Criterion 2 - Progress		
	Total Number of Students Tested	Number Making Proficient	Percent Making Proficient	Total Number of Students Tested	Number Making Progress	Percent Making Progress
AMAO Performance	329	62	18.8	170	144	84.7

Criterion 3 - Adequate Yearly Progress (AYP for LEP subgroup)											
Percent Tested on State Tests				Percent Meeting/Exceeding Standards						Other Indicators (When Safe Harbor Applied)	
Reading		Mathematics		Reading			Mathematics				
%	Met AYP	%	Met AYP	%	Safe Harbor Target	Met AYP	%	Safe Harbor Target	Met AYP	Attendance Rate	Graduation Rate
94.8	Yes	94.8	Yes	69.0		Yes	69.8		Yes	94.9	

Proficiency and Progress calculations are performed only if there are at least 30 students. Proficiency and progress with fewer than 30 students are not reported. A 95% confidence interval has been applied.

<p>Three Conditions Are Required For Making Adequate Yearly Progress (AYP)</p> <ol style="list-style-type: none"> <li>1. At least 95.0% tested for Reading and Mathematics for the LEP Subgroup. If the current year's participation rates are less than 95%, the participation rate for AYP will be considered sufficient if the average of the current year and the preceding year is at least 95%, or if the average of the current year and the two preceding years is at least 95%. Only actual participation rates are printed. If the participation rate printed is less than 95% but 'Met AYP' is 'Yes', it means the 95% condition was met by averaging.</li> <li>2. At least 47.5% Meeting/Exceeding Standards for reading and mathematics for the LEP subgroup; for LEP subgroup under the 47.5% Meeting/Exceeding requirement, a 95% confidence interval has been applied; or meet Safe Harbor requirements.</li> <li>3. At least 89.0% Attendance Rate for elementary school districts or at least 69.0% Graduation Rate for high school districts. Unit districts must meet both criteria.</li> </ol>
---

AYP for LEP subgroup includes only students enrolled as of 5/1/05.

Safe Harbor Targets of 47.5% or above are not printed.

LEP Subgroups with fewer than 45 students are not reported. Safe harbor only applies to subgroups. In order for safe harbor to apply, a subgroup must decrease by 10% the percentage of scores that did not meet state standards from the previous year plus meet the other indicators (attendance rate for non-high school districts, graduation rate for high school districts, and attendance and graduation rates for unit school districts) for the subgroup. Safe harbor allows school districts an alternate method to meet subgroup minimum targets on achievement.



# ANNUAL MEASURABLE ACHIEVEMENT OBJECTIVES

Is this district meeting Annual Measurable Achievement Objectives (AMAO)?	Yes
Is this district meeting English Proficiency target?	Yes
Is this district meeting Progress in English target?	
Is this district meeting AYP for LEP?	Yes

English Language Proficiency Test: ACCESS for ELLs™

Minimum Target:

English Proficiency Targets	English Progress Targets	AYP - Participation Rate		AYP - Percent Meeting/Exceeding		AYP - Other Indicators	
		Reading	Mathematics	Reading	Mathematics	Attendances	Graduations
10.0	85.0	95.0	95.0	47.5	47.5	89.0	69.0

	Criterion 1 - Proficiency			Criterion 2 - Progress		
	Total Number of Students Tested	Number Making Proficient	Percent Making Proficient	Total Number of Students Tested	Number Making Progress	Percent Making Progress
AMAO Performance	39	8	20.5	23		

Criterion 3 - Adequate Yearly Progress (AYP for LEP subgroup)											
Percent Tested on State Tests				Percent Meeting/Exceeding Standards						Other Indicators (When Safe Harbor Applied)	
Reading		Mathematics		Reading			Mathematics				
%	Met AYP	%	Met AYP	%	Safe Harbor Target	Met AYP	%	Safe Harbor Target	Met AYP	Attendance Rate	Graduation Rate
100.0	Yes	100.0	Yes	73.9		Yes	78.3		Yes	95.3	

Proficiency and Progress calculations are performed only if there are at least 30 students. Proficiency and progress with fewer than 30 students are not reported. A 95% confidence interval has been applied.

Three Conditions Are Required For Making Adequate Yearly Progress (AYP)

- At least 95.0% tested for Reading and Mathematics for the LEP Subgroup. If the current year's participation rates are less than 95%, the participation rate for AYP will be considered sufficient if the average of the current year and the preceding year is at least 95%, or if the average of the current year and the two preceding years is at least 95%. Only actual participation rates are printed. If the participation rate printed is less than 95% but 'Met AYP' is 'Yes', it means the 95% condition was met by averaging.
- At least 47.5% Meeting/Exceeding Standards for reading and mathematics for the LEP subgroup; for LEP subgroup under the 47.5% Meeting/Exceeding requirement, a 95% confidence interval has been applied; or meet Safe Harbor requirements.
- At least 89.0% Attendance Rate for elementary school districts or at least 69.0% Graduation Rate for high school districts. Unit districts must meet both criteria.

AYP for LEP subgroup includes only students enrolled as of 5/1/05.

Safe Harbor Targets of 47.5% or above are not printed.

LEP Subgroups with fewer than 45 students are not reported. Safe harbor only applies to subgroups. In order for safe harbor to apply, a subgroup must decrease by 10% the percentage of scores that did not meet state standards from the previous year plus meet the other indicators (attendance rate for non-high school districts, graduation rate for high school districts, and attendance and graduation rates for unit school districts) for the subgroup. Safe harbor allows school districts an alternate method to meet subgroup minimum targets on achievement.



# ANNUAL MEASURABLE ACHIEVEMENT OBJECTIVES

Is this district meeting Annual Measurable Achievement Objectives (AMAO)?	Yes
Is this district meeting English Proficiency target?	Yes
Is this district meeting Progress in English target?	Yes
Is this district meeting AYP for LEP?	

English Language Proficiency Test: ACCESS for ELLs™

Minimum Target:

English Proficiency Targets	English Progress Targets	AYP - Participation Rate		AYP - Percent Meeting/Exceeding		AYP - Other Indicators	
		Reading	Mathematics	Reading	Mathematics	Attendances	Graduations
10.0	85.0	95.0	95.0	47.5	47.5	89.0	69.0

	Criterion 1 - Proficiency			Criterion 2 - Progress		
	Total Number of Students Tested	Number Making Proficient	Percent Making Proficient	Total Number of Students Tested	Number Making Progress	Percent Making Progress
AMAO Performance	86	18	20.9	48	37	77.1

Criterion 3 - Adequate Yearly Progress (AYP for LEP subgroup)											
Percent Tested on State Tests				Percent Meeting/Exceeding Standards						Other Indicators (When Safe Harbor Applied)	
Reading		Mathematics		Reading			Mathematics				
%	Met AYP	%	Met AYP	%	Safe Harbor Target	Met AYP	%	Safe Harbor Target	Met AYP	Attendance Rate	Graduation Rate
										94.7	

Proficiency and Progress calculations are performed only if there are at least 30 students. Proficiency and progress with fewer than 30 students are not reported. A 95% confidence interval has been applied.

<p>Three Conditions Are Required For Making Adequate Yearly Progress (AYP)</p> <p>1. At least 95.0% tested for Reading and Mathematics for the LEP Subgroup. If the current year's participation rates are less than 95%, the participation rate for AYP will be considered sufficient if the average of the current year and the preceding year is at least 95%, or if the average of the current year and the two preceding years is at least 95%. Only actual participation rates are printed. If the participation rate printed is less than 95% but 'Met AYP' is 'Yes', it means the 95% condition was met by averaging.</p> <p>2. At least 47.5% Meeting/Exceeding Standards for reading and mathematics for the LEP subgroup; for LEP subgroup under the 47.5% Meeting/Exceeding requirement, a 95% confidence interval has been applied; or meet Safe Harbor requirements.</p> <p>3. At least 89.0% Attendance Rate for elementary school districts or at least 69.0% Graduation Rate for high school districts. Unit districts must meet both criteria.</p>
--

AYP for LEP subgroup includes only students enrolled as of 5/1/05.

Safe Harbor Targets of 47.5% or above are not printed.

LEP Subgroups with fewer than 45 students are not reported. Safe harbor only applies to subgroups. In order for safe harbor to apply, a subgroup must decrease by 10% the percentage of scores that did not meet state standards from the previous year plus meet the other indicators (attendance rate for non-high school districts, graduation rate for high school districts, and attendance and graduation rates for unit school districts) for the subgroup. Safe harbor allows school districts an alternate method to meet subgroup minimum targets on achievement.



# ANNUAL MEASURABLE ACHIEVEMENT OBJECTIVES

Is this district meeting Annual Measurable Achievement Objectives (AMAO)?	Yes
Is this district meeting English Proficiency target?	Yes
Is this district meeting Progress in English target?	Yes
Is this district meeting AYP for LEP?	Yes

English Language Proficiency Test: ACCESS for ELLs™

Minimum Target:

English Proficiency Targets	English Progress Targets	AYP - Participation Rate		AYP - Percent Meeting/Exceeding		AYP - Other Indicators	
		Reading	Mathematics	Reading	Mathematics	Attendances	Graduations
10.0	85.0	95.0	95.0	47.5	47.5	89.0	69.0

	Criterion 1 - Proficiency			Criterion 2 - Progress		
	Total Number of Students Tested	Number Making Proficient	Percent Making Proficient	Total Number of Students Tested	Number Making Progress	Percent Making Progress
AMAO Performance	192	94	49.0	112	92	82.1

Criterion 3 - Adequate Yearly Progress (AYP for LEP subgroup)											
Percent Tested on State Tests				Percent Meeting/Exceeding Standards						Other Indicators (When Safe Harbor Applied)	
Reading		Mathematics		Reading			Mathematics				
%	Met AYP	%	Met AYP	%	Safe Harbor Target	Met AYP	%	Safe Harbor Target	Met AYP	Attendance Rate	Graduation Rate
98.9	Yes	98.9	Yes	72.5		Yes	80.2		Yes	88.4	

Proficiency and Progress calculations are performed only if there are at least 30 students. Proficiency and progress with fewer than 30 students are not reported. A 95% confidence interval has been applied.

<p>Three Conditions Are Required For Making Adequate Yearly Progress (AYP)</p> <p>1. At least 95.0% tested for Reading and Mathematics for the LEP Subgroup. If the current year's participation rates are less than 95%, the participation rate for AYP will be considered sufficient if the average of the current year and the preceding year is at least 95%, or if the average of the current year and the two preceding years is at least 95%. Only actual participation rates are printed. If the participation rate printed is less than 95% but 'Met AYP' is 'Yes', it means the 95% condition was met by averaging.</p> <p>2. At least 47.5% Meeting/Exceeding Standards for reading and mathematics for the LEP subgroup; for LEP subgroup under the 47.5% Meeting/Exceeding requirement, a 95% confidence interval has been applied; or meet Safe Harbor requirements.</p> <p>3. At least 89.0% Attendance Rate for elementary school districts or at least 69.0% Graduation Rate for high school districts. Unit districts must meet both criteria.</p>
--

AYP for LEP subgroup includes only students enrolled as of 5/1/05.

Safe Harbor Targets of 47.5% or above are not printed.

LEP Subgroups with fewer than 45 students are not reported. Safe harbor only applies to subgroups. In order for safe harbor to apply, a subgroup must decrease by 10% the percentage of scores that did not meet state standards from the previous year plus meet the other indicators (attendance rate for non-high school districts, graduation rate for high school districts, and attendance and graduation rates for unit school districts) for the subgroup. Safe harbor allows school districts an alternate method to meet subgroup minimum targets on achievement.



# ANNUAL MEASURABLE ACHIEVEMENT OBJECTIVES

Is this district meeting Annual Measurable Achievement Objectives (AMAO)?	Yes
Is this district meeting English Proficiency target?	Yes
Is this district meeting Progress in English target?	Yes
Is this district meeting AYP for LEP?	Yes

English Language Proficiency Test: ACCESS for ELLs™

Minimum Target:

English Proficiency Targets	English Progress Targets	AYP - Participation Rate		AYP - Percent Meeting/Exceeding		AYP - Other Indicators	
		Reading	Mathematics	Reading	Mathematics	Attendances	Graduations
10.0	85.0	95.0	95.0	47.5	47.5	89.0	69.0

	Criterion 1 - Proficiency			Criterion 2 - Progress		
	Total Number of Students Tested	Number Making Proficient	Percent Making Proficient	Total Number of Students Tested	Number Making Progress	Percent Making Progress
AMAO Performance	404	107	26.5	239	216	90.4

Criterion 3 - Adequate Yearly Progress (AYP for LEP subgroup)											
Percent Tested on State Tests				Percent Meeting/Exceeding Standards						Other Indicators (When Safe Harbor Applied)	
Reading		Mathematics		Reading			Mathematics				
%	Met AYP	%	Met AYP	%	Safe Harbor Target	Met AYP	%	Safe Harbor Target	Met AYP	Attendance Rate	Graduation Rate
99.5	Yes	99.5	Yes	64.6		Yes	66.2		Yes	94.6	

Proficiency and Progress calculations are performed only if there are at least 30 students. Proficiency and progress with fewer than 30 students are not reported. A 95% confidence interval has been applied.

<p>Three Conditions Are Required For Making Adequate Yearly Progress (AYP)</p> <ol style="list-style-type: none"> <li>At least 95.0% tested for Reading and Mathematics for the LEP Subgroup. If the current year's participation rates are less than 95%, the participation rate for AYP will be considered sufficient if the average of the current year and the preceding year is at least 95%, or if the average of the current year and the two preceding years is at least 95%. Only actual participation rates are printed. If the participation rate printed is less than 95% but 'Met AYP' is 'Yes', it means the 95% condition was met by averaging.</li> <li>At least 47.5% Meeting/Exceeding Standards for reading and mathematics for the LEP subgroup; for LEP subgroup under the 47.5% Meeting/Exceeding requirement, a 95% confidence interval has been applied; or meet Safe Harbor requirements.</li> <li>At least 89.0% Attendance Rate for elementary school districts or at least 69.0% Graduation Rate for high school districts. Unit districts must meet both criteria.</li> </ol>
--

AYP for LEP subgroup includes only students enrolled as of 5/1/05.

Safe Harbor Targets of 47.5% or above are not printed.

LEP Subgroups with fewer than 45 students are not reported. Safe harbor only applies to subgroups. In order for safe harbor to apply, a subgroup must decrease by 10% the percentage of scores that did not meet state standards from the previous year plus meet the other indicators (attendance rate for non-high school districts, graduation rate for high school districts, and attendance and graduation rates for unit school districts) for the subgroup. Safe harbor allows school districts an alternate method to meet subgroup minimum targets on achievement.



# ANNUAL MEASURABLE ACHIEVEMENT OBJECTIVES

Is this district meeting Annual Measurable Achievement Objectives (AMAO)?	No
Is this district meeting English Proficiency target?	Yes
Is this district meeting Progress in English target?	No
Is this district meeting AYP for LEP?	Yes

English Language Proficiency Test: ACCESS for ELLs™

Minimum Target:

English Proficiency Targets	English Progress Targets	AYP - Participation Rate		AYP - Percent Meeting/Exceeding		AYP - Other Indicators	
		Reading	Mathematics	Reading	Mathematics	Attendances	Graduations
10.0	85.0	95.0	95.0	47.5	47.5	89.0	69.0

	Criterion 1 - Proficiency			Criterion 2 - Progress		
	Total Number of Students Tested	Number Making Proficient	Percent Making Proficient	Total Number of Students Tested	Number Making Progress	Percent Making Progress
AMAO Performance	566	138	24.4	361	266	73.7

Criterion 3 - Adequate Yearly Progress (AYP for LEP subgroup)											
Percent Tested on State Tests				Percent Meeting/Exceeding Standards						Other Indicators (When Safe Harbor Applied)	
Reading		Mathematics		Reading			Mathematics				
%	Met AYP	%	Met AYP	%	Safe Harbor Target	Met AYP	%	Safe Harbor Target	Met AYP	Attendance Rate	Graduation Rate
100.0	Yes	100.0	Yes	71.4		Yes	70.0		Yes	94.9	

Proficiency and Progress calculations are performed only if there are at least 30 students. Proficiency and progress with fewer than 30 students are not reported. A 95% confidence interval has been applied.

<p>Three Conditions Are Required For Making Adequate Yearly Progress (AYP)</p> <ol style="list-style-type: none"> <li>At least 95.0% tested for Reading and Mathematics for the LEP Subgroup. If the current year's participation rates are less than 95%, the participation rate for AYP will be considered sufficient if the average of the current year and the preceding year is at least 95%, or if the average of the current year and the two preceding years is at least 95%. Only actual participation rates are printed. If the participation rate printed is less than 95% but 'Met AYP' is 'Yes', it means the 95% condition was met by averaging.</li> <li>At least 47.5% Meeting/Exceeding Standards for reading and mathematics for the LEP subgroup; for LEP subgroup under the 47.5% Meeting/Exceeding requirement, a 95% confidence interval has been applied; or meet Safe Harbor requirements.</li> <li>At least 89.0% Attendance Rate for elementary school districts or at least 69.0% Graduation Rate for high school districts. Unit districts must meet both criteria.</li> </ol>
--

AYP for LEP subgroup includes only students enrolled as of 5/1/05.

Safe Harbor Targets of 47.5% or above are not printed.

LEP Subgroups with fewer than 45 students are not reported. Safe harbor only applies to subgroups. In order for safe harbor to apply, a subgroup must decrease by 10% the percentage of scores that did not meet state standards from the previous year plus meet the other indicators (attendance rate for non-high school districts, graduation rate for high school districts, and attendance and graduation rates for unit school districts) for the subgroup. Safe harbor allows school districts an alternate method to meet subgroup minimum targets on achievement.



# ANNUAL MEASURABLE ACHIEVEMENT OBJECTIVES

Is this district meeting Annual Measurable Achievement Objectives (AMAO)?	Yes
Is this district meeting English Proficiency target?	Yes
Is this district meeting Progress in English target?	Yes
Is this district meeting AYP for LEP?	

English Language Proficiency Test: ACCESS for ELLs™

Minimum Target:

English Proficiency Targets	English Progress Targets	AYP - Participation Rate		AYP - Percent Meeting/Exceeding		AYP - Other Indicators	
		Reading	Mathematics	Reading	Mathematics	Attendances	Graduations
10.0	85.0	95.0	95.0	47.5	47.5	89.0	69.0

	Criterion 1 - Proficiency			Criterion 2 - Progress		
	Total Number of Students Tested	Number Making Proficient	Percent Making Proficient	Total Number of Students Tested	Number Making Progress	Percent Making Progress
AMAO Performance	4263	689	16.2	3246	2903	89.4

Criterion 3 - Adequate Yearly Progress (AYP for LEP subgroup)											
Percent Tested on State Tests				Percent Meeting/Exceeding Standards						Other Indicators (When Safe Harbor Applied)	
Reading		Mathematics		Reading			Mathematics				
%	Met AYP	%	Met AYP	%	Safe Harbor Target	Met AYP	%	Safe Harbor Target	Met AYP	Attendance Rate	Graduation Rate

Proficiency and Progress calculations are performed only if there are at least 30 students. Proficiency and progress with fewer than 30 students are not reported. A 95% confidence interval has been applied.

Three Conditions Are Required For Making Adequate Yearly Progress (AYP)

- At least 95.0% tested for Reading and Mathematics for the LEP Subgroup. If the current year's participation rates are less than 95%, the participation rate for AYP will be considered sufficient if the average of the current year and the preceding year is at least 95%, or if the average of the current year and the two preceding years is at least 95%. Only actual participation rates are printed. If the participation rate printed is less than 95% but 'Met AYP' is 'Yes', it means the 95% condition was met by averaging.
- At least 47.5% Meeting/Exceeding Standards for reading and mathematics for the LEP subgroup; for LEP subgroup under the 47.5% Meeting/Exceeding requirement, a 95% confidence interval has been applied; or meet Safe Harbor requirements.
- At least 89.0% Attendance Rate for elementary school districts or at least 69.0% Graduation Rate for high school districts. Unit districts must meet both criteria.

AYP for LEP subgroup includes only students enrolled as of 5/1/05.

Safe Harbor Targets of 47.5% or above are not printed.

LEP Subgroups with fewer than 45 students are not reported. Safe harbor only applies to subgroups. In order for safe harbor to apply, a subgroup must decrease by 10% the percentage of scores that did not meet state standards from the previous year plus meet the other indicators (attendance rate for non-high school districts, graduation rate for high school districts, and attendance and graduation rates for unit school districts) for the subgroup. Safe harbor allows school districts an alternate method to meet subgroup minimum targets on achievement.



# ANNUAL MEASURABLE ACHIEVEMENT OBJECTIVES

Is this district meeting Annual Measurable Achievement Objectives (AMAO)?	Yes
Is this district meeting English Proficiency target?	Yes
Is this district meeting Progress in English target?	Yes
Is this district meeting AYP for LEP?	Yes

English Language Proficiency Test: ACCESS for ELLs™

Minimum Target:

English Proficiency Targets	English Progress Targets	AYP - Participation Rate		AYP - Percent Meeting/Exceeding		AYP - Other Indicators	
		Reading	Mathematics	Reading	Mathematics	Attendances	Graduations
10.0	85.0	95.0	95.0	47.5	47.5	89.0	69.0

	Criterion 1 - Proficiency			Criterion 2 - Progress		
	Total Number of Students Tested	Number Making Proficient	Percent Making Proficient	Total Number of Students Tested	Number Making Progress	Percent Making Progress
AMAO Performance	312	34	10.9	169	149	88.2

Criterion 3 - Adequate Yearly Progress (AYP for LEP subgroup)											
Percent Tested on State Tests				Percent Meeting/Exceeding Standards						Other Indicators (When Safe Harbor Applied)	
Reading		Mathematics		Reading			Mathematics				
%	Met AYP	%	Met AYP	%	Safe Harbor Target	Met AYP	%	Safe Harbor Target	Met AYP	Attendance Rate	Graduation Rate
99.2	Yes	99.2	Yes	66.0		Yes	65.6		Yes	94.5	

Proficiency and Progress calculations are performed only if there are at least 30 students. Proficiency and progress with fewer than 30 students are not reported. A 95% confidence interval has been applied.

Three Conditions Are Required For Making Adequate Yearly Progress (AYP)

1. At least 95.0% tested for Reading and Mathematics for the LEP Subgroup. If the current year's participation rates are less than 95%, the participation rate for AYP will be considered sufficient if the average of the current year and the preceding year is at least 95%, or if the average of the current year and the two preceding years is at least 95%. Only actual participation rates are printed. If the participation rate printed is less than 95% but 'Met AYP' is 'Yes', it means the 95% condition was met by averaging.
2. At least 47.5% Meeting/Exceeding Standards for reading and mathematics for the LEP subgroup; for LEP subgroup under the 47.5% Meeting/Exceeding requirement, a 95% confidence interval has been applied; or meet Safe Harbor requirements.
3. At least 89.0% Attendance Rate for elementary school districts or at least 69.0% Graduation Rate for high school districts. Unit districts must meet both criteria.

AYP for LEP subgroup includes only students enrolled as of 5/1/05.

Safe Harbor Targets of 47.5% or above are not printed.

LEP Subgroups with fewer than 45 students are not reported. Safe harbor only applies to subgroups. In order for safe harbor to apply, a subgroup must decrease by 10% the percentage of scores that did not meet state standards from the previous year plus meet the other indicators (attendance rate for non-high school districts, graduation rate for high school districts, and attendance and graduation rates for unit school districts) for the subgroup. Safe harbor allows school districts an alternate method to meet subgroup minimum targets on achievement.



# ANNUAL MEASURABLE ACHIEVEMENT OBJECTIVES

Is this district meeting Annual Measurable Achievement Objectives (AMAO)?	Yes
Is this district meeting English Proficiency target?	Yes
Is this district meeting Progress in English target?	Yes
Is this district meeting AYP for LEP?	Yes

English Language Proficiency Test: ACCESS for ELLs™

Minimum Target:

English Proficiency Targets	English Progress Targets	AYP - Participation Rate		AYP - Percent Meeting/Exceeding		AYP - Other Indicators	
		Reading	Mathematics	Reading	Mathematics	Attendances	Graduations
10.0	85.0	95.0	95.0	47.5	47.5	89.0	69.0

	Criterion 1 - Proficiency			Criterion 2 - Progress		
	Total Number of Students Tested	Number Making Proficient	Percent Making Proficient	Total Number of Students Tested	Number Making Progress	Percent Making Progress
AMAO Performance	351	103	29.3	225	214	95.1

Criterion 3 - Adequate Yearly Progress (AYP for LEP subgroup)											
Percent Tested on State Tests				Percent Meeting/Exceeding Standards						Other Indicators (When Safe Harbor Applied)	
Reading		Mathematics		Reading			Mathematics				
%	Met AYP	%	Met AYP	%	Safe Harbor Target	Met AYP	%	Safe Harbor Target	Met AYP	Attendance Rate	Graduation Rate
97.7	Yes	97.7	Yes	70.7		Yes	73.9		Yes	95.1	

Proficiency and Progress calculations are performed only if there are at least 30 students. Proficiency and progress with fewer than 30 students are not reported. A 95% confidence interval has been applied.

Three Conditions Are Required For Making Adequate Yearly Progress (AYP)
1. At least 95.0% tested for Reading and Mathematics for the LEP Subgroup. If the current year's participation rates are less than 95%, the participation rate for AYP will be considered sufficient if the average of the current year and the preceding year is at least 95%, or if the average of the current year and the two preceding years is at least 95%. Only actual participation rates are printed. If the participation rate printed is less than 95% but 'Met AYP' is 'Yes', it means the 95% condition was met by averaging.
2. At least 47.5% Meeting/Exceeding Standards for reading and mathematics for the LEP subgroup; for LEP subgroup under the 47.5% Meeting/Exceeding requirement, a 95% confidence interval has been applied; or meet Safe Harbor requirements.
3. At least 89.0% Attendance Rate for elementary school districts or at least 69.0% Graduation Rate for high school districts. Unit districts must meet both criteria.

AYP for LEP subgroup includes only students enrolled as of 5/1/05.

Safe Harbor Targets of 47.5% or above are not printed.

LEP Subgroups with fewer than 45 students are not reported. Safe harbor only applies to subgroups. In order for safe harbor to apply, a subgroup must decrease by 10% the percentage of scores that did not meet state standards from the previous year plus meet the other indicators (attendance rate for non-high school districts, graduation rate for high school districts, and attendance and graduation rates for unit school districts) for the subgroup. Safe harbor allows school districts an alternate method to meet subgroup minimum targets on achievement.



# ANNUAL MEASURABLE ACHIEVEMENT OBJECTIVES

Is this district meeting Annual Measurable Achievement Objectives (AMAO)?	Yes
Is this district meeting English Proficiency target?	Yes
Is this district meeting Progress in English target?	Yes
Is this district meeting AYP for LEP?	Yes

English Language Proficiency Test: ACCESS for ELLs™

Minimum Target:

English Proficiency Targets	English Progress Targets	AYP - Participation Rate		AYP - Percent Meeting/Exceeding		AYP - Other Indicators	
		Reading	Mathematics	Reading	Mathematics	Attendances	Graduations
10.0	85.0	95.0	95.0	47.5	47.5	89.0	69.0

	Criterion 1 - Proficiency			Criterion 2 - Progress		
	Total Number of Students Tested	Number Making Proficient	Percent Making Proficient	Total Number of Students Tested	Number Making Progress	Percent Making Progress
AMAO Performance	215	54	25.1	136	129	94.9

Criterion 3 - Adequate Yearly Progress (AYP for LEP subgroup)											
Percent Tested on State Tests				Percent Meeting/Exceeding Standards						Other Indicators (When Safe Harbor Applied)	
Reading		Mathematics		Reading			Mathematics				
%	Met AYP	%	Met AYP	%	Safe Harbor Target	Met AYP	%	Safe Harbor Target	Met AYP	Attendance Rate	Graduation Rate
100.0	Yes	100.0	Yes	75.8		Yes	65.3		Yes	94.9	

Proficiency and Progress calculations are performed only if there are at least 30 students. Proficiency and progress with fewer than 30 students are not reported. A 95% confidence interval has been applied.

<p>Three Conditions Are Required For Making Adequate Yearly Progress (AYP)</p> <p>1. At least 95.0% tested for Reading and Mathematics for the LEP Subgroup. If the current year's participation rates are less than 95%, the participation rate for AYP will be considered sufficient if the average of the current year and the preceding year is at least 95%, or if the average of the current year and the two preceding years is at least 95%. Only actual participation rates are printed. If the participation rate printed is less than 95% but 'Met AYP' is 'Yes', it means the 95% condition was met by averaging.</p> <p>2. At least 47.5% Meeting/Exceeding Standards for reading and mathematics for the LEP subgroup; for LEP subgroup under the 47.5% Meeting/Exceeding requirement, a 95% confidence interval has been applied; or meet Safe Harbor requirements.</p> <p>3. At least 89.0% Attendance Rate for elementary school districts or at least 69.0% Graduation Rate for high school districts. Unit districts must meet both criteria.</p>
--

AYP for LEP subgroup includes only students enrolled as of 5/1/05.

Safe Harbor Targets of 47.5% or above are not printed.

LEP Subgroups with fewer than 45 students are not reported. Safe harbor only applies to subgroups. In order for safe harbor to apply, a subgroup must decrease by 10% the percentage of scores that did not meet state standards from the previous year plus meet the other indicators (attendance rate for non-high school districts, graduation rate for high school districts, and attendance and graduation rates for unit school districts) for the subgroup. Safe harbor allows school districts an alternate method to meet subgroup minimum targets on achievement.



# ANNUAL MEASURABLE ACHIEVEMENT OBJECTIVES

Is this district meeting Annual Measurable Achievement Objectives (AMAO)?	Yes
Is this district meeting English Proficiency target?	Yes
Is this district meeting Progress in English target?	
Is this district meeting AYP for LEP?	Yes

English Language Proficiency Test: ACCESS for ELLs™

Minimum Target:

English Proficiency Targets	English Progress Targets	AYP - Participation Rate		AYP - Percent Meeting/Exceeding		AYP - Other Indicators	
		Reading	Mathematics	Reading	Mathematics	Attendances	Graduations
10.0	85.0	95.0	95.0	47.5	47.5	89.0	69.0

	Criterion 1 - Proficiency			Criterion 2 - Progress		
	Total Number of Students Tested	Number Making Proficient	Percent Making Proficient	Total Number of Students Tested	Number Making Progress	Percent Making Progress
AMAO Performance	153	36	23.5			

Criterion 3 - Adequate Yearly Progress (AYP for LEP subgroup)											
Percent Tested on State Tests				Percent Meeting/Exceeding Standards						Other Indicators (When Safe Harbor Applied)	
Reading		Mathematics		Reading			Mathematics				
%	Met AYP	%	Met AYP	%	Safe Harbor Target	Met AYP	%	Safe Harbor Target	Met AYP	Attendance Rate	Graduation Rate
97.1	Yes	97.1	Yes	52.9		Yes	50.0		Yes		100.0

Proficiency and Progress calculations are performed only if there are at least 30 students. Proficiency and progress with fewer than 30 students are not reported. A 95% confidence interval has been applied.

Three Conditions Are Required For Making Adequate Yearly Progress (AYP)
1. At least 95.0% tested for Reading and Mathematics for the LEP Subgroup. If the current year's participation rates are less than 95%, the participation rate for AYP will be considered sufficient if the average of the current year and the preceding year is at least 95%, or if the average of the current year and the two preceding years is at least 95%. Only actual participation rates are printed. If the participation rate printed is less than 95% but 'Met AYP' is 'Yes', it means the 95% condition was met by averaging.
2. At least 47.5% Meeting/Exceeding Standards for reading and mathematics for the LEP subgroup; for LEP subgroup under the 47.5% Meeting/Exceeding requirement, a 95% confidence interval has been applied; or meet Safe Harbor requirements.
3. At least 89.0% Attendance Rate for elementary school districts or at least 69.0% Graduation Rate for high school districts. Unit districts must meet both criteria.

AYP for LEP subgroup includes only students enrolled as of 5/1/05.

Safe Harbor Targets of 47.5% or above are not printed.

LEP Subgroups with fewer than 45 students are not reported. Safe harbor only applies to subgroups. In order for safe harbor to apply, a subgroup must decrease by 10% the percentage of scores that did not meet state standards from the previous year plus meet the other indicators (attendance rate for non-high school districts, graduation rate for high school districts, and attendance and graduation rates for unit school districts) for the subgroup. Safe harbor allows school districts an alternate method to meet subgroup minimum targets on achievement.



# ANNUAL MEASURABLE ACHIEVEMENT OBJECTIVES

Is this district meeting Annual Measurable Achievement Objectives (AMAO)?	Yes
Is this district meeting English Proficiency target?	Yes
Is this district meeting Progress in English target?	Yes
Is this district meeting AYP for LEP?	Yes

English Language Proficiency Test: ACCESS for ELLs™

Minimum Target:

English Proficiency Targets	English Progress Targets	AYP - Participation Rate		AYP - Percent Meeting/Exceeding		AYP - Other Indicators	
		Reading	Mathematics	Reading	Mathematics	Attendances	Graduations
10.0	85.0	95.0	95.0	47.5	47.5	89.0	69.0

	Criterion 1 - Proficiency			Criterion 2 - Progress		
	Total Number of Students Tested	Number Making Proficient	Percent Making Proficient	Total Number of Students Tested	Number Making Progress	Percent Making Progress
AMAO Performance	132	56	42.4	86	80	93.0

Criterion 3 - Adequate Yearly Progress (AYP for LEP subgroup)											
Percent Tested on State Tests				Percent Meeting/Exceeding Standards						Other Indicators (When Safe Harbor Applied)	
Reading		Mathematics		Reading			Mathematics				
%	Met AYP	%	Met AYP	%	Safe Harbor Target	Met AYP	%	Safe Harbor Target	Met AYP	Attendance Rate	Graduation Rate
98.6	Yes	98.6	Yes	69.2		Yes	76.9		Yes	95.2	

Proficiency and Progress calculations are performed only if there are at least 30 students. Proficiency and progress with fewer than 30 students are not reported. A 95% confidence interval has been applied.

<p>Three Conditions Are Required For Making Adequate Yearly Progress (AYP)</p> <p>1. At least 95.0% tested for Reading and Mathematics for the LEP Subgroup. If the current year's participation rates are less than 95%, the participation rate for AYP will be considered sufficient if the average of the current year and the preceding year is at least 95%, or if the average of the current year and the two preceding years is at least 95%. Only actual participation rates are printed. If the participation rate printed is less than 95% but 'Met AYP' is 'Yes', it means the 95% condition was met by averaging.</p> <p>2. At least 47.5% Meeting/Exceeding Standards for reading and mathematics for the LEP subgroup; for LEP subgroup under the 47.5% Meeting/Exceeding requirement, a 95% confidence interval has been applied; or meet Safe Harbor requirements.</p> <p>3. At least 89.0% Attendance Rate for elementary school districts or at least 69.0% Graduation Rate for high school districts. Unit districts must meet both criteria.</p>
--

AYP for LEP subgroup includes only students enrolled as of 5/1/05.

Safe Harbor Targets of 47.5% or above are not printed.

LEP Subgroups with fewer than 45 students are not reported. Safe harbor only applies to subgroups. In order for safe harbor to apply, a subgroup must decrease by 10% the percentage of scores that did not meet state standards from the previous year plus meet the other indicators (attendance rate for non-high school districts, graduation rate for high school districts, and attendance and graduation rates for unit school districts) for the subgroup. Safe harbor allows school districts an alternate method to meet subgroup minimum targets on achievement.



# ANNUAL MEASURABLE ACHIEVEMENT OBJECTIVES

Is this district meeting Annual Measurable Achievement Objectives (AMAO)?	Yes
Is this district meeting English Proficiency target?	Yes
Is this district meeting Progress in English target?	
Is this district meeting AYP for LEP?	Yes

English Language Proficiency Test: ACCESS for ELLs™

Minimum Target:

English Proficiency Targets	English Progress Targets	AYP - Participation Rate		AYP - Percent Meeting/Exceeding		AYP - Other Indicators	
		Reading	Mathematics	Reading	Mathematics	Attendances	Graduations
10.0	85.0	95.0	95.0	47.5	47.5	89.0	69.0

	Criterion 1 - Proficiency			Criterion 2 - Progress		
	Total Number of Students Tested	Number Making Proficient	Percent Making Proficient	Total Number of Students Tested	Number Making Progress	Percent Making Progress
AMAO Performance	194	92	47.4			

Criterion 3 - Adequate Yearly Progress (AYP for LEP subgroup)											
Percent Tested on State Tests				Percent Meeting/Exceeding Standards						Other Indicators (When Safe Harbor Applied)	
Reading		Mathematics		Reading			Mathematics				
%	Met AYP	%	Met AYP	%	Safe Harbor Target	Met AYP	%	Safe Harbor Target	Met AYP	Attendance Rate	Graduation Rate
98.3	Yes	98.3	Yes	85.6		Yes	91.3		Yes	96.2	

Proficiency and Progress calculations are performed only if there are at least 30 students. Proficiency and progress with fewer than 30 students are not reported. A 95% confidence interval has been applied.

<p>Three Conditions Are Required For Making Adequate Yearly Progress (AYP)</p> <ol style="list-style-type: none"> <li>At least 95.0% tested for Reading and Mathematics for the LEP Subgroup. If the current year's participation rates are less than 95%, the participation rate for AYP will be considered sufficient if the average of the current year and the preceding year is at least 95%, or if the average of the current year and the two preceding years is at least 95%. Only actual participation rates are printed. If the participation rate printed is less than 95% but 'Met AYP' is 'Yes', it means the 95% condition was met by averaging.</li> <li>At least 47.5% Meeting/Exceeding Standards for reading and mathematics for the LEP subgroup; for LEP subgroup under the 47.5% Meeting/Exceeding requirement, a 95% confidence interval has been applied; or meet Safe Harbor requirements.</li> <li>At least 89.0% Attendance Rate for elementary school districts or at least 69.0% Graduation Rate for high school districts. Unit districts must meet both criteria.</li> </ol>
--

AYP for LEP subgroup includes only students enrolled as of 5/1/05.

Safe Harbor Targets of 47.5% or above are not printed.

LEP Subgroups with fewer than 45 students are not reported. Safe harbor only applies to subgroups. In order for safe harbor to apply, a subgroup must decrease by 10% the percentage of scores that did not meet state standards from the previous year plus meet the other indicators (attendance rate for non-high school districts, graduation rate for high school districts, and attendance and graduation rates for unit school districts) for the subgroup. Safe harbor allows school districts an alternate method to meet subgroup minimum targets on achievement.



# ANNUAL MEASURABLE ACHIEVEMENT OBJECTIVES

Is this district meeting Annual Measurable Achievement Objectives (AMAO)?	Yes
Is this district meeting English Proficiency target?	Yes
Is this district meeting Progress in English target?	
Is this district meeting AYP for LEP?	

English Language Proficiency Test: ACCESS for ELLs™

Minimum Target:

English Proficiency Targets	English Progress Targets	AYP - Participation Rate		AYP - Percent Meeting/Exceeding		AYP - Other Indicators	
		Reading	Mathematics	Reading	Mathematics	Attendances	Graduations
10.0	85.0	95.0	95.0	47.5	47.5	89.0	69.0

	Criterion 1 - Proficiency			Criterion 2 - Progress		
	Total Number of Students Tested	Number Making Proficient	Percent Making Proficient	Total Number of Students Tested	Number Making Progress	Percent Making Progress
AMAO Performance	41	17	41.5			

Criterion 3 - Adequate Yearly Progress (AYP for LEP subgroup)											
Percent Tested on State Tests				Percent Meeting/Exceeding Standards						Other Indicators (When Safe Harbor Applied)	
Reading		Mathematics		Reading			Mathematics				
%	Met AYP	%	Met AYP	%	Safe Harbor Target	Met AYP	%	Safe Harbor Target	Met AYP	Attendance Rate	Graduation Rate
										95.4	

Proficiency and Progress calculations are performed only if there are at least 30 students. Proficiency and progress with fewer than 30 students are not reported. A 95% confidence interval has been applied.

Three Conditions Are Required For Making Adequate Yearly Progress (AYP)

1. At least 95.0% tested for Reading and Mathematics for the LEP Subgroup. If the current year's participation rates are less than 95%, the participation rate for AYP will be considered sufficient if the average of the current year and the preceding year is at least 95%, or if the average of the current year and the two preceding years is at least 95%. Only actual participation rates are printed. If the participation rate printed is less than 95% but 'Met AYP' is 'Yes', it means the 95% condition was met by averaging.
2. At least 47.5% Meeting/Exceeding Standards for reading and mathematics for the LEP subgroup; for LEP subgroup under the 47.5% Meeting/Exceeding requirement, a 95% confidence interval has been applied; or meet Safe Harbor requirements.
3. At least 89.0% Attendance Rate for elementary school districts or at least 69.0% Graduation Rate for high school districts. Unit districts must meet both criteria.

AYP for LEP subgroup includes only students enrolled as of 5/1/05.

Safe Harbor Targets of 47.5% or above are not printed.

LEP Subgroups with fewer than 45 students are not reported. Safe harbor only applies to subgroups. In order for safe harbor to apply, a subgroup must decrease by 10% the percentage of scores that did not meet state standards from the previous year plus meet the other indicators (attendance rate for non-high school districts, graduation rate for high school districts, and attendance and graduation rates for unit school districts) for the subgroup. Safe harbor allows school districts an alternate method to meet subgroup minimum targets on achievement.



# ANNUAL MEASURABLE ACHIEVEMENT OBJECTIVES

Is this district meeting Annual Measurable Achievement Objectives (AMAO)?	Yes
Is this district meeting English Proficiency target?	Yes
Is this district meeting Progress in English target?	
Is this district meeting AYP for LEP?	

English Language Proficiency Test: ACCESS for ELLs™

Minimum Target:

English Proficiency Targets	English Progress Targets	AYP - Participation Rate		AYP - Percent Meeting/Exceeding		AYP - Other Indicators	
		Reading	Mathematics	Reading	Mathematics	Attendances	Graduations
10.0	85.0	95.0	95.0	47.5	47.5	89.0	69.0

	Criterion 1 - Proficiency			Criterion 2 - Progress		
	Total Number of Students Tested	Number Making Proficient	Percent Making Proficient	Total Number of Students Tested	Number Making Progress	Percent Making Progress
AMAO Performance	33	10	30.3	19		

Criterion 3 - Adequate Yearly Progress (AYP for LEP subgroup)											
Percent Tested on State Tests				Percent Meeting/Exceeding Standards						Other Indicators (When Safe Harbor Applied)	
Reading		Mathematics		Reading			Mathematics				
%	Met AYP	%	Met AYP	%	Safe Harbor Target	Met AYP	%	Safe Harbor Target	Met AYP	Attendance Rate	Graduation Rate
										96.7	

Proficiency and Progress calculations are performed only if there are at least 30 students. Proficiency and progress with fewer than 30 students are not reported. A 95% confidence interval has been applied.

Three Conditions Are Required For Making Adequate Yearly Progress (AYP)

1. At least 95.0% tested for Reading and Mathematics for the LEP Subgroup. If the current year's participation rates are less than 95%, the participation rate for AYP will be considered sufficient if the average of the current year and the preceding year is at least 95%, or if the average of the current year and the two preceding years is at least 95%. Only actual participation rates are printed. If the participation rate printed is less than 95% but 'Met AYP' is 'Yes', it means the 95% condition was met by averaging.
2. At least 47.5% Meeting/Exceeding Standards for reading and mathematics for the LEP subgroup; for LEP subgroup under the 47.5% Meeting/Exceeding requirement, a 95% confidence interval has been applied; or meet Safe Harbor requirements.
3. At least 89.0% Attendance Rate for elementary school districts or at least 69.0% Graduation Rate for high school districts. Unit districts must meet both criteria.

AYP for LEP subgroup includes only students enrolled as of 5/1/05.

Safe Harbor Targets of 47.5% or above are not printed.

LEP Subgroups with fewer than 45 students are not reported. Safe harbor only applies to subgroups. In order for safe harbor to apply, a subgroup must decrease by 10% the percentage of scores that did not meet state standards from the previous year plus meet the other indicators (attendance rate for non-high school districts, graduation rate for high school districts, and attendance and graduation rates for unit school districts) for the subgroup. Safe harbor allows school districts an alternate method to meet subgroup minimum targets on achievement.



# ANNUAL MEASURABLE ACHIEVEMENT OBJECTIVES

Is this district meeting Annual Measurable Achievement Objectives (AMAO)?	Yes
Is this district meeting English Proficiency target?	Yes
Is this district meeting Progress in English target?	Yes
Is this district meeting AYP for LEP?	Yes

English Language Proficiency Test: ACCESS for ELLs™

Minimum Target:

English Proficiency Targets	English Progress Targets	AYP - Participation Rate		AYP - Percent Meeting/Exceeding		AYP - Other Indicators	
		Reading	Mathematics	Reading	Mathematics	Attendances	Graduations
10.0	85.0	95.0	95.0	47.5	47.5	89.0	69.0

	Criterion 1 - Proficiency			Criterion 2 - Progress		
	Total Number of Students Tested	Number Making Proficient	Percent Making Proficient	Total Number of Students Tested	Number Making Progress	Percent Making Progress
AMAO Performance	390	80	20.5	307	284	92.5

Criterion 3 - Adequate Yearly Progress (AYP for LEP subgroup)											
Percent Tested on State Tests				Percent Meeting/Exceeding Standards						Other Indicators (When Safe Harbor Applied)	
Reading		Mathematics		Reading			Mathematics				
%	Met AYP	%	Met AYP	%	Safe Harbor Target	Met AYP	%	Safe Harbor Target	Met AYP	Attendance Rate	Graduation Rate
100.0	Yes	100.0	Yes	71.5		Yes	80.1		Yes	95.6	

Proficiency and Progress calculations are performed only if there are at least 30 students. Proficiency and progress with fewer than 30 students are not reported. A 95% confidence interval has been applied.

<p>Three Conditions Are Required For Making Adequate Yearly Progress (AYP)</p> <p>1. At least 95.0% tested for Reading and Mathematics for the LEP Subgroup. If the current year's participation rates are less than 95%, the participation rate for AYP will be considered sufficient if the average of the current year and the preceding year is at least 95%, or if the average of the current year and the two preceding years is at least 95%. Only actual participation rates are printed. If the participation rate printed is less than 95% but 'Met AYP' is 'Yes', it means the 95% condition was met by averaging.</p> <p>2. At least 47.5% Meeting/Exceeding Standards for reading and mathematics for the LEP subgroup; for LEP subgroup under the 47.5% Meeting/Exceeding requirement, a 95% confidence interval has been applied; or meet Safe Harbor requirements.</p> <p>3. At least 89.0% Attendance Rate for elementary school districts or at least 69.0% Graduation Rate for high school districts. Unit districts must meet both criteria.</p>
--

AYP for LEP subgroup includes only students enrolled as of 5/1/05.

Safe Harbor Targets of 47.5% or above are not printed.

LEP Subgroups with fewer than 45 students are not reported. Safe harbor only applies to subgroups. In order for safe harbor to apply, a subgroup must decrease by 10% the percentage of scores that did not meet state standards from the previous year plus meet the other indicators (attendance rate for non-high school districts, graduation rate for high school districts, and attendance and graduation rates for unit school districts) for the subgroup. Safe harbor allows school districts an alternate method to meet subgroup minimum targets on achievement.



# ANNUAL MEASURABLE ACHIEVEMENT OBJECTIVES

Is this district meeting Annual Measurable Achievement Objectives (AMAO)?	No
Is this district meeting English Proficiency target?	No
Is this district meeting Progress in English target?	
Is this district meeting AYP for LEP?	

English Language Proficiency Test: ACCESS for ELLs™

Minimum Target:

English Proficiency Targets	English Progress Targets	AYP - Participation Rate		AYP - Percent Meeting/Exceeding		AYP - Other Indicators	
		Reading	Mathematics	Reading	Mathematics	Attendances	Graduations
10.0	85.0	95.0	95.0	47.5	47.5	89.0	69.0

	Criterion 1 - Proficiency			Criterion 2 - Progress		
	Total Number of Students Tested	Number Making Proficient	Percent Making Proficient	Total Number of Students Tested	Number Making Progress	Percent Making Progress
AMAO Performance	46	1	2.2	19		

Criterion 3 - Adequate Yearly Progress (AYP for LEP subgroup)											
Percent Tested on State Tests				Percent Meeting/Exceeding Standards						Other Indicators (When Safe Harbor Applied)	
Reading		Mathematics		Reading			Mathematics				
%	Met AYP	%	Met AYP	%	Safe Harbor Target	Met AYP	%	Safe Harbor Target	Met AYP	Attendance Rate	Graduation Rate

Proficiency and Progress calculations are performed only if there are at least 30 students. Proficiency and progress with fewer than 30 students are not reported. A 95% confidence interval has been applied.

Three Conditions Are Required For Making Adequate Yearly Progress (AYP)

- At least 95.0% tested for Reading and Mathematics for the LEP Subgroup. If the current year's participation rates are less than 95%, the participation rate for AYP will be considered sufficient if the average of the current year and the preceding year is at least 95%, or if the average of the current year and the two preceding years is at least 95%. Only actual participation rates are printed. If the participation rate printed is less than 95% but 'Met AYP' is 'Yes', it means the 95% condition was met by averaging.
- At least 47.5% Meeting/Exceeding Standards for reading and mathematics for the LEP subgroup; for LEP subgroup under the 47.5% Meeting/Exceeding requirement, a 95% confidence interval has been applied; or meet Safe Harbor requirements.
- At least 89.0% Attendance Rate for elementary school districts or at least 69.0% Graduation Rate for high school districts. Unit districts must meet both criteria.

AYP for LEP subgroup includes only students enrolled as of 5/1/05.

Safe Harbor Targets of 47.5% or above are not printed.

LEP Subgroups with fewer than 45 students are not reported. Safe harbor only applies to subgroups. In order for safe harbor to apply, a subgroup must decrease by 10% the percentage of scores that did not meet state standards from the previous year plus meet the other indicators (attendance rate for non-high school districts, graduation rate for high school districts, and attendance and graduation rates for unit school districts) for the subgroup. Safe harbor allows school districts an alternate method to meet subgroup minimum targets on achievement.



# ANNUAL MEASURABLE ACHIEVEMENT OBJECTIVES

Is this district meeting Annual Measurable Achievement Objectives (AMAO)?	Yes
Is this district meeting English Proficiency target?	Yes
Is this district meeting Progress in English target?	
Is this district meeting AYP for LEP?	

English Language Proficiency Test: ACCESS for ELLs™

Minimum Target:

English Proficiency Targets	English Progress Targets	AYP - Participation Rate		AYP - Percent Meeting/Exceeding		AYP - Other Indicators	
		Reading	Mathematics	Reading	Mathematics	Attendances	Graduations
10.0	85.0	95.0	95.0	47.5	47.5	89.0	69.0

	Criterion 1 - Proficiency			Criterion 2 - Progress		
	Total Number of Students Tested	Number Making Proficient	Percent Making Proficient	Total Number of Students Tested	Number Making Progress	Percent Making Progress
AMAO Performance	37	7	18.9	17		

Criterion 3 - Adequate Yearly Progress (AYP for LEP subgroup)											
Percent Tested on State Tests				Percent Meeting/Exceeding Standards						Other Indicators (When Safe Harbor Applied)	
Reading		Mathematics		Reading			Mathematics				
%	Met AYP	%	Met AYP	%	Safe Harbor Target	Met AYP	%	Safe Harbor Target	Met AYP	Attendance Rate	Graduation Rate
										95.4	

Proficiency and Progress calculations are performed only if there are at least 30 students. Proficiency and progress with fewer than 30 students are not reported. A 95% confidence interval has been applied.

<p>Three Conditions Are Required For Making Adequate Yearly Progress (AYP)</p> <ol style="list-style-type: none"> <li>At least 95.0% tested for Reading and Mathematics for the LEP Subgroup. If the current year's participation rates are less than 95%, the participation rate for AYP will be considered sufficient if the average of the current year and the preceding year is at least 95%, or if the average of the current year and the two preceding years is at least 95%. Only actual participation rates are printed. If the participation rate printed is less than 95% but 'Met AYP' is 'Yes', it means the 95% condition was met by averaging.</li> <li>At least 47.5% Meeting/Exceeding Standards for reading and mathematics for the LEP subgroup; for LEP subgroup under the 47.5% Meeting/Exceeding requirement, a 95% confidence interval has been applied; or meet Safe Harbor requirements.</li> <li>At least 89.0% Attendance Rate for elementary school districts or at least 69.0% Graduation Rate for high school districts. Unit districts must meet both criteria.</li> </ol>
--

AYP for LEP subgroup includes only students enrolled as of 5/1/05.

Safe Harbor Targets of 47.5% or above are not printed.

LEP Subgroups with fewer than 45 students are not reported. Safe harbor only applies to subgroups. In order for safe harbor to apply, a subgroup must decrease by 10% the percentage of scores that did not meet state standards from the previous year plus meet the other indicators (attendance rate for non-high school districts, graduation rate for high school districts, and attendance and graduation rates for unit school districts) for the subgroup. Safe harbor allows school districts an alternate method to meet subgroup minimum targets on achievement.



# ANNUAL MEASURABLE ACHIEVEMENT OBJECTIVES

Is this district meeting Annual Measurable Achievement Objectives (AMAO)?	Yes
Is this district meeting English Proficiency target?	Yes
Is this district meeting Progress in English target?	Yes
Is this district meeting AYP for LEP?	Yes

English Language Proficiency Test: ACCESS for ELLs™

Minimum Target:

English Proficiency Targets	English Progress Targets	AYP - Participation Rate		AYP - Percent Meeting/Exceeding		AYP - Other Indicators	
		Reading	Mathematics	Reading	Mathematics	Attendances	Graduations
10.0	85.0	95.0	95.0	47.5	47.5	89.0	69.0

	Criterion 1 - Proficiency			Criterion 2 - Progress		
	Total Number of Students Tested	Number Making Proficient	Percent Making Proficient	Total Number of Students Tested	Number Making Progress	Percent Making Progress
AMAO Performance	1176	187	15.9	813	725	89.2

Criterion 3 - Adequate Yearly Progress (AYP for LEP subgroup)											
Percent Tested on State Tests				Percent Meeting/Exceeding Standards						Other Indicators (When Safe Harbor Applied)	
Reading		Mathematics		Reading			Mathematics				
%	Met AYP	%	Met AYP	%	Safe Harbor Target	Met AYP	%	Safe Harbor Target	Met AYP	Attendance Rate	Graduation Rate
100.0	Yes	100.0	Yes	59.3		Yes	64.4		Yes		100.0

Proficiency and Progress calculations are performed only if there are at least 30 students. Proficiency and progress with fewer than 30 students are not reported. A 95% confidence interval has been applied.

<p>Three Conditions Are Required For Making Adequate Yearly Progress (AYP)</p> <ol style="list-style-type: none"> <li>At least 95.0% tested for Reading and Mathematics for the LEP Subgroup. If the current year's participation rates are less than 95%, the participation rate for AYP will be considered sufficient if the average of the current year and the preceding year is at least 95%, or if the average of the current year and the two preceding years is at least 95%. Only actual participation rates are printed. If the participation rate printed is less than 95% but 'Met AYP' is 'Yes', it means the 95% condition was met by averaging.</li> <li>At least 47.5% Meeting/Exceeding Standards for reading and mathematics for the LEP subgroup; for LEP subgroup under the 47.5% Meeting/Exceeding requirement, a 95% confidence interval has been applied; or meet Safe Harbor requirements.</li> <li>At least 89.0% Attendance Rate for elementary school districts or at least 69.0% Graduation Rate for high school districts. Unit districts must meet both criteria.</li> </ol>
--

AYP for LEP subgroup includes only students enrolled as of 5/1/05.

Safe Harbor Targets of 47.5% or above are not printed.

LEP Subgroups with fewer than 45 students are not reported. Safe harbor only applies to subgroups. In order for safe harbor to apply, a subgroup must decrease by 10% the percentage of scores that did not meet state standards from the previous year plus meet the other indicators (attendance rate for non-high school districts, graduation rate for high school districts, and attendance and graduation rates for unit school districts) for the subgroup. Safe harbor allows school districts an alternate method to meet subgroup minimum targets on achievement.



# ANNUAL MEASURABLE ACHIEVEMENT OBJECTIVES

Is this district meeting Annual Measurable Achievement Objectives (AMAO)?	Yes
Is this district meeting English Proficiency target?	Yes
Is this district meeting Progress in English target?	Yes
Is this district meeting AYP for LEP?	Yes

English Language Proficiency Test: ACCESS for ELLs™

Minimum Target:

English Proficiency Targets	English Progress Targets	AYP - Participation Rate		AYP - Percent Meeting/Exceeding		AYP - Other Indicators	
		Reading	Mathematics	Reading	Mathematics	Attendances	Graduations
10.0	85.0	95.0	95.0	47.5	47.5	89.0	69.0

	Criterion 1 - Proficiency			Criterion 2 - Progress		
	Total Number of Students Tested	Number Making Proficient	Percent Making Proficient	Total Number of Students Tested	Number Making Progress	Percent Making Progress
AMAO Performance	311	87	28.0	220	193	87.7

Criterion 3 - Adequate Yearly Progress (AYP for LEP subgroup)											
Percent Tested on State Tests				Percent Meeting/Exceeding Standards						Other Indicators (When Safe Harbor Applied)	
Reading		Mathematics		Reading			Mathematics				
%	Met AYP	%	Met AYP	%	Safe Harbor Target	Met AYP	%	Safe Harbor Target	Met AYP	Attendance Rate	Graduation Rate
100.0	Yes	100.0	Yes	69.3		Yes	67.4		Yes		100.0

Proficiency and Progress calculations are performed only if there are at least 30 students. Proficiency and progress with fewer than 30 students are not reported. A 95% confidence interval has been applied.

<p>Three Conditions Are Required For Making Adequate Yearly Progress (AYP)</p> <ol style="list-style-type: none"> <li>1. At least 95.0% tested for Reading and Mathematics for the LEP Subgroup. If the current year's participation rates are less than 95%, the participation rate for AYP will be considered sufficient if the average of the current year and the preceding year is at least 95%, or if the average of the current year and the two preceding years is at least 95%. Only actual participation rates are printed. If the participation rate printed is less than 95% but 'Met AYP' is 'Yes', it means the 95% condition was met by averaging.</li> <li>2. At least 47.5% Meeting/Exceeding Standards for reading and mathematics for the LEP subgroup; for LEP subgroup under the 47.5% Meeting/Exceeding requirement, a 95% confidence interval has been applied; or meet Safe Harbor requirements.</li> <li>3. At least 89.0% Attendance Rate for elementary school districts or at least 69.0% Graduation Rate for high school districts. Unit districts must meet both criteria.</li> </ol>
---

AYP for LEP subgroup includes only students enrolled as of 5/1/05.

Safe Harbor Targets of 47.5% or above are not printed.

LEP Subgroups with fewer than 45 students are not reported. Safe harbor only applies to subgroups. In order for safe harbor to apply, a subgroup must decrease by 10% the percentage of scores that did not meet state standards from the previous year plus meet the other indicators (attendance rate for non-high school districts, graduation rate for high school districts, and attendance and graduation rates for unit school districts) for the subgroup. Safe harbor allows school districts an alternate method to meet subgroup minimum targets on achievement.



# ANNUAL MEASURABLE ACHIEVEMENT OBJECTIVES

Is this district meeting Annual Measurable Achievement Objectives (AMAO)?	Yes
Is this district meeting English Proficiency target?	Yes
Is this district meeting Progress in English target?	Yes
Is this district meeting AYP for LEP?	

English Language Proficiency Test: ACCESS for ELLs™

Minimum Target:

English Proficiency Targets	English Progress Targets	AYP - Participation Rate		AYP - Percent Meeting/Exceeding		AYP - Other Indicators	
		Reading	Mathematics	Reading	Mathematics	Attendances	Graduations
10.0	85.0	95.0	95.0	47.5	47.5	89.0	69.0

	Criterion 1 - Proficiency			Criterion 2 - Progress		
	Total Number of Students Tested	Number Making Proficient	Percent Making Proficient	Total Number of Students Tested	Number Making Progress	Percent Making Progress
AMAO Performance	62	9	14.5	34	28	82.4

Criterion 3 - Adequate Yearly Progress (AYP for LEP subgroup)											
Percent Tested on State Tests				Percent Meeting/Exceeding Standards						Other Indicators (When Safe Harbor Applied)	
Reading		Mathematics		Reading			Mathematics				
%	Met AYP	%	Met AYP	%	Safe Harbor Target	Met AYP	%	Safe Harbor Target	Met AYP	Attendance Rate	Graduation Rate
											82.4

Proficiency and Progress calculations are performed only if there are at least 30 students. Proficiency and progress with fewer than 30 students are not reported. A 95% confidence interval has been applied.

<p>Three Conditions Are Required For Making Adequate Yearly Progress (AYP)</p> <p>1. At least 95.0% tested for Reading and Mathematics for the LEP Subgroup. If the current year's participation rates are less than 95%, the participation rate for AYP will be considered sufficient if the average of the current year and the preceding year is at least 95%, or if the average of the current year and the two preceding years is at least 95%. Only actual participation rates are printed. If the participation rate printed is less than 95% but 'Met AYP' is 'Yes', it means the 95% condition was met by averaging.</p> <p>2. At least 47.5% Meeting/Exceeding Standards for reading and mathematics for the LEP subgroup; for LEP subgroup under the 47.5% Meeting/Exceeding requirement, a 95% confidence interval has been applied; or meet Safe Harbor requirements.</p> <p>3. At least 89.0% Attendance Rate for elementary school districts or at least 69.0% Graduation Rate for high school districts. Unit districts must meet both criteria.</p>
--

AYP for LEP subgroup includes only students enrolled as of 5/1/05.

Safe Harbor Targets of 47.5% or above are not printed.

LEP Subgroups with fewer than 45 students are not reported. Safe harbor only applies to subgroups. In order for safe harbor to apply, a subgroup must decrease by 10% the percentage of scores that did not meet state standards from the previous year plus meet the other indicators (attendance rate for non-high school districts, graduation rate for high school districts, and attendance and graduation rates for unit school districts) for the subgroup. Safe harbor allows school districts an alternate method to meet subgroup minimum targets on achievement.



# ANNUAL MEASURABLE ACHIEVEMENT OBJECTIVES

Is this district meeting Annual Measurable Achievement Objectives (AMAO)?	Yes
Is this district meeting English Proficiency target?	Yes
Is this district meeting Progress in English target?	Yes
Is this district meeting AYP for LEP?	

English Language Proficiency Test: ACCESS for ELLs™

Minimum Target:

English Proficiency Targets	English Progress Targets	AYP - Participation Rate		AYP - Percent Meeting/Exceeding		AYP - Other Indicators	
		Reading	Mathematics	Reading	Mathematics	Attendances	Graduations
10.0	85.0	95.0	95.0	47.5	47.5	89.0	69.0

	Criterion 1 - Proficiency			Criterion 2 - Progress		
	Total Number of Students Tested	Number Making Proficient	Percent Making Proficient	Total Number of Students Tested	Number Making Progress	Percent Making Progress
AMAO Performance	92	29	31.5	52	50	96.2

Criterion 3 - Adequate Yearly Progress (AYP for LEP subgroup)											
Percent Tested on State Tests				Percent Meeting/Exceeding Standards						Other Indicators (When Safe Harbor Applied)	
Reading		Mathematics		Reading			Mathematics				
%	Met AYP	%	Met AYP	%	Safe Harbor Target	Met AYP	%	Safe Harbor Target	Met AYP	Attendance Rate	Graduation Rate
											54.2

Proficiency and Progress calculations are performed only if there are at least 30 students. Proficiency and progress with fewer than 30 students are not reported. A 95% confidence interval has been applied.


Three Conditions Are Required For Making Adequate Yearly Progress (AYP)

- At least 95.0% tested for Reading and Mathematics for the LEP Subgroup. If the current year's participation rates are less than 95%, the participation rate for AYP will be considered sufficient if the average of the current year and the preceding year is at least 95%, or if the average of the current year and the two preceding years is at least 95%. Only actual participation rates are printed. If the participation rate printed is less than 95% but 'Met AYP' is 'Yes', it means the 95% condition was met by averaging.
- At least 47.5% Meeting/Exceeding Standards for reading and mathematics for the LEP subgroup; for LEP subgroup under the 47.5% Meeting/Exceeding requirement, a 95% confidence interval has been applied; or meet Safe Harbor requirements.
- At least 89.0% Attendance Rate for elementary school districts or at least 69.0% Graduation Rate for high school districts. Unit districts must meet both criteria.

AYP for LEP subgroup includes only students enrolled as of 5/1/05.

Safe Harbor Targets of 47.5% or above are not printed.

LEP Subgroups with fewer than 45 students are not reported. Safe harbor only applies to subgroups. In order for safe harbor to apply, a subgroup must decrease by 10% the percentage of scores that did not meet state standards from the previous year plus meet the other indicators (attendance rate for non-high school districts, graduation rate for high school districts, and attendance and graduation rates for unit school districts) for the subgroup. Safe harbor allows school districts an alternate method to meet subgroup minimum targets on achievement.



# ANNUAL MEASURABLE ACHIEVEMENT OBJECTIVES

Is this district meeting Annual Measurable Achievement Objectives (AMAO)?	
Is this district meeting English Proficiency target?	
Is this district meeting Progress in English target?	
Is this district meeting AYP for LEP?	

English Language Proficiency Test: ACCESS for ELLs™

Minimum Target:

English Proficiency Targets	English Progress Targets	AYP - Participation Rate		AYP - Percent Meeting/Exceeding		AYP - Other Indicators	
		Reading	Mathematics	Reading	Mathematics	Attendances	Graduations
10.0	85.0	95.0	95.0	47.5	47.5	89.0	69.0

	Criterion 1 - Proficiency			Criterion 2 - Progress		
	Total Number of Students Tested	Number Making Proficient	Percent Making Proficient	Total Number of Students Tested	Number Making Progress	Percent Making Progress
AMAO Performance	15			10		

Criterion 3 - Adequate Yearly Progress (AYP for LEP subgroup)											
Percent Tested on State Tests				Percent Meeting/Exceeding Standards						Other Indicators (When Safe Harbor Applied)	
Reading		Mathematics		Reading			Mathematics				
%	Met AYP	%	Met AYP	%	Safe Harbor Target	Met AYP	%	Safe Harbor Target	Met AYP	Attendance Rate	Graduation Rate
											100.0

Proficiency and Progress calculations are performed only if there are at least 30 students. Proficiency and progress with fewer than 30 students are not reported. A 95% confidence interval has been applied.

Three Conditions Are Required For Making Adequate Yearly Progress (AYP)

1. At least 95.0% tested for Reading and Mathematics for the LEP Subgroup. If the current year's participation rates are less than 95%, the participation rate for AYP will be considered sufficient if the average of the current year and the preceding year is at least 95%, or if the average of the current year and the two preceding years is at least 95%. Only actual participation rates are printed. If the participation rate printed is less than 95% but 'Met AYP' is 'Yes', it means the 95% condition was met by averaging.
2. At least 47.5% Meeting/Exceeding Standards for reading and mathematics for the LEP subgroup; for LEP subgroup under the 47.5% Meeting/Exceeding requirement, a 95% confidence interval has been applied; or meet Safe Harbor requirements.
3. At least 89.0% Attendance Rate for elementary school districts or at least 69.0% Graduation Rate for high school districts. Unit districts must meet both criteria.

AYP for LEP subgroup includes only students enrolled as of 5/1/05.

Safe Harbor Targets of 47.5% or above are not printed.

LEP Subgroups with fewer than 45 students are not reported. Safe harbor only applies to subgroups. In order for safe harbor to apply, a subgroup must decrease by 10% the percentage of scores that did not meet state standards from the previous year plus meet the other indicators (attendance rate for non-high school districts, graduation rate for high school districts, and attendance and graduation rates for unit school districts) for the subgroup. Safe harbor allows school districts an alternate method to meet subgroup minimum targets on achievement.



# ANNUAL MEASURABLE ACHIEVEMENT OBJECTIVES

Is this district meeting Annual Measurable Achievement Objectives (AMAO)?	Yes
Is this district meeting English Proficiency target?	Yes
Is this district meeting Progress in English target?	Yes
Is this district meeting AYP for LEP?	Yes

English Language Proficiency Test: ACCESS for ELLs™

Minimum Target:

English Proficiency Targets	English Progress Targets	AYP - Participation Rate		AYP - Percent Meeting/Exceeding		AYP - Other Indicators	
		Reading	Mathematics	Reading	Mathematics	Attendances	Graduations
10.0	85.0	95.0	95.0	47.5	47.5	89.0	69.0

	Criterion 1 - Proficiency			Criterion 2 - Progress		
	Total Number of Students Tested	Number Making Proficient	Percent Making Proficient	Total Number of Students Tested	Number Making Progress	Percent Making Progress
AMAO Performance	127	77	60.6	84	79	94.0

Criterion 3 - Adequate Yearly Progress (AYP for LEP subgroup)											
Percent Tested on State Tests				Percent Meeting/Exceeding Standards						Other Indicators (When Safe Harbor Applied)	
Reading		Mathematics		Reading			Mathematics				
%	Met AYP	%	Met AYP	%	Safe Harbor Target	Met AYP	%	Safe Harbor Target	Met AYP	Attendance Rate	Graduation Rate
100.0	Yes	100.0	Yes								100.0

Proficiency and Progress calculations are performed only if there are at least 30 students. Proficiency and progress with fewer than 30 students are not reported. A 95% confidence interval has been applied.

Three Conditions Are Required For Making Adequate Yearly Progress (AYP)
1. At least 95.0% tested for Reading and Mathematics for the LEP Subgroup. If the current year's participation rates are less than 95%, the participation rate for AYP will be considered sufficient if the average of the current year and the preceding year is at least 95%, or if the average of the current year and the two preceding years is at least 95%. Only actual participation rates are printed. If the participation rate printed is less than 95% but 'Met AYP' is 'Yes', it means the 95% condition was met by averaging.
2. At least 47.5% Meeting/Exceeding Standards for reading and mathematics for the LEP subgroup; for LEP subgroup under the 47.5% Meeting/Exceeding requirement, a 95% confidence interval has been applied; or meet Safe Harbor requirements.
3. At least 89.0% Attendance Rate for elementary school districts or at least 69.0% Graduation Rate for high school districts. Unit districts must meet both criteria.

AYP for LEP subgroup includes only students enrolled as of 5/1/05.

Safe Harbor Targets of 47.5% or above are not printed.

LEP Subgroups with fewer than 45 students are not reported. Safe harbor only applies to subgroups. In order for safe harbor to apply, a subgroup must decrease by 10% the percentage of scores that did not meet state standards from the previous year plus meet the other indicators (attendance rate for non-high school districts, graduation rate for high school districts, and attendance and graduation rates for unit school districts) for the subgroup. Safe harbor allows school districts an alternate method to meet subgroup minimum targets on achievement.



# ANNUAL MEASURABLE ACHIEVEMENT OBJECTIVES

Is this district meeting Annual Measurable Achievement Objectives (AMAO)?	
Is this district meeting English Proficiency target?	
Is this district meeting Progress in English target?	
Is this district meeting AYP for LEP?	

English Language Proficiency Test: ACCESS for ELLs™

Minimum Target:

English Proficiency Targets	English Progress Targets	AYP - Participation Rate		AYP - Percent Meeting/Exceeding		AYP - Other Indicators	
		Reading	Mathematics	Reading	Mathematics	Attendances	Graduations
10.0	85.0	95.0	95.0	47.5	47.5	89.0	69.0

	Criterion 1 - Proficiency			Criterion 2 - Progress		
	Total Number of Students Tested	Number Making Proficient	Percent Making Proficient	Total Number of Students Tested	Number Making Progress	Percent Making Progress
AMAO Performance	26			14		

Criterion 3 - Adequate Yearly Progress (AYP for LEP subgroup)											
Percent Tested on State Tests				Percent Meeting/Exceeding Standards						Other Indicators (When Safe Harbor Applied)	
Reading		Mathematics		Reading			Mathematics				
%	Met AYP	%	Met AYP	%	Safe Harbor Target	Met AYP	%	Safe Harbor Target	Met AYP	Attendance Rate	Graduation Rate
											100.0

Proficiency and Progress calculations are performed only if there are at least 30 students. Proficiency and progress with fewer than 30 students are not reported. A 95% confidence interval has been applied.

Three Conditions Are Required For Making Adequate Yearly Progress (AYP)

1. At least 95.0% tested for Reading and Mathematics for the LEP Subgroup. If the current year's participation rates are less than 95%, the participation rate for AYP will be considered sufficient if the average of the current year and the preceding year is at least 95%, or if the average of the current year and the two preceding years is at least 95%. Only actual participation rates are printed. If the participation rate printed is less than 95% but 'Met AYP' is 'Yes', it means the 95% condition was met by averaging.
2. At least 47.5% Meeting/Exceeding Standards for reading and mathematics for the LEP subgroup; for LEP subgroup under the 47.5% Meeting/Exceeding requirement, a 95% confidence interval has been applied; or meet Safe Harbor requirements.
3. At least 89.0% Attendance Rate for elementary school districts or at least 69.0% Graduation Rate for high school districts. Unit districts must meet both criteria.

AYP for LEP subgroup includes only students enrolled as of 5/1/05.

Safe Harbor Targets of 47.5% or above are not printed.

LEP Subgroups with fewer than 45 students are not reported. Safe harbor only applies to subgroups. In order for safe harbor to apply, a subgroup must decrease by 10% the percentage of scores that did not meet state standards from the previous year plus meet the other indicators (attendance rate for non-high school districts, graduation rate for high school districts, and attendance and graduation rates for unit school districts) for the subgroup. Safe harbor allows school districts an alternate method to meet subgroup minimum targets on achievement.



# ANNUAL MEASURABLE ACHIEVEMENT OBJECTIVES

Is this district meeting Annual Measurable Achievement Objectives (AMAO)?	Yes
Is this district meeting English Proficiency target?	Yes
Is this district meeting Progress in English target?	Yes
Is this district meeting AYP for LEP?	Yes

English Language Proficiency Test: ACCESS for ELLs™

Minimum Target:

English Proficiency Targets	English Progress Targets	AYP - Participation Rate		AYP - Percent Meeting/Exceeding		AYP - Other Indicators	
		Reading	Mathematics	Reading	Mathematics	Attendances	Graduations
10.0	85.0	95.0	95.0	47.5	47.5	89.0	69.0

	Criterion 1 - Proficiency			Criterion 2 - Progress		
	Total Number of Students Tested	Number Making Proficient	Percent Making Proficient	Total Number of Students Tested	Number Making Progress	Percent Making Progress
AMAO Performance	383	53	13.8	228	187	82.0

Criterion 3 - Adequate Yearly Progress (AYP for LEP subgroup)											
Percent Tested on State Tests				Percent Meeting/Exceeding Standards						Other Indicators (When Safe Harbor Applied)	
Reading		Mathematics		Reading			Mathematics				
%	Met AYP	%	Met AYP	%	Safe Harbor Target	Met AYP	%	Safe Harbor Target	Met AYP	Attendance Rate	Graduation Rate
98.0	Yes	98.0	Yes	77.1		Yes	65.4		Yes		93.8

Proficiency and Progress calculations are performed only if there are at least 30 students. Proficiency and progress with fewer than 30 students are not reported. A 95% confidence interval has been applied.

<p>Three Conditions Are Required For Making Adequate Yearly Progress (AYP)</p> <ol style="list-style-type: none"> <li>1. At least 95.0% tested for Reading and Mathematics for the LEP Subgroup. If the current year's participation rates are less than 95%, the participation rate for AYP will be considered sufficient if the average of the current year and the preceding year is at least 95%, or if the average of the current year and the two preceding years is at least 95%. Only actual participation rates are printed. If the participation rate printed is less than 95% but 'Met AYP' is 'Yes', it means the 95% condition was met by averaging.</li> <li>2. At least 47.5% Meeting/Exceeding Standards for reading and mathematics for the LEP subgroup; for LEP subgroup under the 47.5% Meeting/Exceeding requirement, a 95% confidence interval has been applied; or meet Safe Harbor requirements.</li> <li>3. At least 89.0% Attendance Rate for elementary school districts or at least 69.0% Graduation Rate for high school districts. Unit districts must meet both criteria.</li> </ol>
---

AYP for LEP subgroup includes only students enrolled as of 5/1/05.

Safe Harbor Targets of 47.5% or above are not printed.

LEP Subgroups with fewer than 45 students are not reported. Safe harbor only applies to subgroups. In order for safe harbor to apply, a subgroup must decrease by 10% the percentage of scores that did not meet state standards from the previous year plus meet the other indicators (attendance rate for non-high school districts, graduation rate for high school districts, and attendance and graduation rates for unit school districts) for the subgroup. Safe harbor allows school districts an alternate method to meet subgroup minimum targets on achievement.



# ANNUAL MEASURABLE ACHIEVEMENT OBJECTIVES

Is this district meeting Annual Measurable Achievement Objectives (AMAO)?	
Is this district meeting English Proficiency target?	
Is this district meeting Progress in English target?	
Is this district meeting AYP for LEP?	

English Language Proficiency Test: ACCESS for ELLs™

Minimum Target:

English Proficiency Targets	English Progress Targets	AYP - Participation Rate		AYP - Percent Meeting/Exceeding		AYP - Other Indicators	
		Reading	Mathematics	Reading	Mathematics	Attendances	Graduations
10.0	85.0	95.0	95.0	47.5	47.5	89.0	69.0

	Criterion 1 - Proficiency			Criterion 2 - Progress		
	Total Number of Students Tested	Number Making Proficient	Percent Making Proficient	Total Number of Students Tested	Number Making Progress	Percent Making Progress
AMAO Performance						

Criterion 3 - Adequate Yearly Progress (AYP for LEP subgroup)											
Percent Tested on State Tests				Percent Meeting/Exceeding Standards						Other Indicators (When Safe Harbor Applied)	
Reading		Mathematics		Reading			Mathematics				
%	Met AYP	%	Met AYP	%	Safe Harbor Target	Met AYP	%	Safe Harbor Target	Met AYP	Attendance Rate	Graduation Rate

Proficiency and Progress calculations are performed only if there are at least 30 students. Proficiency and progress with fewer than 30 students are not reported. A 95% confidence interval has been applied.

Three Conditions Are Required For Making Adequate Yearly Progress (AYP)

- At least 95.0% tested for Reading and Mathematics for the LEP Subgroup. If the current year's participation rates are less than 95%, the participation rate for AYP will be considered sufficient if the average of the current year and the preceding year is at least 95%, or if the average of the current year and the two preceding years is at least 95%. Only actual participation rates are printed. If the participation rate printed is less than 95% but 'Met AYP' is 'Yes', it means the 95% condition was met by averaging.
- At least 47.5% Meeting/Exceeding Standards for reading and mathematics for the LEP subgroup; for LEP subgroup under the 47.5% Meeting/Exceeding requirement, a 95% confidence interval has been applied; or meet Safe Harbor requirements.
- At least 89.0% Attendance Rate for elementary school districts or at least 69.0% Graduation Rate for high school districts. Unit districts must meet both criteria.

AYP for LEP subgroup includes only students enrolled as of 5/1/05.

Safe Harbor Targets of 47.5% or above are not printed.

LEP Subgroups with fewer than 45 students are not reported. Safe harbor only applies to subgroups. In order for safe harbor to apply, a subgroup must decrease by 10% the percentage of scores that did not meet state standards from the previous year plus meet the other indicators (attendance rate for non-high school districts, graduation rate for high school districts, and attendance and graduation rates for unit school districts) for the subgroup. Safe harbor allows school districts an alternate method to meet subgroup minimum targets on achievement.



# ANNUAL MEASURABLE ACHIEVEMENT OBJECTIVES

Is this district meeting Annual Measurable Achievement Objectives (AMAO)?	
Is this district meeting English Proficiency target?	
Is this district meeting Progress in English target?	
Is this district meeting AYP for LEP?	

English Language Proficiency Test: ACCESS for ELLs™

Minimum Target:

English Proficiency Targets	English Progress Targets	AYP - Participation Rate		AYP - Percent Meeting/Exceeding		AYP - Other Indicators	
		Reading	Mathematics	Reading	Mathematics	Attendances	Graduations
10.0	85.0	95.0	95.0	47.5	47.5	89.0	69.0

	Criterion 1 - Proficiency			Criterion 2 - Progress		
	Total Number of Students Tested	Number Making Proficient	Percent Making Proficient	Total Number of Students Tested	Number Making Progress	Percent Making Progress
AMAO Performance	13			12		

Criterion 3 - Adequate Yearly Progress (AYP for LEP subgroup)											
Percent Tested on State Tests				Percent Meeting/Exceeding Standards						Other Indicators (When Safe Harbor Applied)	
Reading		Mathematics		Reading			Mathematics				
%	Met AYP	%	Met AYP	%	Safe Harbor Target	Met AYP	%	Safe Harbor Target	Met AYP	Attendance Rate	Graduation Rate
											100.0

Proficiency and Progress calculations are performed only if there are at least 30 students. Proficiency and progress with fewer than 30 students are not reported. A 95% confidence interval has been applied.

Three Conditions Are Required For Making Adequate Yearly Progress (AYP)

- At least 95.0% tested for Reading and Mathematics for the LEP Subgroup. If the current year's participation rates are less than 95%, the participation rate for AYP will be considered sufficient if the average of the current year and the preceding year is at least 95%, or if the average of the current year and the two preceding years is at least 95%. Only actual participation rates are printed. If the participation rate printed is less than 95% but 'Met AYP' is 'Yes', it means the 95% condition was met by averaging.
- At least 47.5% Meeting/Exceeding Standards for reading and mathematics for the LEP subgroup; for LEP subgroup under the 47.5% Meeting/Exceeding requirement, a 95% confidence interval has been applied; or meet Safe Harbor requirements.
- At least 89.0% Attendance Rate for elementary school districts or at least 69.0% Graduation Rate for high school districts. Unit districts must meet both criteria.

AYP for LEP subgroup includes only students enrolled as of 5/1/05.

Safe Harbor Targets of 47.5% or above are not printed.

LEP Subgroups with fewer than 45 students are not reported. Safe harbor only applies to subgroups. In order for safe harbor to apply, a subgroup must decrease by 10% the percentage of scores that did not meet state standards from the previous year plus meet the other indicators (attendance rate for non-high school districts, graduation rate for high school districts, and attendance and graduation rates for unit school districts) for the subgroup. Safe harbor allows school districts an alternate method to meet subgroup minimum targets on achievement.



# ANNUAL MEASURABLE ACHIEVEMENT OBJECTIVES

Is this district meeting Annual Measurable Achievement Objectives (AMAO)?	Yes
Is this district meeting English Proficiency target?	Yes
Is this district meeting Progress in English target?	Yes
Is this district meeting AYP for LEP?	

English Language Proficiency Test: ACCESS for ELLs™

Minimum Target:

English Proficiency Targets	English Progress Targets	AYP - Participation Rate		AYP - Percent Meeting/Exceeding		AYP - Other Indicators	
		Reading	Mathematics	Reading	Mathematics	Attendances	Graduations
10.0	85.0	95.0	95.0	47.5	47.5	89.0	69.0

	Criterion 1 - Proficiency			Criterion 2 - Progress		
	Total Number of Students Tested	Number Making Proficient	Percent Making Proficient	Total Number of Students Tested	Number Making Progress	Percent Making Progress
AMAO Performance	58	3	5.2	30	26	86.7

Criterion 3 - Adequate Yearly Progress (AYP for LEP subgroup)											
Percent Tested on State Tests				Percent Meeting/Exceeding Standards						Other Indicators (When Safe Harbor Applied)	
Reading		Mathematics		Reading			Mathematics				
%	Met AYP	%	Met AYP	%	Safe Harbor Target	Met AYP	%	Safe Harbor Target	Met AYP	Attendance Rate	Graduation Rate
										94.6	


Proficiency and Progress calculations are performed only if there are at least 30 students. Proficiency and progress with fewer than 30 students are not reported. A 95% confidence interval has been applied.

<p>Three Conditions Are Required For Making Adequate Yearly Progress (AYP)</p> <p>1. At least 95.0% tested for Reading and Mathematics for the LEP Subgroup. If the current year's participation rates are less than 95%, the participation rate for AYP will be considered sufficient if the average of the current year and the preceding year is at least 95%, or if the average of the current year and the two preceding years is at least 95%. Only actual participation rates are printed. If the participation rate printed is less than 95% but 'Met AYP' is 'Yes', it means the 95% condition was met by averaging.</p> <p>2. At least 47.5% Meeting/Exceeding Standards for reading and mathematics for the LEP subgroup; for LEP subgroup under the 47.5% Meeting/Exceeding requirement, a 95% confidence interval has been applied; or meet Safe Harbor requirements.</p> <p>3. At least 89.0% Attendance Rate for elementary school districts or at least 69.0% Graduation Rate for high school districts. Unit districts must meet both criteria.</p>
--

AYP for LEP subgroup includes only students enrolled as of 5/1/05.

Safe Harbor Targets of 47.5% or above are not printed.

LEP Subgroups with fewer than 45 students are not reported. Safe harbor only applies to subgroups. In order for safe harbor to apply, a subgroup must decrease by 10% the percentage of scores that did not meet state standards from the previous year plus meet the other indicators (attendance rate for non-high school districts, graduation rate for high school districts, and attendance and graduation rates for unit school districts) for the subgroup. Safe harbor allows school districts an alternate method to meet subgroup minimum targets on achievement.



# ANNUAL MEASURABLE ACHIEVEMENT OBJECTIVES

Is this district meeting Annual Measurable Achievement Objectives (AMAO)?	Yes
Is this district meeting English Proficiency target?	Yes
Is this district meeting Progress in English target?	Yes
Is this district meeting AYP for LEP?	Yes

English Language Proficiency Test: ACCESS for ELLs™

Minimum Target:

English Proficiency Targets	English Progress Targets	AYP - Participation Rate		AYP - Percent Meeting/Exceeding		AYP - Other Indicators	
		Reading	Mathematics	Reading	Mathematics	Attendances	Graduations
10.0	85.0	95.0	95.0	47.5	47.5	89.0	69.0

	Criterion 1 - Proficiency			Criterion 2 - Progress		
	Total Number of Students Tested	Number Making Proficient	Percent Making Proficient	Total Number of Students Tested	Number Making Progress	Percent Making Progress
AMAO Performance	114	16	14.0	58	47	81.0

Criterion 3 - Adequate Yearly Progress (AYP for LEP subgroup)											
Percent Tested on State Tests				Percent Meeting/Exceeding Standards						Other Indicators (When Safe Harbor Applied)	
Reading		Mathematics		Reading			Mathematics				
%	Met AYP	%	Met AYP	%	Safe Harbor Target	Met AYP	%	Safe Harbor Target	Met AYP	Attendance Rate	Graduation Rate
98.2	Yes	98.2	Yes								60.0

Proficiency and Progress calculations are performed only if there are at least 30 students. Proficiency and progress with fewer than 30 students are not reported. A 95% confidence interval has been applied.

Three Conditions Are Required For Making Adequate Yearly Progress (AYP)
1. At least 95.0% tested for Reading and Mathematics for the LEP Subgroup. If the current year's participation rates are less than 95%, the participation rate for AYP will be considered sufficient if the average of the current year and the preceding year is at least 95%, or if the average of the current year and the two preceding years is at least 95%. Only actual participation rates are printed. If the participation rate printed is less than 95% but 'Met AYP' is 'Yes', it means the 95% condition was met by averaging.
2. At least 47.5% Meeting/Exceeding Standards for reading and mathematics for the LEP subgroup; for LEP subgroup under the 47.5% Meeting/Exceeding requirement, a 95% confidence interval has been applied; or meet Safe Harbor requirements.
3. At least 89.0% Attendance Rate for elementary school districts or at least 69.0% Graduation Rate for high school districts. Unit districts must meet both criteria.

AYP for LEP subgroup includes only students enrolled as of 5/1/05.

Safe Harbor Targets of 47.5% or above are not printed.

LEP Subgroups with fewer than 45 students are not reported. Safe harbor only applies to subgroups. In order for safe harbor to apply, a subgroup must decrease by 10% the percentage of scores that did not meet state standards from the previous year plus meet the other indicators (attendance rate for non-high school districts, graduation rate for high school districts, and attendance and graduation rates for unit school districts) for the subgroup. Safe harbor allows school districts an alternate method to meet subgroup minimum targets on achievement.



# ANNUAL MEASURABLE ACHIEVEMENT OBJECTIVES

Is this district meeting Annual Measurable Achievement Objectives (AMAO)?	No
Is this district meeting English Proficiency target?	Yes
Is this district meeting Progress in English target?	No
Is this district meeting AYP for LEP?	Yes

English Language Proficiency Test: ACCESS for ELLs™

Minimum Target:

English Proficiency Targets	English Progress Targets	AYP - Participation Rate		AYP - Percent Meeting/Exceeding		AYP - Other Indicators	
		Reading	Mathematics	Reading	Mathematics	Attendances	Graduations
10.0	85.0	95.0	95.0	47.5	47.5	89.0	69.0

	Criterion 1 - Proficiency			Criterion 2 - Progress		
	Total Number of Students Tested	Number Making Proficient	Percent Making Proficient	Total Number of Students Tested	Number Making Progress	Percent Making Progress
AMAO Performance	262	35	13.4	69	52	75.4

Criterion 3 - Adequate Yearly Progress (AYP for LEP subgroup)											
Percent Tested on State Tests				Percent Meeting/Exceeding Standards						Other Indicators (When Safe Harbor Applied)	
Reading		Mathematics		Reading			Mathematics				
%	Met AYP	%	Met AYP	%	Safe Harbor Target	Met AYP	%	Safe Harbor Target	Met AYP	Attendance Rate	Graduation Rate
99.4	Yes	99.4	Yes	56.1		Yes	48.7		Yes		

Proficiency and Progress calculations are performed only if there are at least 30 students. Proficiency and progress with fewer than 30 students are not reported. A 95% confidence interval has been applied.

Three Conditions Are Required For Making Adequate Yearly Progress (AYP)
1. At least 95.0% tested for Reading and Mathematics for the LEP Subgroup. If the current year's participation rates are less than 95%, the participation rate for AYP will be considered sufficient if the average of the current year and the preceding year is at least 95%, or if the average of the current year and the two preceding years is at least 95%. Only actual participation rates are printed. If the participation rate printed is less than 95% but 'Met AYP' is 'Yes', it means the 95% condition was met by averaging.
2. At least 47.5% Meeting/Exceeding Standards for reading and mathematics for the LEP subgroup; for LEP subgroup under the 47.5% Meeting/Exceeding requirement, a 95% confidence interval has been applied; or meet Safe Harbor requirements.
3. At least 89.0% Attendance Rate for elementary school districts or at least 69.0% Graduation Rate for high school districts. Unit districts must meet both criteria.

AYP for LEP subgroup includes only students enrolled as of 5/1/05.

Safe Harbor Targets of 47.5% or above are not printed.

LEP Subgroups with fewer than 45 students are not reported. Safe harbor only applies to subgroups. In order for safe harbor to apply, a subgroup must decrease by 10% the percentage of scores that did not meet state standards from the previous year plus meet the other indicators (attendance rate for non-high school districts, graduation rate for high school districts, and attendance and graduation rates for unit school districts) for the subgroup. Safe harbor allows school districts an alternate method to meet subgroup minimum targets on achievement.



# ANNUAL MEASURABLE ACHIEVEMENT OBJECTIVES

Is this district meeting Annual Measurable Achievement Objectives (AMAO)?	
Is this district meeting English Proficiency target?	
Is this district meeting Progress in English target?	
Is this district meeting AYP for LEP?	

English Language Proficiency Test: ACCESS for ELLs™

Minimum Target:

English Proficiency Targets	English Progress Targets	AYP - Participation Rate		AYP - Percent Meeting/Exceeding		AYP - Other Indicators	
		Reading	Mathematics	Reading	Mathematics	Attendances	Graduations
10.0	85.0	95.0	95.0	47.5	47.5	89.0	69.0

	Criterion 1 - Proficiency			Criterion 2 - Progress		
	Total Number of Students Tested	Number Making Proficient	Percent Making Proficient	Total Number of Students Tested	Number Making Progress	Percent Making Progress
AMAO Performance	10					

Criterion 3 - Adequate Yearly Progress (AYP for LEP subgroup)											
Percent Tested on State Tests				Percent Meeting/Exceeding Standards						Other Indicators (When Safe Harbor Applied)	
Reading		Mathematics		Reading			Mathematics				
%	Met AYP	%	Met AYP	%	Safe Harbor Target	Met AYP	%	Safe Harbor Target	Met AYP	Attendance Rate	Graduation Rate

Proficiency and Progress calculations are performed only if there are at least 30 students. Proficiency and progress with fewer than 30 students are not reported. A 95% confidence interval has been applied.

Three Conditions Are Required For Making Adequate Yearly Progress (AYP)

1. At least 95.0% tested for Reading and Mathematics for the LEP Subgroup. If the current year's participation rates are less than 95%, the participation rate for AYP will be considered sufficient if the average of the current year and the preceding year is at least 95%, or if the average of the current year and the two preceding years is at least 95%. Only actual participation rates are printed. If the participation rate printed is less than 95% but 'Met AYP' is 'Yes', it means the 95% condition was met by averaging.
2. At least 47.5% Meeting/Exceeding Standards for reading and mathematics for the LEP subgroup; for LEP subgroup under the 47.5% Meeting/Exceeding requirement, a 95% confidence interval has been applied; or meet Safe Harbor requirements.
3. At least 89.0% Attendance Rate for elementary school districts or at least 69.0% Graduation Rate for high school districts. Unit districts must meet both criteria.

AYP for LEP subgroup includes only students enrolled as of 5/1/05.

Safe Harbor Targets of 47.5% or above are not printed.

LEP Subgroups with fewer than 45 students are not reported. Safe harbor only applies to subgroups. In order for safe harbor to apply, a subgroup must decrease by 10% the percentage of scores that did not meet state standards from the previous year plus meet the other indicators (attendance rate for non-high school districts, graduation rate for high school districts, and attendance and graduation rates for unit school districts) for the subgroup. Safe harbor allows school districts an alternate method to meet subgroup minimum targets on achievement.



# ANNUAL MEASURABLE ACHIEVEMENT OBJECTIVES

Is this district meeting Annual Measurable Achievement Objectives (AMAO)?	Yes
Is this district meeting English Proficiency target?	Yes
Is this district meeting Progress in English target?	Yes
Is this district meeting AYP for LEP?	Yes

English Language Proficiency Test: ACCESS for ELLs™

Minimum Target:

English Proficiency Targets	English Progress Targets	AYP - Participation Rate		AYP - Percent Meeting/Exceeding		AYP - Other Indicators	
		Reading	Mathematics	Reading	Mathematics	Attendances	Graduations
10.0	85.0	95.0	95.0	47.5	47.5	89.0	69.0

	Criterion 1 - Proficiency			Criterion 2 - Progress		
	Total Number of Students Tested	Number Making Proficient	Percent Making Proficient	Total Number of Students Tested	Number Making Progress	Percent Making Progress
AMAO Performance	132	21	15.9	108	90	83.3

Criterion 3 - Adequate Yearly Progress (AYP for LEP subgroup)											
Percent Tested on State Tests				Percent Meeting/Exceeding Standards						Other Indicators (When Safe Harbor Applied)	
Reading		Mathematics		Reading			Mathematics				
%	Met AYP	%	Met AYP	%	Safe Harbor Target	Met AYP	%	Safe Harbor Target	Met AYP	Attendance Rate	Graduation Rate
98.6	Yes	98.6	Yes	65.0		Yes	61.3		Yes	94.5	

Proficiency and Progress calculations are performed only if there are at least 30 students. Proficiency and progress with fewer than 30 students are not reported. A 95% confidence interval has been applied.

Three Conditions Are Required For Making Adequate Yearly Progress (AYP)
1. At least 95.0% tested for Reading and Mathematics for the LEP Subgroup. If the current year's participation rates are less than 95%, the participation rate for AYP will be considered sufficient if the average of the current year and the preceding year is at least 95%, or if the average of the current year and the two preceding years is at least 95%. Only actual participation rates are printed. If the participation rate printed is less than 95% but 'Met AYP' is 'Yes', it means the 95% condition was met by averaging.
2. At least 47.5% Meeting/Exceeding Standards for reading and mathematics for the LEP subgroup; for LEP subgroup under the 47.5% Meeting/Exceeding requirement, a 95% confidence interval has been applied; or meet Safe Harbor requirements.
3. At least 89.0% Attendance Rate for elementary school districts or at least 69.0% Graduation Rate for high school districts. Unit districts must meet both criteria.

AYP for LEP subgroup includes only students enrolled as of 5/1/05.

Safe Harbor Targets of 47.5% or above are not printed.

LEP Subgroups with fewer than 45 students are not reported. Safe harbor only applies to subgroups. In order for safe harbor to apply, a subgroup must decrease by 10% the percentage of scores that did not meet state standards from the previous year plus meet the other indicators (attendance rate for non-high school districts, graduation rate for high school districts, and attendance and graduation rates for unit school districts) for the subgroup. Safe harbor allows school districts an alternate method to meet subgroup minimum targets on achievement.



# ANNUAL MEASURABLE ACHIEVEMENT OBJECTIVES

Is this district meeting Annual Measurable Achievement Objectives (AMAO)?	No
Is this district meeting English Proficiency target?	Yes
Is this district meeting Progress in English target?	No
Is this district meeting AYP for LEP?	Yes

English Language Proficiency Test: ACCESS for ELLs™

Minimum Target:

English Proficiency Targets	English Progress Targets	AYP - Participation Rate		AYP - Percent Meeting/Exceeding		AYP - Other Indicators	
		Reading	Mathematics	Reading	Mathematics	Attendances	Graduations
10.0	85.0	95.0	95.0	47.5	47.5	89.0	69.0

	Criterion 1 - Proficiency			Criterion 2 - Progress		
	Total Number of Students Tested	Number Making Proficient	Percent Making Proficient	Total Number of Students Tested	Number Making Progress	Percent Making Progress
AMAO Performance	310	31	10.0	187	147	78.6

Criterion 3 - Adequate Yearly Progress (AYP for LEP subgroup)											
Percent Tested on State Tests				Percent Meeting/Exceeding Standards						Other Indicators (When Safe Harbor Applied)	
Reading		Mathematics		Reading			Mathematics				
%	Met AYP	%	Met AYP	%	Safe Harbor Target	Met AYP	%	Safe Harbor Target	Met AYP	Attendance Rate	Graduation Rate
100.0	Yes	100.0	Yes	67.1		Yes	54.5		Yes		

Proficiency and Progress calculations are performed only if there are at least 30 students. Proficiency and progress with fewer than 30 students are not reported. A 95% confidence interval has been applied.

Three Conditions Are Required For Making Adequate Yearly Progress (AYP)
1. At least 95.0% tested for Reading and Mathematics for the LEP Subgroup. If the current year's participation rates are less than 95%, the participation rate for AYP will be considered sufficient if the average of the current year and the preceding year is at least 95%, or if the average of the current year and the two preceding years is at least 95%. Only actual participation rates are printed. If the participation rate printed is less than 95% but 'Met AYP' is 'Yes', it means the 95% condition was met by averaging.
2. At least 47.5% Meeting/Exceeding Standards for reading and mathematics for the LEP subgroup; for LEP subgroup under the 47.5% Meeting/Exceeding requirement, a 95% confidence interval has been applied; or meet Safe Harbor requirements.
3. At least 89.0% Attendance Rate for elementary school districts or at least 69.0% Graduation Rate for high school districts. Unit districts must meet both criteria.

AYP for LEP subgroup includes only students enrolled as of 5/1/05.

Safe Harbor Targets of 47.5% or above are not printed.

LEP Subgroups with fewer than 45 students are not reported. Safe harbor only applies to subgroups. In order for safe harbor to apply, a subgroup must decrease by 10% the percentage of scores that did not meet state standards from the previous year plus meet the other indicators (attendance rate for non-high school districts, graduation rate for high school districts, and attendance and graduation rates for unit school districts) for the subgroup. Safe harbor allows school districts an alternate method to meet subgroup minimum targets on achievement.



# ANNUAL MEASURABLE ACHIEVEMENT OBJECTIVES

Is this district meeting Annual Measurable Achievement Objectives (AMAO)?	Yes
Is this district meeting English Proficiency target?	Yes
Is this district meeting Progress in English target?	Yes
Is this district meeting AYP for LEP?	Yes

English Language Proficiency Test: ACCESS for ELLs™

Minimum Target:

English Proficiency Targets	English Progress Targets	AYP - Participation Rate		AYP - Percent Meeting/Exceeding		AYP - Other Indicators	
		Reading	Mathematics	Reading	Mathematics	Attendances	Graduations
10.0	85.0	95.0	95.0	47.5	47.5	89.0	69.0

	Criterion 1 - Proficiency			Criterion 2 - Progress		
	Total Number of Students Tested	Number Making Proficient	Percent Making Proficient	Total Number of Students Tested	Number Making Progress	Percent Making Progress
AMAO Performance	461	62	13.4	334	282	84.4

Criterion 3 - Adequate Yearly Progress (AYP for LEP subgroup)											
Percent Tested on State Tests				Percent Meeting/Exceeding Standards						Other Indicators (When Safe Harbor Applied)	
Reading		Mathematics		Reading			Mathematics				
%	Met AYP	%	Met AYP	%	Safe Harbor Target	Met AYP	%	Safe Harbor Target	Met AYP	Attendance Rate	Graduation Rate
99.7	Yes	99.7	Yes	65.9		Yes	54.2		Yes		33.3

Proficiency and Progress calculations are performed only if there are at least 30 students. Proficiency and progress with fewer than 30 students are not reported. A 95% confidence interval has been applied.

<p>Three Conditions Are Required For Making Adequate Yearly Progress (AYP)</p> <p>1. At least 95.0% tested for Reading and Mathematics for the LEP Subgroup. If the current year's participation rates are less than 95%, the participation rate for AYP will be considered sufficient if the average of the current year and the preceding year is at least 95%, or if the average of the current year and the two preceding years is at least 95%. Only actual participation rates are printed. If the participation rate printed is less than 95% but 'Met AYP' is 'Yes', it means the 95% condition was met by averaging.</p> <p>2. At least 47.5% Meeting/Exceeding Standards for reading and mathematics for the LEP subgroup; for LEP subgroup under the 47.5% Meeting/Exceeding requirement, a 95% confidence interval has been applied; or meet Safe Harbor requirements.</p> <p>3. At least 89.0% Attendance Rate for elementary school districts or at least 69.0% Graduation Rate for high school districts. Unit districts must meet both criteria.</p>
--

AYP for LEP subgroup includes only students enrolled as of 5/1/05.

Safe Harbor Targets of 47.5% or above are not printed.

LEP Subgroups with fewer than 45 students are not reported. Safe harbor only applies to subgroups. In order for safe harbor to apply, a subgroup must decrease by 10% the percentage of scores that did not meet state standards from the previous year plus meet the other indicators (attendance rate for non-high school districts, graduation rate for high school districts, and attendance and graduation rates for unit school districts) for the subgroup. Safe harbor allows school districts an alternate method to meet subgroup minimum targets on achievement.



# ANNUAL MEASURABLE ACHIEVEMENT OBJECTIVES

Is this district meeting Annual Measurable Achievement Objectives (AMAO)?	Yes
Is this district meeting English Proficiency target?	Yes
Is this district meeting Progress in English target?	
Is this district meeting AYP for LEP?	

English Language Proficiency Test: ACCESS for ELLs™

Minimum Target:

English Proficiency Targets	English Progress Targets	AYP - Participation Rate		AYP - Percent Meeting/Exceeding		AYP - Other Indicators	
		Reading	Mathematics	Reading	Mathematics	Attendances	Graduations
10.0	85.0	95.0	95.0	47.5	47.5	89.0	69.0

	Criterion 1 - Proficiency			Criterion 2 - Progress		
	Total Number of Students Tested	Number Making Proficient	Percent Making Proficient	Total Number of Students Tested	Number Making Progress	Percent Making Progress
AMAO Performance	32	2	6.3	13		

Criterion 3 - Adequate Yearly Progress (AYP for LEP subgroup)											
Percent Tested on State Tests				Percent Meeting/Exceeding Standards						Other Indicators (When Safe Harbor Applied)	
Reading		Mathematics		Reading			Mathematics				
%	Met AYP	%	Met AYP	%	Safe Harbor Target	Met AYP	%	Safe Harbor Target	Met AYP	Attendance Rate	Graduation Rate
											57.1

Proficiency and Progress calculations are performed only if there are at least 30 students. Proficiency and progress with fewer than 30 students are not reported. A 95% confidence interval has been applied.

<p>Three Conditions Are Required For Making Adequate Yearly Progress (AYP)</p> <ol style="list-style-type: none"> <li>At least 95.0% tested for Reading and Mathematics for the LEP Subgroup. If the current year's participation rates are less than 95%, the participation rate for AYP will be considered sufficient if the average of the current year and the preceding year is at least 95%, or if the average of the current year and the two preceding years is at least 95%. Only actual participation rates are printed. If the participation rate printed is less than 95% but 'Met AYP' is 'Yes', it means the 95% condition was met by averaging.</li> <li>At least 47.5% Meeting/Exceeding Standards for reading and mathematics for the LEP subgroup; for LEP subgroup under the 47.5% Meeting/Exceeding requirement, a 95% confidence interval has been applied; or meet Safe Harbor requirements.</li> <li>At least 89.0% Attendance Rate for elementary school districts or at least 69.0% Graduation Rate for high school districts. Unit districts must meet both criteria.</li> </ol>
--

AYP for LEP subgroup includes only students enrolled as of 5/1/05.

Safe Harbor Targets of 47.5% or above are not printed.

LEP Subgroups with fewer than 45 students are not reported. Safe harbor only applies to subgroups. In order for safe harbor to apply, a subgroup must decrease by 10% the percentage of scores that did not meet state standards from the previous year plus meet the other indicators (attendance rate for non-high school districts, graduation rate for high school districts, and attendance and graduation rates for unit school districts) for the subgroup. Safe harbor allows school districts an alternate method to meet subgroup minimum targets on achievement.



# ANNUAL MEASURABLE ACHIEVEMENT OBJECTIVES

Is this district meeting Annual Measurable Achievement Objectives (AMAO)?	Yes
Is this district meeting English Proficiency target?	Yes
Is this district meeting Progress in English target?	Yes
Is this district meeting AYP for LEP?	Yes

English Language Proficiency Test: ACCESS for ELLs™

Minimum Target:

English Proficiency Targets	English Progress Targets	AYP - Participation Rate		AYP - Percent Meeting/Exceeding		AYP - Other Indicators	
		Reading	Mathematics	Reading	Mathematics	Attendances	Graduations
10.0	85.0	95.0	95.0	47.5	47.5	89.0	69.0

	Criterion 1 - Proficiency			Criterion 2 - Progress		
	Total Number of Students Tested	Number Making Proficient	Percent Making Proficient	Total Number of Students Tested	Number Making Progress	Percent Making Progress
AMAO Performance	200	74	37.0	78	67	85.9

Criterion 3 - Adequate Yearly Progress (AYP for LEP subgroup)											
Percent Tested on State Tests				Percent Meeting/Exceeding Standards						Other Indicators (When Safe Harbor Applied)	
Reading		Mathematics		Reading			Mathematics				
%	Met AYP	%	Met AYP	%	Safe Harbor Target	Met AYP	%	Safe Harbor Target	Met AYP	Attendance Rate	Graduation Rate
100.0	Yes	100.0	Yes	71.4		Yes	74.3		Yes		100.0

Proficiency and Progress calculations are performed only if there are at least 30 students. Proficiency and progress with fewer than 30 students are not reported. A 95% confidence interval has been applied.

<p>Three Conditions Are Required For Making Adequate Yearly Progress (AYP)</p> <ol style="list-style-type: none"> <li>At least 95.0% tested for Reading and Mathematics for the LEP Subgroup. If the current year's participation rates are less than 95%, the participation rate for AYP will be considered sufficient if the average of the current year and the preceding year is at least 95%, or if the average of the current year and the two preceding years is at least 95%. Only actual participation rates are printed. If the participation rate printed is less than 95% but 'Met AYP' is 'Yes', it means the 95% condition was met by averaging.</li> <li>At least 47.5% Meeting/Exceeding Standards for reading and mathematics for the LEP subgroup; for LEP subgroup under the 47.5% Meeting/Exceeding requirement, a 95% confidence interval has been applied; or meet Safe Harbor requirements.</li> <li>At least 89.0% Attendance Rate for elementary school districts or at least 69.0% Graduation Rate for high school districts. Unit districts must meet both criteria.</li> </ol>
--

AYP for LEP subgroup includes only students enrolled as of 5/1/05.

Safe Harbor Targets of 47.5% or above are not printed.

LEP Subgroups with fewer than 45 students are not reported. Safe harbor only applies to subgroups. In order for safe harbor to apply, a subgroup must decrease by 10% the percentage of scores that did not meet state standards from the previous year plus meet the other indicators (attendance rate for non-high school districts, graduation rate for high school districts, and attendance and graduation rates for unit school districts) for the subgroup. Safe harbor allows school districts an alternate method to meet subgroup minimum targets on achievement.



# ANNUAL MEASURABLE ACHIEVEMENT OBJECTIVES

Is this district meeting Annual Measurable Achievement Objectives (AMAO)?	Yes
Is this district meeting English Proficiency target?	Yes
Is this district meeting Progress in English target?	Yes
Is this district meeting AYP for LEP?	

English Language Proficiency Test: ACCESS for ELLs™

Minimum Target:

English Proficiency Targets	English Progress Targets	AYP - Participation Rate		AYP - Percent Meeting/Exceeding		AYP - Other Indicators	
		Reading	Mathematics	Reading	Mathematics	Attendances	Graduations
10.0	85.0	95.0	95.0	47.5	47.5	89.0	69.0

	Criterion 1 - Proficiency			Criterion 2 - Progress		
	Total Number of Students Tested	Number Making Proficient	Percent Making Proficient	Total Number of Students Tested	Number Making Progress	Percent Making Progress
AMAO Performance	68	10	14.7	46	43	93.5

Criterion 3 - Adequate Yearly Progress (AYP for LEP subgroup)											
Percent Tested on State Tests				Percent Meeting/Exceeding Standards						Other Indicators (When Safe Harbor Applied)	
Reading		Mathematics		Reading			Mathematics				
%	Met AYP	%	Met AYP	%	Safe Harbor Target	Met AYP	%	Safe Harbor Target	Met AYP	Attendance Rate	Graduation Rate
										96.1	

Proficiency and Progress calculations are performed only if there are at least 30 students. Proficiency and progress with fewer than 30 students are not reported. A 95% confidence interval has been applied.

<p>Three Conditions Are Required For Making Adequate Yearly Progress (AYP)</p> <p>1. At least 95.0% tested for Reading and Mathematics for the LEP Subgroup. If the current year's participation rates are less than 95%, the participation rate for AYP will be considered sufficient if the average of the current year and the preceding year is at least 95%, or if the average of the current year and the two preceding years is at least 95%. Only actual participation rates are printed. If the participation rate printed is less than 95% but 'Met AYP' is 'Yes', it means the 95% condition was met by averaging.</p> <p>2. At least 47.5% Meeting/Exceeding Standards for reading and mathematics for the LEP subgroup; for LEP subgroup under the 47.5% Meeting/Exceeding requirement, a 95% confidence interval has been applied; or meet Safe Harbor requirements.</p> <p>3. At least 89.0% Attendance Rate for elementary school districts or at least 69.0% Graduation Rate for high school districts. Unit districts must meet both criteria.</p>
--

AYP for LEP subgroup includes only students enrolled as of 5/1/05.

Safe Harbor Targets of 47.5% or above are not printed.

LEP Subgroups with fewer than 45 students are not reported. Safe harbor only applies to subgroups. In order for safe harbor to apply, a subgroup must decrease by 10% the percentage of scores that did not meet state standards from the previous year plus meet the other indicators (attendance rate for non-high school districts, graduation rate for high school districts, and attendance and graduation rates for unit school districts) for the subgroup. Safe harbor allows school districts an alternate method to meet subgroup minimum targets on achievement.



# ANNUAL MEASURABLE ACHIEVEMENT OBJECTIVES

Is this district meeting Annual Measurable Achievement Objectives (AMAO)?	No
Is this district meeting English Proficiency target?	Yes
Is this district meeting Progress in English target?	No
Is this district meeting AYP for LEP?	Yes

English Language Proficiency Test: ACCESS for ELLs™

Minimum Target:

English Proficiency Targets	English Progress Targets	AYP - Participation Rate		AYP - Percent Meeting/Exceeding		AYP - Other Indicators	
		Reading	Mathematics	Reading	Mathematics	Attendances	Graduations
10.0	85.0	95.0	95.0	47.5	47.5	89.0	69.0

	Criterion 1 - Proficiency			Criterion 2 - Progress		
	Total Number of Students Tested	Number Making Proficient	Percent Making Proficient	Total Number of Students Tested	Number Making Progress	Percent Making Progress
AMAO Performance	687	104	15.1	553	443	80.1

Criterion 3 - Adequate Yearly Progress (AYP for LEP subgroup)											
Percent Tested on State Tests				Percent Meeting/Exceeding Standards						Other Indicators (When Safe Harbor Applied)	
Reading		Mathematics		Reading			Mathematics				
%	Met AYP	%	Met AYP	%	Safe Harbor Target	Met AYP	%	Safe Harbor Target	Met AYP	Attendance Rate	Graduation Rate
100.0	Yes	100.0	Yes	57.4		Yes	55.2		Yes		42.9

Proficiency and Progress calculations are performed only if there are at least 30 students. Proficiency and progress with fewer than 30 students are not reported. A 95% confidence interval has been applied.

<p>Three Conditions Are Required For Making Adequate Yearly Progress (AYP)</p> <ol style="list-style-type: none"> <li>At least 95.0% tested for Reading and Mathematics for the LEP Subgroup. If the current year's participation rates are less than 95%, the participation rate for AYP will be considered sufficient if the average of the current year and the preceding year is at least 95%, or if the average of the current year and the two preceding years is at least 95%. Only actual participation rates are printed. If the participation rate printed is less than 95% but 'Met AYP' is 'Yes', it means the 95% condition was met by averaging.</li> <li>At least 47.5% Meeting/Exceeding Standards for reading and mathematics for the LEP subgroup; for LEP subgroup under the 47.5% Meeting/Exceeding requirement, a 95% confidence interval has been applied; or meet Safe Harbor requirements.</li> <li>At least 89.0% Attendance Rate for elementary school districts or at least 69.0% Graduation Rate for high school districts. Unit districts must meet both criteria.</li> </ol>
--

AYP for LEP subgroup includes only students enrolled as of 5/1/05.

Safe Harbor Targets of 47.5% or above are not printed.

LEP Subgroups with fewer than 45 students are not reported. Safe harbor only applies to subgroups. In order for safe harbor to apply, a subgroup must decrease by 10% the percentage of scores that did not meet state standards from the previous year plus meet the other indicators (attendance rate for non-high school districts, graduation rate for high school districts, and attendance and graduation rates for unit school districts) for the subgroup. Safe harbor allows school districts an alternate method to meet subgroup minimum targets on achievement.



# ANNUAL MEASURABLE ACHIEVEMENT OBJECTIVES

Is this district meeting Annual Measurable Achievement Objectives (AMAO)?	No
Is this district meeting English Proficiency target?	Yes
Is this district meeting Progress in English target?	No
Is this district meeting AYP for LEP?	Yes

English Language Proficiency Test: ACCESS for ELLs™

Minimum Target:

English Proficiency Targets	English Progress Targets	AYP - Participation Rate		AYP - Percent Meeting/Exceeding		AYP - Other Indicators	
		Reading	Mathematics	Reading	Mathematics	Attendances	Graduations
10.0	85.0	95.0	95.0	47.5	47.5	89.0	69.0

	Criterion 1 - Proficiency			Criterion 2 - Progress		
	Total Number of Students Tested	Number Making Proficient	Percent Making Proficient	Total Number of Students Tested	Number Making Progress	Percent Making Progress
AMAO Performance	204	25	12.3	146	113	77.4

Criterion 3 - Adequate Yearly Progress (AYP for LEP subgroup)											
Percent Tested on State Tests				Percent Meeting/Exceeding Standards						Other Indicators (When Safe Harbor Applied)	
Reading		Mathematics		Reading			Mathematics				
%	Met AYP	%	Met AYP	%	Safe Harbor Target	Met AYP	%	Safe Harbor Target	Met AYP	Attendance Rate	Graduation Rate
96.9	Yes	96.9	Yes	54.9		Yes	49.0		Yes		100.0

Proficiency and Progress calculations are performed only if there are at least 30 students. Proficiency and progress with fewer than 30 students are not reported. A 95% confidence interval has been applied.

<p>Three Conditions Are Required For Making Adequate Yearly Progress (AYP)</p> <ol style="list-style-type: none"> <li>At least 95.0% tested for Reading and Mathematics for the LEP Subgroup. If the current year's participation rates are less than 95%, the participation rate for AYP will be considered sufficient if the average of the current year and the preceding year is at least 95%, or if the average of the current year and the two preceding years is at least 95%. Only actual participation rates are printed. If the participation rate printed is less than 95% but 'Met AYP' is 'Yes', it means the 95% condition was met by averaging.</li> <li>At least 47.5% Meeting/Exceeding Standards for reading and mathematics for the LEP subgroup; for LEP subgroup under the 47.5% Meeting/Exceeding requirement, a 95% confidence interval has been applied; or meet Safe Harbor requirements.</li> <li>At least 89.0% Attendance Rate for elementary school districts or at least 69.0% Graduation Rate for high school districts. Unit districts must meet both criteria.</li> </ol>
--

AYP for LEP subgroup includes only students enrolled as of 5/1/05.

Safe Harbor Targets of 47.5% or above are not printed.

LEP Subgroups with fewer than 45 students are not reported. Safe harbor only applies to subgroups. In order for safe harbor to apply, a subgroup must decrease by 10% the percentage of scores that did not meet state standards from the previous year plus meet the other indicators (attendance rate for non-high school districts, graduation rate for high school districts, and attendance and graduation rates for unit school districts) for the subgroup. Safe harbor allows school districts an alternate method to meet subgroup minimum targets on achievement.



# ANNUAL MEASURABLE ACHIEVEMENT OBJECTIVES

Is this district meeting Annual Measurable Achievement Objectives (AMAO)?	Yes
Is this district meeting English Proficiency target?	Yes
Is this district meeting Progress in English target?	
Is this district meeting AYP for LEP?	

English Language Proficiency Test: ACCESS for ELLs™

Minimum Target:

English Proficiency Targets	English Progress Targets	AYP - Participation Rate		AYP - Percent Meeting/Exceeding		AYP - Other Indicators	
		Reading	Mathematics	Reading	Mathematics	Attendances	Graduations
10.0	85.0	95.0	95.0	47.5	47.5	89.0	69.0

	Criterion 1 - Proficiency			Criterion 2 - Progress		
	Total Number of Students Tested	Number Making Proficient	Percent Making Proficient	Total Number of Students Tested	Number Making Progress	Percent Making Progress
AMAO Performance	40	7	17.5	29		

Criterion 3 - Adequate Yearly Progress (AYP for LEP subgroup)											
Percent Tested on State Tests				Percent Meeting/Exceeding Standards						Other Indicators (When Safe Harbor Applied)	
Reading		Mathematics		Reading			Mathematics				
%	Met AYP	%	Met AYP	%	Safe Harbor Target	Met AYP	%	Safe Harbor Target	Met AYP	Attendance Rate	Graduation Rate
											64.3

Proficiency and Progress calculations are performed only if there are at least 30 students. Proficiency and progress with fewer than 30 students are not reported. A 95% confidence interval has been applied.

<p>Three Conditions Are Required For Making Adequate Yearly Progress (AYP)</p> <ol style="list-style-type: none"> <li>At least 95.0% tested for Reading and Mathematics for the LEP Subgroup. If the current year's participation rates are less than 95%, the participation rate for AYP will be considered sufficient if the average of the current year and the preceding year is at least 95%, or if the average of the current year and the two preceding years is at least 95%. Only actual participation rates are printed. If the participation rate printed is less than 95% but 'Met AYP' is 'Yes', it means the 95% condition was met by averaging.</li> <li>At least 47.5% Meeting/Exceeding Standards for reading and mathematics for the LEP subgroup; for LEP subgroup under the 47.5% Meeting/Exceeding requirement, a 95% confidence interval has been applied; or meet Safe Harbor requirements.</li> <li>At least 89.0% Attendance Rate for elementary school districts or at least 69.0% Graduation Rate for high school districts. Unit districts must meet both criteria.</li> </ol>
--

AYP for LEP subgroup includes only students enrolled as of 5/1/05.

Safe Harbor Targets of 47.5% or above are not printed.

LEP Subgroups with fewer than 45 students are not reported. Safe harbor only applies to subgroups. In order for safe harbor to apply, a subgroup must decrease by 10% the percentage of scores that did not meet state standards from the previous year plus meet the other indicators (attendance rate for non-high school districts, graduation rate for high school districts, and attendance and graduation rates for unit school districts) for the subgroup. Safe harbor allows school districts an alternate method to meet subgroup minimum targets on achievement.



# ANNUAL MEASURABLE ACHIEVEMENT OBJECTIVES

Is this district meeting Annual Measurable Achievement Objectives (AMAO)?	Yes
Is this district meeting English Proficiency target?	Yes
Is this district meeting Progress in English target?	Yes
Is this district meeting AYP for LEP?	Yes

English Language Proficiency Test: ACCESS for ELLs™

Minimum Target:

English Proficiency Targets	English Progress Targets	AYP - Participation Rate		AYP - Percent Meeting/Exceeding		AYP - Other Indicators	
		Reading	Mathematics	Reading	Mathematics	Attendances	Graduations
10.0	85.0	95.0	95.0	47.5	47.5	89.0	69.0

	Criterion 1 - Proficiency			Criterion 2 - Progress		
	Total Number of Students Tested	Number Making Proficient	Percent Making Proficient	Total Number of Students Tested	Number Making Progress	Percent Making Progress
AMAO Performance	213	32	15.0	138	123	89.1

Criterion 3 - Adequate Yearly Progress (AYP for LEP subgroup)											
Percent Tested on State Tests				Percent Meeting/Exceeding Standards						Other Indicators (When Safe Harbor Applied)	
Reading		Mathematics		Reading			Mathematics				
%	Met AYP	%	Met AYP	%	Safe Harbor Target	Met AYP	%	Safe Harbor Target	Met AYP	Attendance Rate	Graduation Rate
100.0	Yes	100.0	Yes	60.0		Yes	69.9		Yes	95.3	

Proficiency and Progress calculations are performed only if there are at least 30 students. Proficiency and progress with fewer than 30 students are not reported. A 95% confidence interval has been applied.

<p>Three Conditions Are Required For Making Adequate Yearly Progress (AYP)</p> <p>1. At least 95.0% tested for Reading and Mathematics for the LEP Subgroup. If the current year's participation rates are less than 95%, the participation rate for AYP will be considered sufficient if the average of the current year and the preceding year is at least 95%, or if the average of the current year and the two preceding years is at least 95%. Only actual participation rates are printed. If the participation rate printed is less than 95% but 'Met AYP' is 'Yes', it means the 95% condition was met by averaging.</p> <p>2. At least 47.5% Meeting/Exceeding Standards for reading and mathematics for the LEP subgroup; for LEP subgroup under the 47.5% Meeting/Exceeding requirement, a 95% confidence interval has been applied; or meet Safe Harbor requirements.</p> <p>3. At least 89.0% Attendance Rate for elementary school districts or at least 69.0% Graduation Rate for high school districts. Unit districts must meet both criteria.</p>
--

AYP for LEP subgroup includes only students enrolled as of 5/1/05.

Safe Harbor Targets of 47.5% or above are not printed.

LEP Subgroups with fewer than 45 students are not reported. Safe harbor only applies to subgroups. In order for safe harbor to apply, a subgroup must decrease by 10% the percentage of scores that did not meet state standards from the previous year plus meet the other indicators (attendance rate for non-high school districts, graduation rate for high school districts, and attendance and graduation rates for unit school districts) for the subgroup. Safe harbor allows school districts an alternate method to meet subgroup minimum targets on achievement.



# ANNUAL MEASURABLE ACHIEVEMENT OBJECTIVES

Is this district meeting Annual Measurable Achievement Objectives (AMAO)?	Yes
Is this district meeting English Proficiency target?	Yes
Is this district meeting Progress in English target?	Yes
Is this district meeting AYP for LEP?	Yes

English Language Proficiency Test: ACCESS for ELLs™

Minimum Target:

English Proficiency Targets	English Progress Targets	AYP - Participation Rate		AYP - Percent Meeting/Exceeding		AYP - Other Indicators	
		Reading	Mathematics	Reading	Mathematics	Attendances	Graduations
10.0	85.0	95.0	95.0	47.5	47.5	89.0	69.0

	Criterion 1 - Proficiency			Criterion 2 - Progress		
	Total Number of Students Tested	Number Making Proficient	Percent Making Proficient	Total Number of Students Tested	Number Making Progress	Percent Making Progress
AMAO Performance	231	47	20.3	131	118	90.1

Criterion 3 - Adequate Yearly Progress (AYP for LEP subgroup)											
Percent Tested on State Tests				Percent Meeting/Exceeding Standards						Other Indicators (When Safe Harbor Applied)	
Reading		Mathematics		Reading			Mathematics				
%	Met AYP	%	Met AYP	%	Safe Harbor Target	Met AYP	%	Safe Harbor Target	Met AYP	Attendance Rate	Graduation Rate
100.0	Yes	100.0	Yes	67.8		Yes	61.1		Yes		

Proficiency and Progress calculations are performed only if there are at least 30 students. Proficiency and progress with fewer than 30 students are not reported. A 95% confidence interval has been applied.

Three Conditions Are Required For Making Adequate Yearly Progress (AYP)
1. At least 95.0% tested for Reading and Mathematics for the LEP Subgroup. If the current year's participation rates are less than 95%, the participation rate for AYP will be considered sufficient if the average of the current year and the preceding year is at least 95%, or if the average of the current year and the two preceding years is at least 95%. Only actual participation rates are printed. If the participation rate printed is less than 95% but 'Met AYP' is 'Yes', it means the 95% condition was met by averaging.
2. At least 47.5% Meeting/Exceeding Standards for reading and mathematics for the LEP subgroup; for LEP subgroup under the 47.5% Meeting/Exceeding requirement, a 95% confidence interval has been applied; or meet Safe Harbor requirements.
3. At least 89.0% Attendance Rate for elementary school districts or at least 69.0% Graduation Rate for high school districts. Unit districts must meet both criteria.

AYP for LEP subgroup includes only students enrolled as of 5/1/05.

Safe Harbor Targets of 47.5% or above are not printed.

LEP Subgroups with fewer than 45 students are not reported. Safe harbor only applies to subgroups. In order for safe harbor to apply, a subgroup must decrease by 10% the percentage of scores that did not meet state standards from the previous year plus meet the other indicators (attendance rate for non-high school districts, graduation rate for high school districts, and attendance and graduation rates for unit school districts) for the subgroup. Safe harbor allows school districts an alternate method to meet subgroup minimum targets on achievement.



# ANNUAL MEASURABLE ACHIEVEMENT OBJECTIVES

Is this district meeting Annual Measurable Achievement Objectives (AMAO)?	
Is this district meeting English Proficiency target?	
Is this district meeting Progress in English target?	
Is this district meeting AYP for LEP?	

English Language Proficiency Test: ACCESS for ELLs™

Minimum Target:

English Proficiency Targets	English Progress Targets	AYP - Participation Rate		AYP - Percent Meeting/Exceeding		AYP - Other Indicators	
		Reading	Mathematics	Reading	Mathematics	Attendances	Graduations
10.0	85.0	95.0	95.0	47.5	47.5	89.0	69.0

	Criterion 1 - Proficiency			Criterion 2 - Progress		
	Total Number of Students Tested	Number Making Proficient	Percent Making Proficient	Total Number of Students Tested	Number Making Progress	Percent Making Progress
AMAO Performance	16			2		

Criterion 3 - Adequate Yearly Progress (AYP for LEP subgroup)											
Percent Tested on State Tests				Percent Meeting/Exceeding Standards						Other Indicators (When Safe Harbor Applied)	
Reading		Mathematics		Reading			Mathematics				
%	Met AYP	%	Met AYP	%	Safe Harbor Target	Met AYP	%	Safe Harbor Target	Met AYP	Attendance Rate	Graduation Rate
											100.0

Proficiency and Progress calculations are performed only if there are at least 30 students.

Proficiency and progress with fewer than 30 students are not reported.

A 95% confidence interval has been applied.

<p>Three Conditions Are Required For Making Adequate Yearly Progress (AYP)</p> <ol style="list-style-type: none"> <li>At least 95.0% tested for Reading and Mathematics for the LEP Subgroup. If the current year's participation rates are less than 95%, the participation rate for AYP will be considered sufficient if the average of the current year and the preceding year is at least 95%, or if the average of the current year and the two preceding years is at least 95%. Only actual participation rates are printed. If the participation rate printed is less than 95% but 'Met AYP' is 'Yes', it means the 95% condition was met by averaging.</li> <li>At least 47.5% Meeting/Exceeding Standards for reading and mathematics for the LEP subgroup; for LEP subgroup under the 47.5% Meeting/Exceeding requirement, a 95% confidence interval has been applied; or meet Safe Harbor requirements.</li> <li>At least 89.0% Attendance Rate for elementary school districts or at least 69.0% Graduation Rate for high school districts. Unit districts must meet both criteria.</li> </ol>
--

AYP for LEP subgroup includes only students enrolled as of 5/1/05.

Safe Harbor Targets of 47.5% or above are not printed.

LEP Subgroups with fewer than 45 students are not reported. Safe harbor only applies to subgroups. In order for safe harbor to apply, a subgroup must decrease by 10% the percentage of scores that did not meet state standards from the previous year plus meet the other indicators (attendance rate for non-high school districts, graduation rate for high school districts, and attendance and graduation rates for unit school districts) for the subgroup. Safe harbor allows school districts an alternate method to meet subgroup minimum targets on achievement.



# ANNUAL MEASURABLE ACHIEVEMENT OBJECTIVES

Is this district meeting Annual Measurable Achievement Objectives (AMAO)?	Yes
Is this district meeting English Proficiency target?	Yes
Is this district meeting Progress in English target?	Yes
Is this district meeting AYP for LEP?	Yes

English Language Proficiency Test: ACCESS for ELLs™

Minimum Target:

English Proficiency Targets	English Progress Targets	AYP - Participation Rate		AYP - Percent Meeting/Exceeding		AYP - Other Indicators	
		Reading	Mathematics	Reading	Mathematics	Attendances	Graduations
10.0	85.0	95.0	95.0	47.5	47.5	89.0	69.0

	Criterion 1 - Proficiency			Criterion 2 - Progress		
	Total Number of Students Tested	Number Making Proficient	Percent Making Proficient	Total Number of Students Tested	Number Making Progress	Percent Making Progress
AMAO Performance	187	24	12.8	97	90	92.8

Criterion 3 - Adequate Yearly Progress (AYP for LEP subgroup)											
Percent Tested on State Tests				Percent Meeting/Exceeding Standards						Other Indicators (When Safe Harbor Applied)	
Reading		Mathematics		Reading			Mathematics				
%	Met AYP	%	Met AYP	%	Safe Harbor Target	Met AYP	%	Safe Harbor Target	Met AYP	Attendance Rate	Graduation Rate
98.2	Yes	98.2	Yes							95.1	

Proficiency and Progress calculations are performed only if there are at least 30 students. Proficiency and progress with fewer than 30 students are not reported. A 95% confidence interval has been applied.

Three Conditions Are Required For Making Adequate Yearly Progress (AYP)
1. At least 95.0% tested for Reading and Mathematics for the LEP Subgroup. If the current year's participation rates are less than 95%, the participation rate for AYP will be considered sufficient if the average of the current year and the preceding year is at least 95%, or if the average of the current year and the two preceding years is at least 95%. Only actual participation rates are printed. If the participation rate printed is less than 95% but 'Met AYP' is 'Yes', it means the 95% condition was met by averaging.
2. At least 47.5% Meeting/Exceeding Standards for reading and mathematics for the LEP subgroup; for LEP subgroup under the 47.5% Meeting/Exceeding requirement, a 95% confidence interval has been applied; or meet Safe Harbor requirements.
3. At least 89.0% Attendance Rate for elementary school districts or at least 69.0% Graduation Rate for high school districts. Unit districts must meet both criteria.

AYP for LEP subgroup includes only students enrolled as of 5/1/05.

Safe Harbor Targets of 47.5% or above are not printed.

LEP Subgroups with fewer than 45 students are not reported. Safe harbor only applies to subgroups. In order for safe harbor to apply, a subgroup must decrease by 10% the percentage of scores that did not meet state standards from the previous year plus meet the other indicators (attendance rate for non-high school districts, graduation rate for high school districts, and attendance and graduation rates for unit school districts) for the subgroup. Safe harbor allows school districts an alternate method to meet subgroup minimum targets on achievement.



# ANNUAL MEASURABLE ACHIEVEMENT OBJECTIVES

Is this district meeting Annual Measurable Achievement Objectives (AMAO)?	Yes
Is this district meeting English Proficiency target?	Yes
Is this district meeting Progress in English target?	Yes
Is this district meeting AYP for LEP?	Yes

English Language Proficiency Test: ACCESS for ELLs™

Minimum Target:

English Proficiency Targets	English Progress Targets	AYP - Participation Rate		AYP - Percent Meeting/Exceeding		AYP - Other Indicators	
		Reading	Mathematics	Reading	Mathematics	Attendances	Graduations
10.0	85.0	95.0	95.0	47.5	47.5	89.0	69.0

	Criterion 1 - Proficiency			Criterion 2 - Progress		
	Total Number of Students Tested	Number Making Proficient	Percent Making Proficient	Total Number of Students Tested	Number Making Progress	Percent Making Progress
AMAO Performance	343	50	14.6	236	193	81.8

Criterion 3 - Adequate Yearly Progress (AYP for LEP subgroup)											
Percent Tested on State Tests				Percent Meeting/Exceeding Standards						Other Indicators (When Safe Harbor Applied)	
Reading		Mathematics		Reading			Mathematics				
%	Met AYP	%	Met AYP	%	Safe Harbor Target	Met AYP	%	Safe Harbor Target	Met AYP	Attendance Rate	Graduation Rate
100.0	Yes	100.0	Yes	67.1		Yes	67.3		Yes		100.0

Proficiency and Progress calculations are performed only if there are at least 30 students. Proficiency and progress with fewer than 30 students are not reported. A 95% confidence interval has been applied.

Three Conditions Are Required For Making Adequate Yearly Progress (AYP)
1. At least 95.0% tested for Reading and Mathematics for the LEP Subgroup. If the current year's participation rates are less than 95%, the participation rate for AYP will be considered sufficient if the average of the current year and the preceding year is at least 95%, or if the average of the current year and the two preceding years is at least 95%. Only actual participation rates are printed. If the participation rate printed is less than 95% but 'Met AYP' is 'Yes', it means the 95% condition was met by averaging.
2. At least 47.5% Meeting/Exceeding Standards for reading and mathematics for the LEP subgroup; for LEP subgroup under the 47.5% Meeting/Exceeding requirement, a 95% confidence interval has been applied; or meet Safe Harbor requirements.
3. At least 89.0% Attendance Rate for elementary school districts or at least 69.0% Graduation Rate for high school districts. Unit districts must meet both criteria.

AYP for LEP subgroup includes only students enrolled as of 5/1/05.

Safe Harbor Targets of 47.5% or above are not printed.

LEP Subgroups with fewer than 45 students are not reported. Safe harbor only applies to subgroups. In order for safe harbor to apply, a subgroup must decrease by 10% the percentage of scores that did not meet state standards from the previous year plus meet the other indicators (attendance rate for non-high school districts, graduation rate for high school districts, and attendance and graduation rates for unit school districts) for the subgroup. Safe harbor allows school districts an alternate method to meet subgroup minimum targets on achievement.



# ANNUAL MEASURABLE ACHIEVEMENT OBJECTIVES

Is this district meeting Annual Measurable Achievement Objectives (AMAO)?	Yes
Is this district meeting English Proficiency target?	Yes
Is this district meeting Progress in English target?	
Is this district meeting AYP for LEP?	Yes

English Language Proficiency Test: ACCESS for ELLs™

Minimum Target:

English Proficiency Targets	English Progress Targets	AYP - Participation Rate		AYP - Percent Meeting/Exceeding		AYP - Other Indicators	
		Reading	Mathematics	Reading	Mathematics	Attendances	Graduations
10.0	85.0	95.0	95.0	47.5	47.5	89.0	69.0

	Criterion 1 - Proficiency			Criterion 2 - Progress		
	Total Number of Students Tested	Number Making Proficient	Percent Making Proficient	Total Number of Students Tested	Number Making Progress	Percent Making Progress
AMAO Performance	108	21	19.4			

Criterion 3 - Adequate Yearly Progress (AYP for LEP subgroup)											
Percent Tested on State Tests				Percent Meeting/Exceeding Standards						Other Indicators (When Safe Harbor Applied)	
Reading		Mathematics		Reading			Mathematics				
%	Met AYP	%	Met AYP	%	Safe Harbor Target	Met AYP	%	Safe Harbor Target	Met AYP	Attendance Rate	Graduation Rate
96.0	Yes	96.0	Yes	46.4		Yes	48.5		Yes		100.0

Proficiency and Progress calculations are performed only if there are at least 30 students. Proficiency and progress with fewer than 30 students are not reported. A 95% confidence interval has been applied.

Three Conditions Are Required For Making Adequate Yearly Progress (AYP)
1. At least 95.0% tested for Reading and Mathematics for the LEP Subgroup. If the current year's participation rates are less than 95%, the participation rate for AYP will be considered sufficient if the average of the current year and the preceding year is at least 95%, or if the average of the current year and the two preceding years is at least 95%. Only actual participation rates are printed. If the participation rate printed is less than 95% but 'Met AYP' is 'Yes', it means the 95% condition was met by averaging.
2. At least 47.5% Meeting/Exceeding Standards for reading and mathematics for the LEP subgroup; for LEP subgroup under the 47.5% Meeting/Exceeding requirement, a 95% confidence interval has been applied; or meet Safe Harbor requirements.
3. At least 89.0% Attendance Rate for elementary school districts or at least 69.0% Graduation Rate for high school districts. Unit districts must meet both criteria.

AYP for LEP subgroup includes only students enrolled as of 5/1/05.

Safe Harbor Targets of 47.5% or above are not printed.

LEP Subgroups with fewer than 45 students are not reported. Safe harbor only applies to subgroups. In order for safe harbor to apply, a subgroup must decrease by 10% the percentage of scores that did not meet state standards from the previous year plus meet the other indicators (attendance rate for non-high school districts, graduation rate for high school districts, and attendance and graduation rates for unit school districts) for the subgroup. Safe harbor allows school districts an alternate method to meet subgroup minimum targets on achievement.



# ANNUAL MEASURABLE ACHIEVEMENT OBJECTIVES

Is this district meeting Annual Measurable Achievement Objectives (AMAO)?	Yes
Is this district meeting English Proficiency target?	Yes
Is this district meeting Progress in English target?	
Is this district meeting AYP for LEP?	

English Language Proficiency Test: ACCESS for ELLs™

Minimum Target:

English Proficiency Targets	English Progress Targets	AYP - Participation Rate		AYP - Percent Meeting/Exceeding		AYP - Other Indicators	
		Reading	Mathematics	Reading	Mathematics	Attendances	Graduations
10.0	85.0	95.0	95.0	47.5	47.5	89.0	69.0

	Criterion 1 - Proficiency			Criterion 2 - Progress		
	Total Number of Students Tested	Number Making Proficient	Percent Making Proficient	Total Number of Students Tested	Number Making Progress	Percent Making Progress
AMAO Performance	79	6	7.6			

Criterion 3 - Adequate Yearly Progress (AYP for LEP subgroup)											
Percent Tested on State Tests				Percent Meeting/Exceeding Standards						Other Indicators (When Safe Harbor Applied)	
Reading		Mathematics		Reading			Mathematics				
%	Met AYP	%	Met AYP	%	Safe Harbor Target	Met AYP	%	Safe Harbor Target	Met AYP	Attendance Rate	Graduation Rate

Proficiency and Progress calculations are performed only if there are at least 30 students. Proficiency and progress with fewer than 30 students are not reported. A 95% confidence interval has been applied.

<p>Three Conditions Are Required For Making Adequate Yearly Progress (AYP)</p> <ol style="list-style-type: none"> <li>At least 95.0% tested for Reading and Mathematics for the LEP Subgroup. If the current year's participation rates are less than 95%, the participation rate for AYP will be considered sufficient if the average of the current year and the preceding year is at least 95%, or if the average of the current year and the two preceding years is at least 95%. Only actual participation rates are printed. If the participation rate printed is less than 95% but 'Met AYP' is 'Yes', it means the 95% condition was met by averaging.</li> <li>At least 47.5% Meeting/Exceeding Standards for reading and mathematics for the LEP subgroup; for LEP subgroup under the 47.5% Meeting/Exceeding requirement, a 95% confidence interval has been applied; or meet Safe Harbor requirements.</li> <li>At least 89.0% Attendance Rate for elementary school districts or at least 69.0% Graduation Rate for high school districts. Unit districts must meet both criteria.</li> </ol>
--

AYP for LEP subgroup includes only students enrolled as of 5/1/05.

Safe Harbor Targets of 47.5% or above are not printed.

LEP Subgroups with fewer than 45 students are not reported. Safe harbor only applies to subgroups. In order for safe harbor to apply, a subgroup must decrease by 10% the percentage of scores that did not meet state standards from the previous year plus meet the other indicators (attendance rate for non-high school districts, graduation rate for high school districts, and attendance and graduation rates for unit school districts) for the subgroup. Safe harbor allows school districts an alternate method to meet subgroup minimum targets on achievement.



# ANNUAL MEASURABLE ACHIEVEMENT OBJECTIVES

Is this district meeting Annual Measurable Achievement Objectives (AMAO)?	No
Is this district meeting English Proficiency target?	Yes
Is this district meeting Progress in English target?	No
Is this district meeting AYP for LEP?	

English Language Proficiency Test: ACCESS for ELLs™

Minimum Target:

English Proficiency Targets	English Progress Targets	AYP - Participation Rate		AYP - Percent Meeting/Exceeding		AYP - Other Indicators	
		Reading	Mathematics	Reading	Mathematics	Attendances	Graduations
10.0	85.0	95.0	95.0	47.5	47.5	89.0	69.0

	Criterion 1 - Proficiency			Criterion 2 - Progress		
	Total Number of Students Tested	Number Making Proficient	Percent Making Proficient	Total Number of Students Tested	Number Making Progress	Percent Making Progress
AMAO Performance	68	18	26.5	43	28	65.1

Criterion 3 - Adequate Yearly Progress (AYP for LEP subgroup)											
Percent Tested on State Tests				Percent Meeting/Exceeding Standards						Other Indicators (When Safe Harbor Applied)	
Reading		Mathematics		Reading			Mathematics				
%	Met AYP	%	Met AYP	%	Safe Harbor Target	Met AYP	%	Safe Harbor Target	Met AYP	Attendance Rate	Graduation Rate
											50.0

Proficiency and Progress calculations are performed only if there are at least 30 students. Proficiency and progress with fewer than 30 students are not reported. A 95% confidence interval has been applied.

<p>Three Conditions Are Required For Making Adequate Yearly Progress (AYP)</p> <ol style="list-style-type: none"> <li>At least 95.0% tested for Reading and Mathematics for the LEP Subgroup. If the current year's participation rates are less than 95%, the participation rate for AYP will be considered sufficient if the average of the current year and the preceding year is at least 95%, or if the average of the current year and the two preceding years is at least 95%. Only actual participation rates are printed. If the participation rate printed is less than 95% but 'Met AYP' is 'Yes', it means the 95% condition was met by averaging.</li> <li>At least 47.5% Meeting/Exceeding Standards for reading and mathematics for the LEP subgroup; for LEP subgroup under the 47.5% Meeting/Exceeding requirement, a 95% confidence interval has been applied; or meet Safe Harbor requirements.</li> <li>At least 89.0% Attendance Rate for elementary school districts or at least 69.0% Graduation Rate for high school districts. Unit districts must meet both criteria.</li> </ol>
--

AYP for LEP subgroup includes only students enrolled as of 5/1/05.

Safe Harbor Targets of 47.5% or above are not printed.

LEP Subgroups with fewer than 45 students are not reported. Safe harbor only applies to subgroups. In order for safe harbor to apply, a subgroup must decrease by 10% the percentage of scores that did not meet state standards from the previous year plus meet the other indicators (attendance rate for non-high school districts, graduation rate for high school districts, and attendance and graduation rates for unit school districts) for the subgroup. Safe harbor allows school districts an alternate method to meet subgroup minimum targets on achievement.



# ANNUAL MEASURABLE ACHIEVEMENT OBJECTIVES

Is this district meeting Annual Measurable Achievement Objectives (AMAO)?	Yes
Is this district meeting English Proficiency target?	Yes
Is this district meeting Progress in English target?	Yes
Is this district meeting AYP for LEP?	Yes

English Language Proficiency Test: ACCESS for ELLs™

Minimum Target:

English Proficiency Targets	English Progress Targets	AYP - Participation Rate		AYP - Percent Meeting/Exceeding		AYP - Other Indicators	
		Reading	Mathematics	Reading	Mathematics	Attendances	Graduations
10.0	85.0	95.0	95.0	47.5	47.5	89.0	69.0

	Criterion 1 - Proficiency			Criterion 2 - Progress		
	Total Number of Students Tested	Number Making Proficient	Percent Making Proficient	Total Number of Students Tested	Number Making Progress	Percent Making Progress
AMAO Performance	75	8	10.7	31	24	77.4

Criterion 3 - Adequate Yearly Progress (AYP for LEP subgroup)											
Percent Tested on State Tests				Percent Meeting/Exceeding Standards						Other Indicators (When Safe Harbor Applied)	
Reading		Mathematics		Reading			Mathematics				
%	Met AYP	%	Met AYP	%	Safe Harbor Target	Met AYP	%	Safe Harbor Target	Met AYP	Attendance Rate	Graduation Rate
98.5	Yes	98.5	Yes	59.4		Yes	58.3		Yes		

Proficiency and Progress calculations are performed only if there are at least 30 students. Proficiency and progress with fewer than 30 students are not reported. A 95% confidence interval has been applied.

Three Conditions Are Required For Making Adequate Yearly Progress (AYP)

1. At least 95.0% tested for Reading and Mathematics for the LEP Subgroup. If the current year's participation rates are less than 95%, the participation rate for AYP will be considered sufficient if the average of the current year and the preceding year is at least 95%, or if the average of the current year and the two preceding years is at least 95%. Only actual participation rates are printed. If the participation rate printed is less than 95% but 'Met AYP' is 'Yes', it means the 95% condition was met by averaging.
2. At least 47.5% Meeting/Exceeding Standards for reading and mathematics for the LEP subgroup; for LEP subgroup under the 47.5% Meeting/Exceeding requirement, a 95% confidence interval has been applied; or meet Safe Harbor requirements.
3. At least 89.0% Attendance Rate for elementary school districts or at least 69.0% Graduation Rate for high school districts. Unit districts must meet both criteria.

AYP for LEP subgroup includes only students enrolled as of 5/1/05.

Safe Harbor Targets of 47.5% or above are not printed.

LEP Subgroups with fewer than 45 students are not reported. Safe harbor only applies to subgroups. In order for safe harbor to apply, a subgroup must decrease by 10% the percentage of scores that did not meet state standards from the previous year plus meet the other indicators (attendance rate for non-high school districts, graduation rate for high school districts, and attendance and graduation rates for unit school districts) for the subgroup. Safe harbor allows school districts an alternate method to meet subgroup minimum targets on achievement.



# ANNUAL MEASURABLE ACHIEVEMENT OBJECTIVES

Is this district meeting Annual Measurable Achievement Objectives (AMAO)?	
Is this district meeting English Proficiency target?	
Is this district meeting Progress in English target?	
Is this district meeting AYP for LEP?	

English Language Proficiency Test: ACCESS for ELLs™

Minimum Target:

English Proficiency Targets	English Progress Targets	AYP - Participation Rate		AYP - Percent Meeting/Exceeding		AYP - Other Indicators	
		Reading	Mathematics	Reading	Mathematics	Attendances	Graduations
10.0	85.0	95.0	95.0	47.5	47.5	89.0	69.0

	Criterion 1 - Proficiency			Criterion 2 - Progress		
	Total Number of Students Tested	Number Making Proficient	Percent Making Proficient	Total Number of Students Tested	Number Making Progress	Percent Making Progress
AMAO Performance	18					

Criterion 3 - Adequate Yearly Progress (AYP for LEP subgroup)											
Percent Tested on State Tests				Percent Meeting/Exceeding Standards						Other Indicators (When Safe Harbor Applied)	
Reading		Mathematics		Reading			Mathematics				
%	Met AYP	%	Met AYP	%	Safe Harbor Target	Met AYP	%	Safe Harbor Target	Met AYP	Attendance Rate	Graduation Rate
										96.2	

Proficiency and Progress calculations are performed only if there are at least 30 students. Proficiency and progress with fewer than 30 students are not reported. A 95% confidence interval has been applied.

<p>Three Conditions Are Required For Making Adequate Yearly Progress (AYP)</p> <p>1. At least 95.0% tested for Reading and Mathematics for the LEP Subgroup. If the current year's participation rates are less than 95%, the participation rate for AYP will be considered sufficient if the average of the current year and the preceding year is at least 95%, or if the average of the current year and the two preceding years is at least 95%. Only actual participation rates are printed. If the participation rate printed is less than 95% but 'Met AYP' is 'Yes', it means the 95% condition was met by averaging.</p> <p>2. At least 47.5% Meeting/Exceeding Standards for reading and mathematics for the LEP subgroup; for LEP subgroup under the 47.5% Meeting/Exceeding requirement, a 95% confidence interval has been applied; or meet Safe Harbor requirements.</p> <p>3. At least 89.0% Attendance Rate for elementary school districts or at least 69.0% Graduation Rate for high school districts. Unit districts must meet both criteria.</p>
--

AYP for LEP subgroup includes only students enrolled as of 5/1/05.

Safe Harbor Targets of 47.5% or above are not printed.

LEP Subgroups with fewer than 45 students are not reported. Safe harbor only applies to subgroups. In order for safe harbor to apply, a subgroup must decrease by 10% the percentage of scores that did not meet state standards from the previous year plus meet the other indicators (attendance rate for non-high school districts, graduation rate for high school districts, and attendance and graduation rates for unit school districts) for the subgroup. Safe harbor allows school districts an alternate method to meet subgroup minimum targets on achievement.



# ANNUAL MEASURABLE ACHIEVEMENT OBJECTIVES

Is this district meeting Annual Measurable Achievement Objectives (AMAO)?	Yes
Is this district meeting English Proficiency target?	Yes
Is this district meeting Progress in English target?	Yes
Is this district meeting AYP for LEP?	Yes

English Language Proficiency Test: ACCESS for ELLs™

Minimum Target:

English Proficiency Targets	English Progress Targets	AYP - Participation Rate		AYP - Percent Meeting/Exceeding		AYP - Other Indicators	
		Reading	Mathematics	Reading	Mathematics	Attendances	Graduations
10.0	85.0	95.0	95.0	47.5	47.5	89.0	69.0

	Criterion 1 - Proficiency			Criterion 2 - Progress		
	Total Number of Students Tested	Number Making Proficient	Percent Making Proficient	Total Number of Students Tested	Number Making Progress	Percent Making Progress
AMAO Performance	1242	321	25.8	716	645	90.1

Criterion 3 - Adequate Yearly Progress (AYP for LEP subgroup)											
Percent Tested on State Tests				Percent Meeting/Exceeding Standards						Other Indicators (When Safe Harbor Applied)	
Reading		Mathematics		Reading			Mathematics				
%	Met AYP	%	Met AYP	%	Safe Harbor Target	Met AYP	%	Safe Harbor Target	Met AYP	Attendance Rate	Graduation Rate
98.5	Yes	98.5	Yes	77.8		Yes	61.0		Yes		92.3

Proficiency and Progress calculations are performed only if there are at least 30 students. Proficiency and progress with fewer than 30 students are not reported. A 95% confidence interval has been applied.

<p>Three Conditions Are Required For Making Adequate Yearly Progress (AYP)</p> <ol style="list-style-type: none"> <li>1. At least 95.0% tested for Reading and Mathematics for the LEP Subgroup. If the current year's participation rates are less than 95%, the participation rate for AYP will be considered sufficient if the average of the current year and the preceding year is at least 95%, or if the average of the current year and the two preceding years is at least 95%. Only actual participation rates are printed. If the participation rate printed is less than 95% but 'Met AYP' is 'Yes', it means the 95% condition was met by averaging.</li> <li>2. At least 47.5% Meeting/Exceeding Standards for reading and mathematics for the LEP subgroup; for LEP subgroup under the 47.5% Meeting/Exceeding requirement, a 95% confidence interval has been applied; or meet Safe Harbor requirements.</li> <li>3. At least 89.0% Attendance Rate for elementary school districts or at least 69.0% Graduation Rate for high school districts. Unit districts must meet both criteria.</li> </ol>
---

AYP for LEP subgroup includes only students enrolled as of 5/1/05.

Safe Harbor Targets of 47.5% or above are not printed.

LEP Subgroups with fewer than 45 students are not reported. Safe harbor only applies to subgroups. In order for safe harbor to apply, a subgroup must decrease by 10% the percentage of scores that did not meet state standards from the previous year plus meet the other indicators (attendance rate for non-high school districts, graduation rate for high school districts, and attendance and graduation rates for unit school districts) for the subgroup. Safe harbor allows school districts an alternate method to meet subgroup minimum targets on achievement.



# ANNUAL MEASURABLE ACHIEVEMENT OBJECTIVES

Is this district meeting Annual Measurable Achievement Objectives (AMAO)?	No
Is this district meeting English Proficiency target?	Yes
Is this district meeting Progress in English target?	No
Is this district meeting AYP for LEP?	

English Language Proficiency Test: ACCESS for ELLs™

Minimum Target:

English Proficiency Targets	English Progress Targets	AYP - Participation Rate		AYP - Percent Meeting/Exceeding		AYP - Other Indicators	
		Reading	Mathematics	Reading	Mathematics	Attendances	Graduations
10.0	85.0	95.0	95.0	47.5	47.5	89.0	69.0

	Criterion 1 - Proficiency			Criterion 2 - Progress		
	Total Number of Students Tested	Number Making Proficient	Percent Making Proficient	Total Number of Students Tested	Number Making Progress	Percent Making Progress
AMAO Performance	254	40	15.7	173	138	79.8

Criterion 3 - Adequate Yearly Progress (AYP for LEP subgroup)											
Percent Tested on State Tests				Percent Meeting/Exceeding Standards						Other Indicators (When Safe Harbor Applied)	
Reading		Mathematics		Reading			Mathematics				
%	Met AYP	%	Met AYP	%	Safe Harbor Target	Met AYP	%	Safe Harbor Target	Met AYP	Attendance Rate	Graduation Rate
											72.5


Proficiency and Progress calculations are performed only if there are at least 30 students. Proficiency and progress with fewer than 30 students are not reported. A 95% confidence interval has been applied.

<p>Three Conditions Are Required For Making Adequate Yearly Progress (AYP)</p> <p>1. At least 95.0% tested for Reading and Mathematics for the LEP Subgroup. If the current year's participation rates are less than 95%, the participation rate for AYP will be considered sufficient if the average of the current year and the preceding year is at least 95%, or if the average of the current year and the two preceding years is at least 95%. Only actual participation rates are printed. If the participation rate printed is less than 95% but 'Met AYP' is 'Yes', it means the 95% condition was met by averaging.</p> <p>2. At least 47.5% Meeting/Exceeding Standards for reading and mathematics for the LEP subgroup; for LEP subgroup under the 47.5% Meeting/Exceeding requirement, a 95% confidence interval has been applied; or meet Safe Harbor requirements.</p> <p>3. At least 89.0% Attendance Rate for elementary school districts or at least 69.0% Graduation Rate for high school districts. Unit districts must meet both criteria.</p>
--

AYP for LEP subgroup includes only students enrolled as of 5/1/05.

Safe Harbor Targets of 47.5% or above are not printed.

LEP Subgroups with fewer than 45 students are not reported. Safe harbor only applies to subgroups. In order for safe harbor to apply, a subgroup must decrease by 10% the percentage of scores that did not meet state standards from the previous year plus meet the other indicators (attendance rate for non-high school districts, graduation rate for high school districts, and attendance and graduation rates for unit school districts) for the subgroup. Safe harbor allows school districts an alternate method to meet subgroup minimum targets on achievement.



# ANNUAL MEASURABLE ACHIEVEMENT OBJECTIVES

Is this district meeting Annual Measurable Achievement Objectives (AMAO)?	
Is this district meeting English Proficiency target?	
Is this district meeting Progress in English target?	
Is this district meeting AYP for LEP?	

English Language Proficiency Test: ACCESS for ELLs™

Minimum Target:

English Proficiency Targets	English Progress Targets	AYP - Participation Rate		AYP - Percent Meeting/Exceeding		AYP - Other Indicators	
		Reading	Mathematics	Reading	Mathematics	Attendances	Graduations
10.0	85.0	95.0	95.0	47.5	47.5	89.0	69.0

	Criterion 1 - Proficiency			Criterion 2 - Progress		
	Total Number of Students Tested	Number Making Proficient	Percent Making Proficient	Total Number of Students Tested	Number Making Progress	Percent Making Progress
AMAO Performance	14					

Criterion 3 - Adequate Yearly Progress (AYP for LEP subgroup)											
Percent Tested on State Tests				Percent Meeting/Exceeding Standards						Other Indicators (When Safe Harbor Applied)	
Reading		Mathematics		Reading			Mathematics				
%	Met AYP	%	Met AYP	%	Safe Harbor Target	Met AYP	%	Safe Harbor Target	Met AYP	Attendance Rate	Graduation Rate
											100.0

Proficiency and Progress calculations are performed only if there are at least 30 students. Proficiency and progress with fewer than 30 students are not reported. A 95% confidence interval has been applied.

Three Conditions Are Required For Making Adequate Yearly Progress (AYP)

- At least 95.0% tested for Reading and Mathematics for the LEP Subgroup. If the current year's participation rates are less than 95%, the participation rate for AYP will be considered sufficient if the average of the current year and the preceding year is at least 95%, or if the average of the current year and the two preceding years is at least 95%. Only actual participation rates are printed. If the participation rate printed is less than 95% but 'Met AYP' is 'Yes', it means the 95% condition was met by averaging.
- At least 47.5% Meeting/Exceeding Standards for reading and mathematics for the LEP subgroup; for LEP subgroup under the 47.5% Meeting/Exceeding requirement, a 95% confidence interval has been applied; or meet Safe Harbor requirements.
- At least 89.0% Attendance Rate for elementary school districts or at least 69.0% Graduation Rate for high school districts. Unit districts must meet both criteria.

AYP for LEP subgroup includes only students enrolled as of 5/1/05.

Safe Harbor Targets of 47.5% or above are not printed.

LEP Subgroups with fewer than 45 students are not reported. Safe harbor only applies to subgroups. In order for safe harbor to apply, a subgroup must decrease by 10% the percentage of scores that did not meet state standards from the previous year plus meet the other indicators (attendance rate for non-high school districts, graduation rate for high school districts, and attendance and graduation rates for unit school districts) for the subgroup. Safe harbor allows school districts an alternate method to meet subgroup minimum targets on achievement.



# ANNUAL MEASURABLE ACHIEVEMENT OBJECTIVES

Is this district meeting Annual Measurable Achievement Objectives (AMAO)?	No
Is this district meeting English Proficiency target?	No
Is this district meeting Progress in English target?	No
Is this district meeting AYP for LEP?	Yes

English Language Proficiency Test: ACCESS for ELLs™

Minimum Target:

English Proficiency Targets	English Progress Targets	AYP - Participation Rate		AYP - Percent Meeting/Exceeding		AYP - Other Indicators	
		Reading	Mathematics	Reading	Mathematics	Attendances	Graduations
10.0	85.0	95.0	95.0	47.5	47.5	89.0	69.0

	Criterion 1 - Proficiency			Criterion 2 - Progress		
	Total Number of Students Tested	Number Making Proficient	Percent Making Proficient	Total Number of Students Tested	Number Making Progress	Percent Making Progress
AMAO Performance	993	82	8.3	579	452	78.1

Criterion 3 - Adequate Yearly Progress (AYP for LEP subgroup)											
Percent Tested on State Tests				Percent Meeting/Exceeding Standards						Other Indicators (When Safe Harbor Applied)	
Reading		Mathematics		Reading			Mathematics				
%	Met AYP	%	Met AYP	%	Safe Harbor Target	Met AYP	%	Safe Harbor Target	Met AYP	Attendance Rate	Graduation Rate
99.5	Yes	99.5	Yes	59.7		Yes	65.0		Yes		73.0

Proficiency and Progress calculations are performed only if there are at least 30 students. Proficiency and progress with fewer than 30 students are not reported. A 95% confidence interval has been applied.

<p>Three Conditions Are Required For Making Adequate Yearly Progress (AYP)</p> <ol style="list-style-type: none"> <li>At least 95.0% tested for Reading and Mathematics for the LEP Subgroup. If the current year's participation rates are less than 95%, the participation rate for AYP will be considered sufficient if the average of the current year and the preceding year is at least 95%, or if the average of the current year and the two preceding years is at least 95%. Only actual participation rates are printed. If the participation rate printed is less than 95% but 'Met AYP' is 'Yes', it means the 95% condition was met by averaging.</li> <li>At least 47.5% Meeting/Exceeding Standards for reading and mathematics for the LEP subgroup; for LEP subgroup under the 47.5% Meeting/Exceeding requirement, a 95% confidence interval has been applied; or meet Safe Harbor requirements.</li> <li>At least 89.0% Attendance Rate for elementary school districts or at least 69.0% Graduation Rate for high school districts. Unit districts must meet both criteria.</li> </ol>
--

AYP for LEP subgroup includes only students enrolled as of 5/1/05.

Safe Harbor Targets of 47.5% or above are not printed.

LEP Subgroups with fewer than 45 students are not reported. Safe harbor only applies to subgroups. In order for safe harbor to apply, a subgroup must decrease by 10% the percentage of scores that did not meet state standards from the previous year plus meet the other indicators (attendance rate for non-high school districts, graduation rate for high school districts, and attendance and graduation rates for unit school districts) for the subgroup. Safe harbor allows school districts an alternate method to meet subgroup minimum targets on achievement.